

18-452/18-750
Wireless Networks and Applications
Lecture 2: Wireless Challenges

Peter Steenkiste
Carnegie Mellon University

Fall Semester 2018

<http://www.cs.cmu.edu/~prs/wirelessF18/>

Peter A. Steenkiste, CMU

1

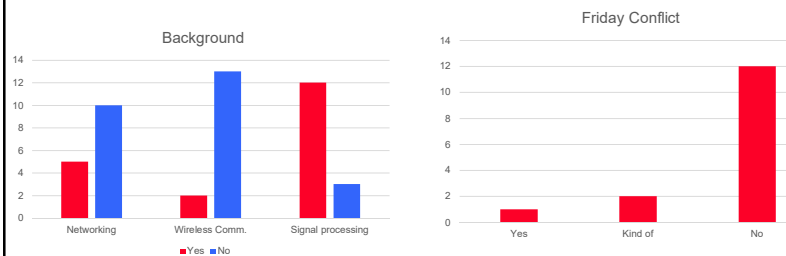
Announcements

- **Information forms**
 - » Please fill one out if you missed the last lecture
- **Waiting list updates**
 - » There should be room for students to enroll
- **Recitation clarification**
 - » Recitations do not cause a conflict since they will be rare
- **Reading list networking**
 - » The web site has an old list, but any textbook is fine
 - » Use the index to find “OSI protocol stack”, ethernet, ...
- **I have updated the schedule online**
 - » Moved three lectures to recitation slot
 - » First lecture is tomorrow!
 - » The lectures are recorded and will be available on Canvas

Peter A. Steenkiste, CMU

2

Some Results from Survey



Peter A. Steenkiste, CMU

3

Outline

- **Goals and structure of the course**
- **Administrative stuff**
- **A bit of history**
- **Wireless technologies**
- **Building a network**
 - » Designing a BIG system
 - » The OSI model
 - » Packet-based communication
 - » Challenges in Wireless Networking

Peter A. Steenkiste, CMU

4

Why Use Wireless?

There are no wires!

Has several significant advantages:

- **Supports mobile users**
 - » Move around office, campus, city, ... - users get hooked
 - » Remote control devices (TV, garage door, ..)
 - » Cordless phones, cell phones, ..
 - » WiFi, GPRS, Bluetooth, ...
- **No need to install and maintain wires**
 - » Reduces cost – important in offices, hotels, ...
 - » Simplifies deployment – important in homes, hotspots, ...

Peter A. Steenkiste, CMU

5

What is Hard about Wireless?

There are no wires!

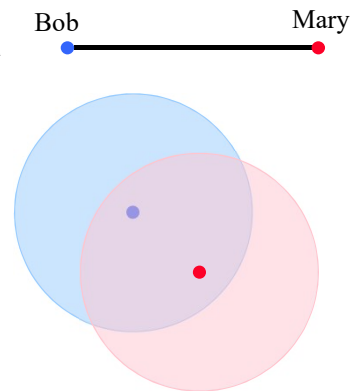
- In **wired** networks links are constant, reliable and physically isolated
 - » A 1 Gps Ethernet always has the same properties
 - » This is definitely not true for “54 Mbs” 802.11a
- In **wireless** networks links are variable, error-prone and share the ether with each other and other external, uncontrolled sources
 - » Link properties can be extremely dynamic
 - » For mobile devices they also differ across locations

Peter A. Steenkiste, CMU

6

Wireless is a shared medium

- **In wired communication, signals are contained in a conductor**
 - » Copper or fiber
 - » Guides energy to destination
 - » Protects signal from external signals
- **Wireless communication uses broadcasting over the shared ether**
 - » Energy is distributed in space
 - » Signal must compete with many other signals in same frequency band



Peter A. Steenkiste, CMU

7

Attenuation and Errors

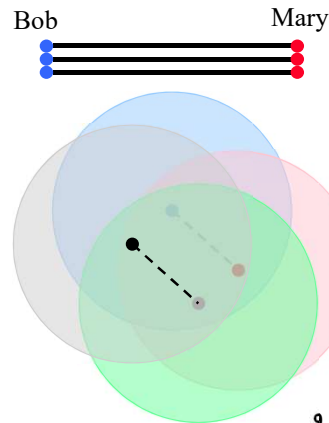
- In wired networks error rate 10^{-10} or less
 - » Wireless networks are far from that target
- Signal attenuates with distance and is affected by noise and competing signals
- Obstacles further attenuate the signal
- Probability of a successful reception depends on the “signal to interference and noise ratio” - the SINR
- More details later in the course

Peter A. Steenkiste, CMU

8

How Do We Increase Network Capacity?

- Easy to do in wired networks: simply add wires
 - » Fiber is especially attractive
- Adding wireless “links” increases interference.
 - » Frequency reuse can help ... subject to spatial limitations
 - » Or use different frequencies ... subject to frequency limitations
- The capacity of the wireless network is fundamentally limited.

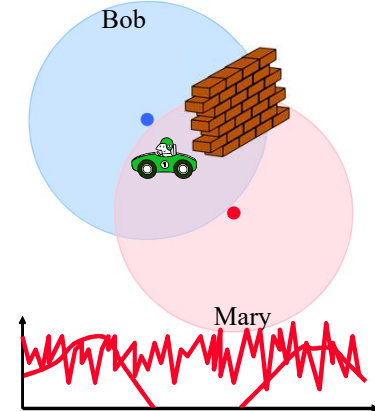


Peter A. Steenkiste, CMU

9

Mobility Affects the Link Throughput

- Quality of the transmission depends on distance and obstacles blocking the “line of sight” (LOS)
 - » “Slow fading” – the signal strength changes slowly
- Reflections off obstacles combined with mobility can cause “fast fading”
 - » Very rapid changes in the signal
 - » More on this later
- Hard to predict signal!



Peter A. Steenkiste, CMU

10

How is Wireless Different?

Wired

- Physical link properties are fixed and specified in standards
- Designed for low error rates and throughput is fixed and known
- Datalink layer is simple and optimized for the physical layer
- Internet was designed assuming wires

Wireless

- Physical link properties can change rapidly in unpredictable ways
- Error rates vary a lot and throughput is very dynamic
- How do you design an efficient datalink protocol?
- How well will higher layer protocols work?

Peter A. Steenkiste, CMU

11

Implications of Variability in Wireless PHY Layer

- Wireless datalink protocols must optimize throughput across an unknown and dynamic transmission medium
 - » It helps to understand what causes the changes
- Wireless “links” as observed by layers 3-7 will be unavoidably different from wired links
 - » Variable bandwidth and latency
 - » Intermittent connectivity
 - » Must adapt to changes in connectivity and bandwidth
- Understanding the physical layer is the key to making wireless work well
 - » Both at the wireless network and Internet level

Peter A. Steenkiste, CMU

12

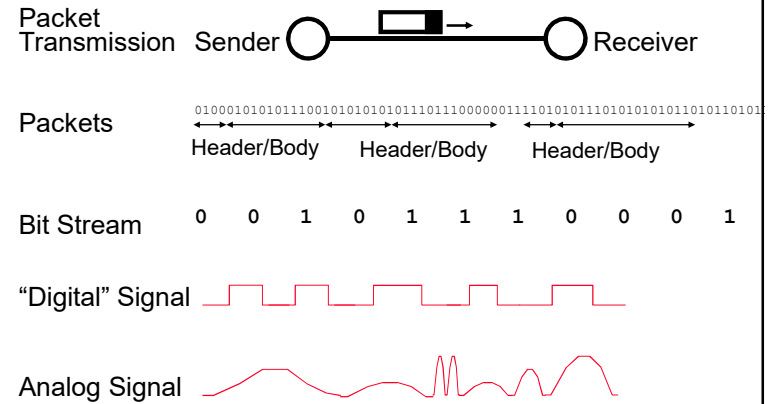
Outline

- **RF introduction**
 - » A cartoon view
 - » Communication
 - » Time versus frequency view
- **Modulation and multiplexing**
- **Channel capacity**
- **Antennas and signal propagation**
- **Modulation**
- **Diversity and coding**
- **OFDM**

Peter A. Steenkiste, CMU

13

From Signals to Packets

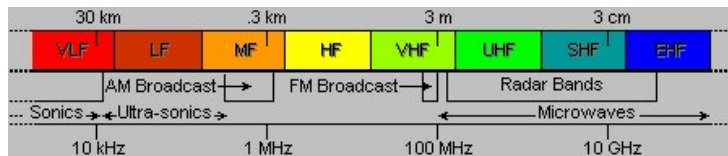


Peter A. Steenkiste, CMU

14

RF Introduction

- **RF = Radio Frequency**
 - » Electromagnetic signal that propagates through "ether"
 - » Ranges 3 KHz .. 300 GHz
 - » Or 100 km .. 0.1 cm (wavelength)



- **Travels at the speed of light**
- **Can take both a time and a frequency view**

Peter A. Steenkiste, CMU

15

Wireless Spectrum in the US

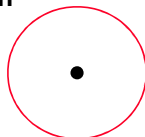


Peter A. Steenkiste, CMU

16

Cartoon View 1 - A Wave of Energy

- Think of it as energy that radiates from an antenna and is picked up by another antenna.
- Helps explain properties such as attenuation
 - » Density of the energy reduces over time, distance
 - » Signal strength is reduced, error rates go up
- Relevance to networking?
 - » Error rates of “wireless” depend on distance
 - Also depends on many properties
 - » Notion spatial reuse of frequencies
 - Basis of cellular and WiFi infrastructures

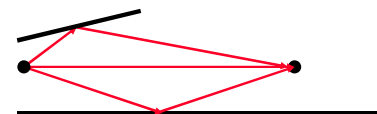


Peter A. Steenkiste, CMU

17

Cartoon View 2 - Rays of Energy

- Can also view it as a “ray” that propagates between two points
 - » Rays can be reflected etc.
 - » A channel can include multiple “rays” that take different paths – “multi-path” effect
- Implications for wireless networks
 - » We can have provide connectivity without line of sight!
 - » Receiver can receive multiple copies of the signal, which leads to signal distortion
 - » Combined with mobility, it also leads to fast fading

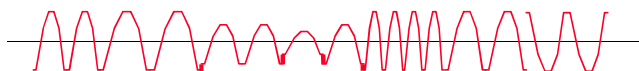


Peter A. Steenkiste, CMU

18

(Not so) Cartoon View 3 - Electro-magnetic Signal

- Signal that propagates and changes over time with a certain frequency and has an amplitude and phase
 - » Think: sine wave
- Relevance to networking?
 - » The sender can change the properties of the EM signal over time to convey information
 - » Receivers can observe these changes and extract the information

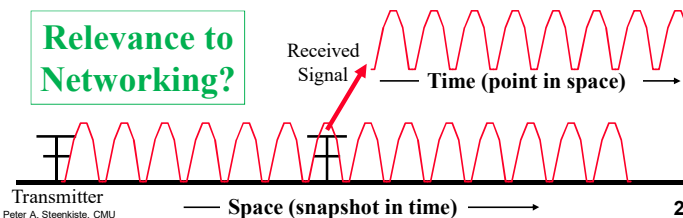


Peter A. Steenkiste, CMU

19

Time and Point View of Signal

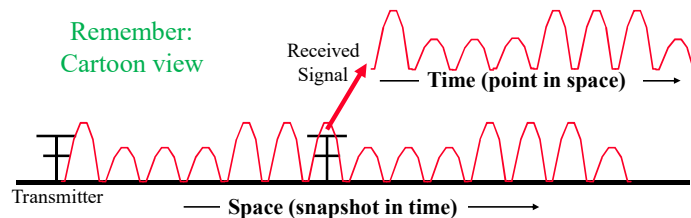
- Can look at a point in space: signal will change in time according to a sine function
 - » But transmitter can change phase, amplitude, frequency
- Can take a snapshot in time: signal will “look” like a sine function in space
 - » Signal at different points are (rough) copies of each other
- Receiver can observe transmitter’s changes



Transmitter
Peter A. Steenkiste, CMU

20

Communication



- Sender changes signal in agree upon way and receiver interprets the changes
 - » “Modulation” and “demodulation”
- Problem: the signal gets distorted on “channel”
 - » Makes it harder for receiver to interpret changes

Peter A. Steenkiste, CMU

21

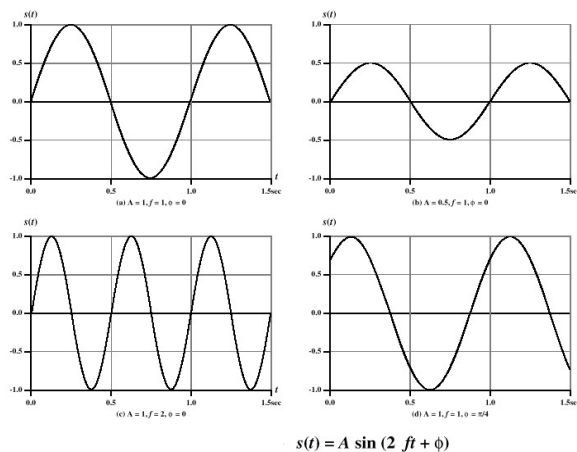
Sine Wave Parameters

- General sine wave
 - » $s(t) = A \sin(2\pi ft + \phi)$
- Example on next slide shows the effect of varying each of the three parameters
 - a) $A = 1, f = 1 \text{ Hz}, \phi = 0$; thus $T = 1\text{s}$
 - b) Reduced peak amplitude; $A=0.5$
 - c) Increased frequency; $f = 2$, thus $T = \frac{1}{2}$
 - d) Phase shift; $\phi = \pi/4$ radians (45 degrees)
- note: 2π radians = $360^\circ = 1$ period

Peter A. Steenkiste, CMU

22

Space and Time View Revisited



Peter A.

23

Key Idea of Wireless Communication

- The sender sends an EM signal and changes its properties over time
 - » Changes reflect a digital signal, e.g., binary or multi-valued signal
 - » Can change amplitude, phase, frequency, or a combination
 - Receiver learns the digital signal by observing how the received signal changes
 - » Note that signal is no longer a simple sine wave or even a periodic signal
- “The wireless telegraph is not difficult to understand.
The ordinary telegraph is like a very long cat.
You pull the tail in New York, and it meows in Los Angeles.
The wireless is exactly the same, only without the cat.”

Peter A. Steenkiste, CMU

24

Outline

- RF introduction
 - » A cartoon view
 - » Communication
 - » Time versus frequency view
- Modulation and multiplexing
- Channel capacity
- Antennas and signal propagation
- Modulation
- Diversity and coding
- OFDM

Peter A. Steenkiste, CMU

25

Challenge

- Cats, really? This is very informal!
 - » Sender “changes signal” and receiver “observes changes”
- Wireless network designers need more precise information about the performance of wireless “links”
 - » Can the receiver always decode the signal?
 - » How many Kbit, Mbit, Gbit per second?
 - » Does the physical environment, distance, mobility, weather, season, the color of my shirt, etc. matter?
- We need a more formal way of reasoning about wireless communication:
Represent the signal in the frequency domain!

Peter A. Steenkiste, CMU

26

Time Domain View: Periodic versus Aperiodic Signals

- Periodic signal - analog or digital signal pattern that repeats over time
 - » $s(t+T) = s(t)$
 - where T is the period of the signal
 - » Allows us to take a frequency view – important to understand wireless challenges and solutions
- Aperiodic signal - analog or digital signal pattern that doesn't repeat over time
 - » Hard to analyze
- Can “make” an aperiodic signal periodic by taking a time slice T and repeating it
 - » Often what we do implicitly

Peter A. Steenkiste, CMU

27

Key Parameters of (Periodic) Signal

- Peak amplitude (A) - maximum value or strength of the signal over time; typically measured in volts
- Frequency (f)
 - » Rate, in cycles per second, or Hertz (Hz) at which the signal repeats
- Period (T) - amount of time it takes for one repetition of the signal
 - » $T = 1/f$
- Phase (ϕ) - measure of the relative position in time within a single period of a signal
- Wavelength (λ) - distance occupied by a single cycle of the signal
 - » Or, the distance between two points of corresponding phase of two consecutive cycles

Peter A. Steenkiste, CMU

28

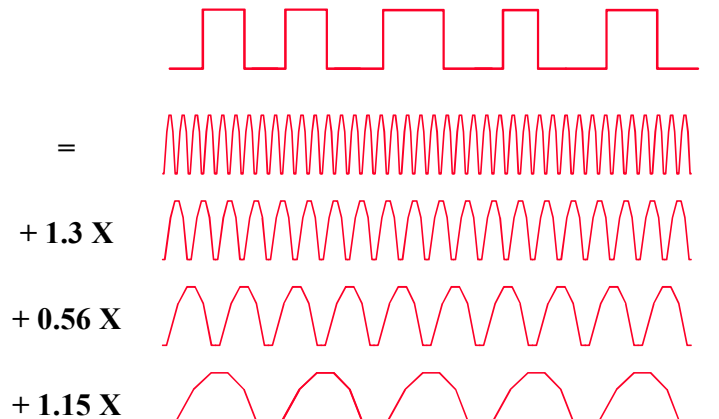
Key Property of Periodic EM Signals

- Any electromagnetic signal can be shown to consist of a collection of periodic analog signals (sine waves) at different amplitudes, frequencies, and phases
- The period of the total signal is equal to the period of the fundamental frequency
 - » All other frequencies are an integer multiple of the fundamental frequency
- There is a strong relationship between the “shape” of the signal in the time and frequency domain
 - » Discussed in more detail later

Peter A. Steenkiste, CMU

29

Signal = Sum of Sine Waves

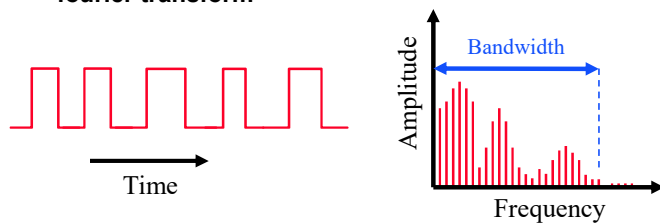


Peter A. Steenkiste, CMU

30

The Frequency Domain

- A (periodic) signal can be viewed as a sum of sine waves of different strengths.
 - Corresponds to energy at a certain frequency
- Every signal has an equivalent representation in the frequency domain.
 - What frequencies are present and what is their strength (energy)
- We can translate between the two formats using a fourier transform



Peter A. Steenkiste, CMU

31