



10-423/10-623 Generative AI

Machine Learning Department
School of Computer Science
Carnegie Mellon University

Scaling Laws

Pat Virtue & Matt Gormley

Lecture 15

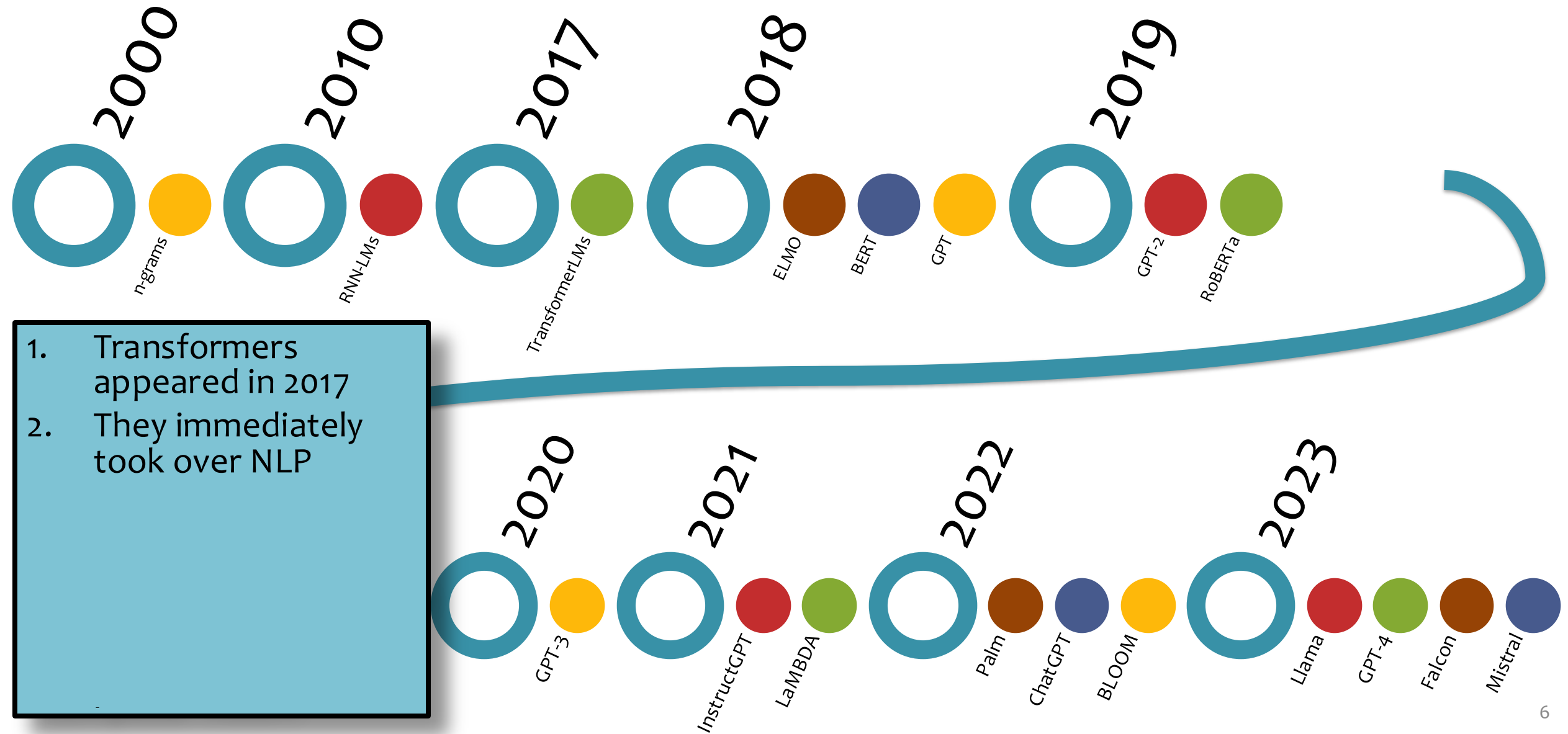
Mar. 12, 2025

Reminders

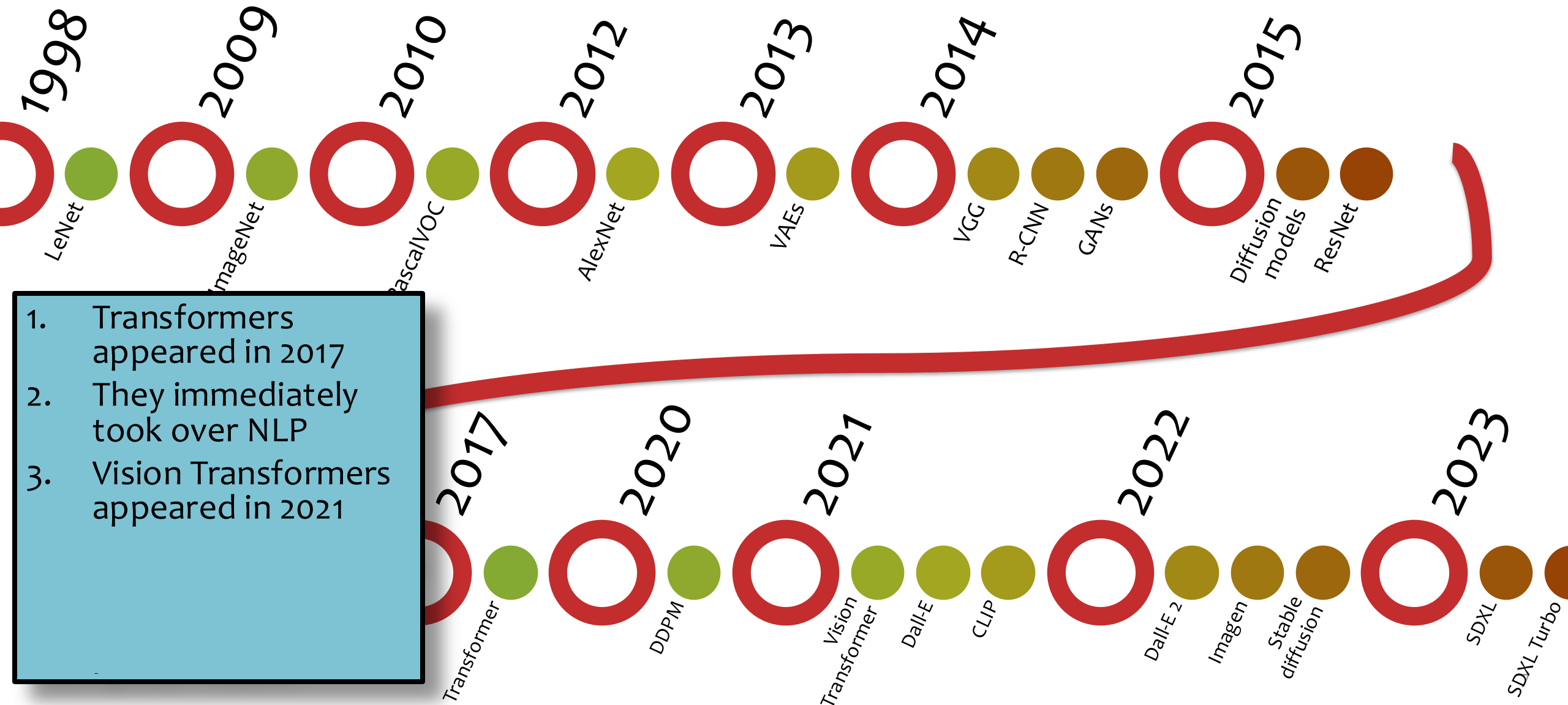
- **Homework 3: Applying and Adapting LLMs**
 - Due: Thu, Mar 13 at 11:59pm
- **Quiz 4**
 - In-class: Mon, Mar 17
 - Lectures 12 - 15
- **Homework 4: Visual Language Models**
 - Out: Thu, Mar 13
 - Due: Mon, Mar 24 at 11:59pm

SCALING LAWS

Timeline: Language Modeling



Timeline: Image Generation



How large are LLMs?

Comparison of some recent **large language models** (LLMs)

Model	Creators	Year of release	Training Data (# tokens)	Model Size (# parameters)
GPT-2	OpenAI	2019	~10 billion (40Gb)	1.5 billion
GPT-3 (cf. ChatGPT)	OpenAI	2020	300 billion	175 billion
PaLM	Google	2022	780 billion	540 billion
Chinchilla	DeepMind	2022	1.4 trillion	70 billion
LaMDA (cf. Bard)	Google	2022	1.56 trillion	137 billion
LLaMA	Meta	2023	1.4 trillion	65 billion
LLaMA-2	Meta	2023	2 trillion	70 billion
GPT-4	OpenAI	2023	?	? (1.76 trillion)
Gemini (Ultra)	Google	2023	?	? (1.5 trillion)
LLaMA-3	Meta	2024	15 trillion	405 billion

Question guiding this section:
How did Meta choose this combination of training tokens / model parameters?

How much did it cost to train LLaMa?

Llama-1

When training a 65B-parameter model, our code processes around 380 tokens/sec/GPU on 2048 A100 GPU with 80GB of RAM. This means that training over our dataset containing 1.4T tokens takes approximately 21 days.

Llama-2

		Time (GPU hours)	Power Consumption (W)	Carbon Emitted (tCO ₂ eq)
LLAMA 2	7B	184320	400	31.22
	13B	368640	400	62.44
	34B	1038336	350	153.90
	70B	1720320	400	291.42
Total		3311616		539.00

GPU Costs

- modern GPUs cost around \$15k
- the cost of a cloud GPU per hour ranges \$1-\$4
- 700W = 0.7 kWh → \$0.084 per hour

How much did it cost to train LLaMa?

Llama-3

Compute. Llama 3 405B is trained on up to 16K H100 GPUs, each running at 700W TDP with 80GB HBM3, using Meta's Grand Teton AI server platform ([Matt Bowman, 2022](#)). Each server is equipped with eight GPUs and two CPUs. Within a server, the eight GPUs are connected via NVLink. Training jobs are scheduled

	Time (GPU hours)	Power Consumption (W)	Carbon Emitted(tCO2eq)
Llama 3 8B	1.3M	700	390
Llama 3 70B	6.4M	700	1900

GPU Costs

- modern GPUs cost around \$15k
- the cost of a cloud GPU per hour ranges \$1-\$4
- 700W = 0.7 kWh → \$0.084 per hour

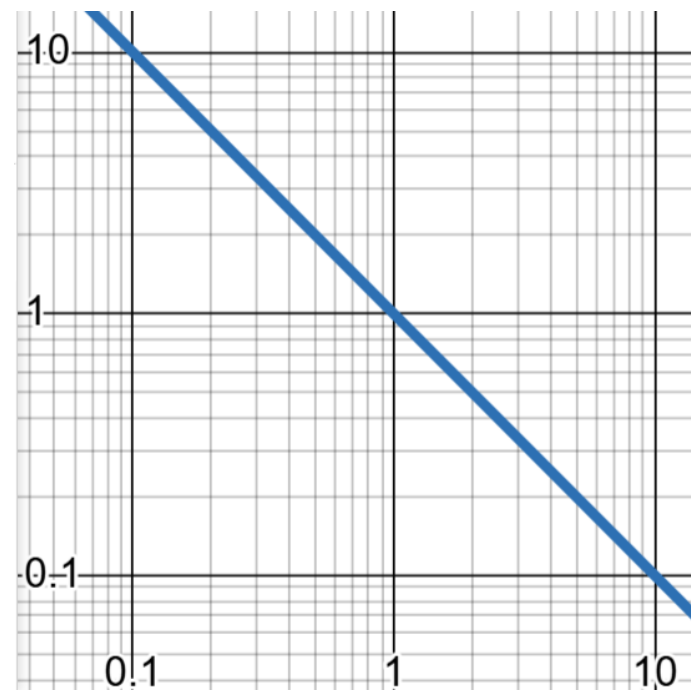
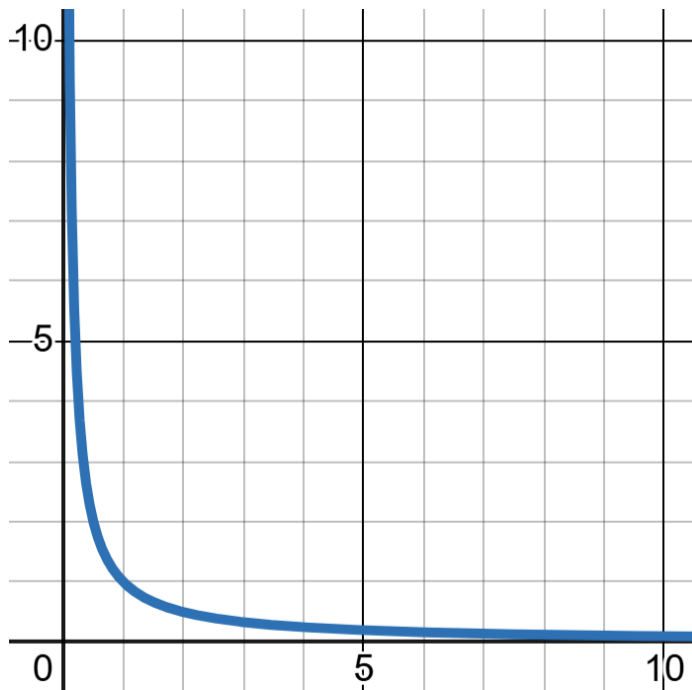
Question: How much did Llama-3 70B cost to train?

Answer:

Power Law

- Most scaling laws for LLMs assume we are fitting a power law function
- *Definition:* a **power law function** has the form

$$f(x) = cx^{-k}$$



Power Law

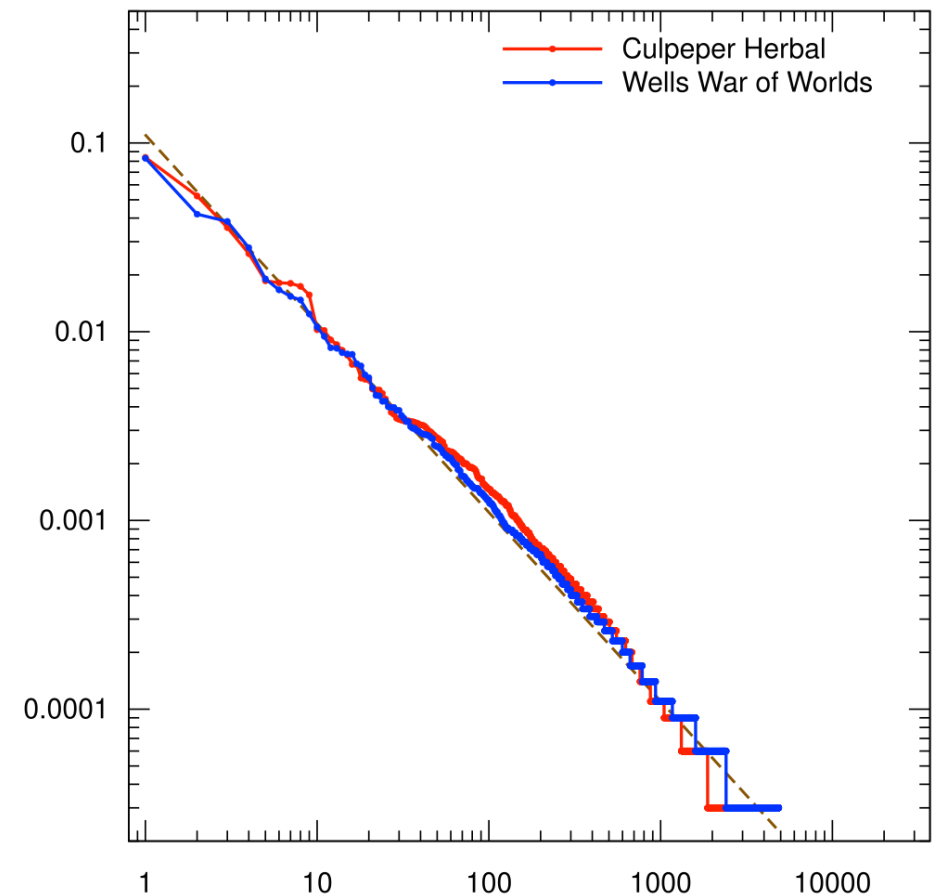


- *Example:*

- Zipf's law states the the **n-th most common word** in a corpus **appears twice as frequently** as the (n+1)-st most common word

- The Zipf-Mandelbrot law:

$$\text{frequency} \propto \frac{1}{(\text{rank} + b)^a}$$

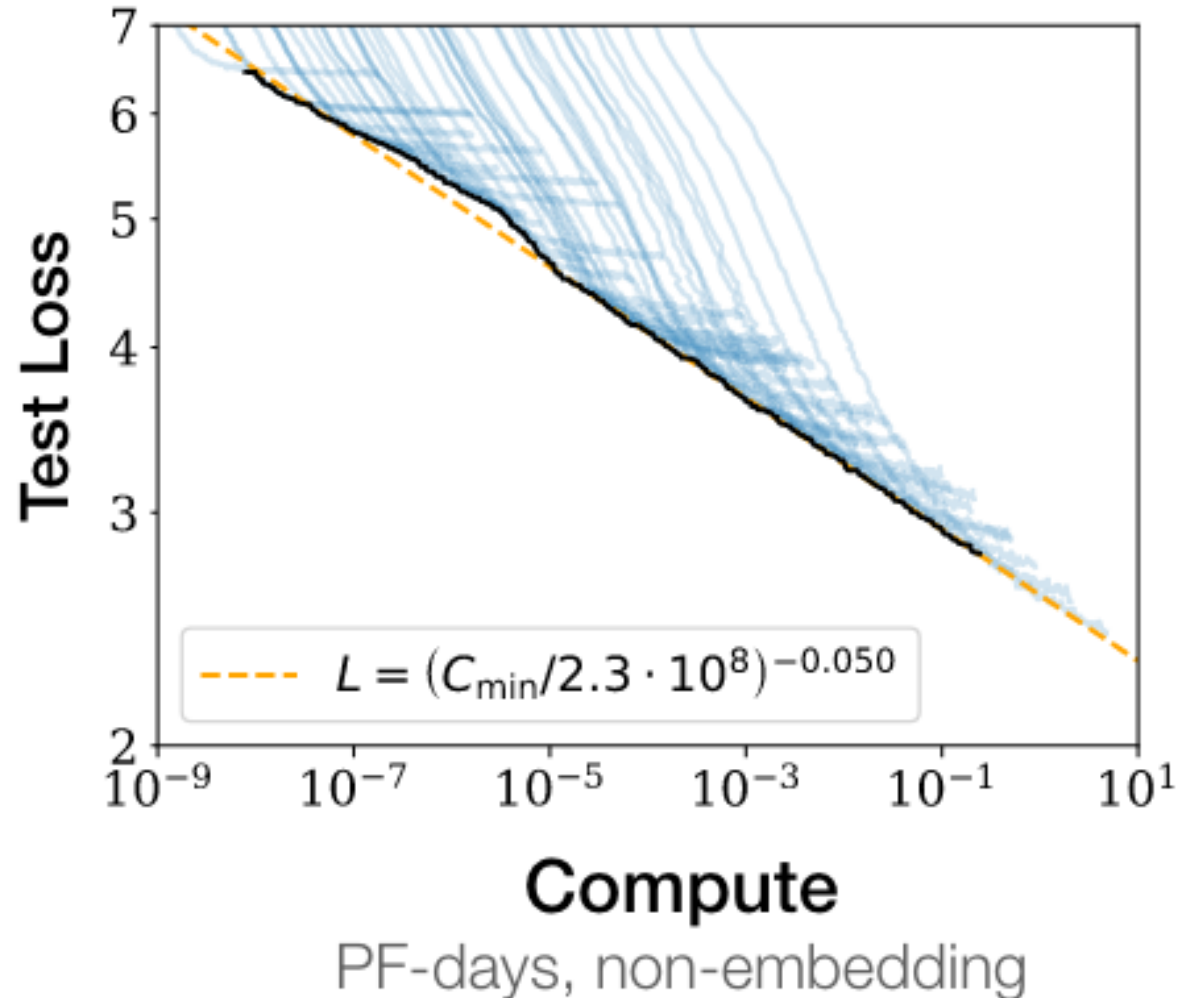
where a, b are fitted parameters, with $a \approx 1$, and $b \approx 2.7$.^[1]



Scaling Laws: Kaplan et al. (2020)

Experimental Design

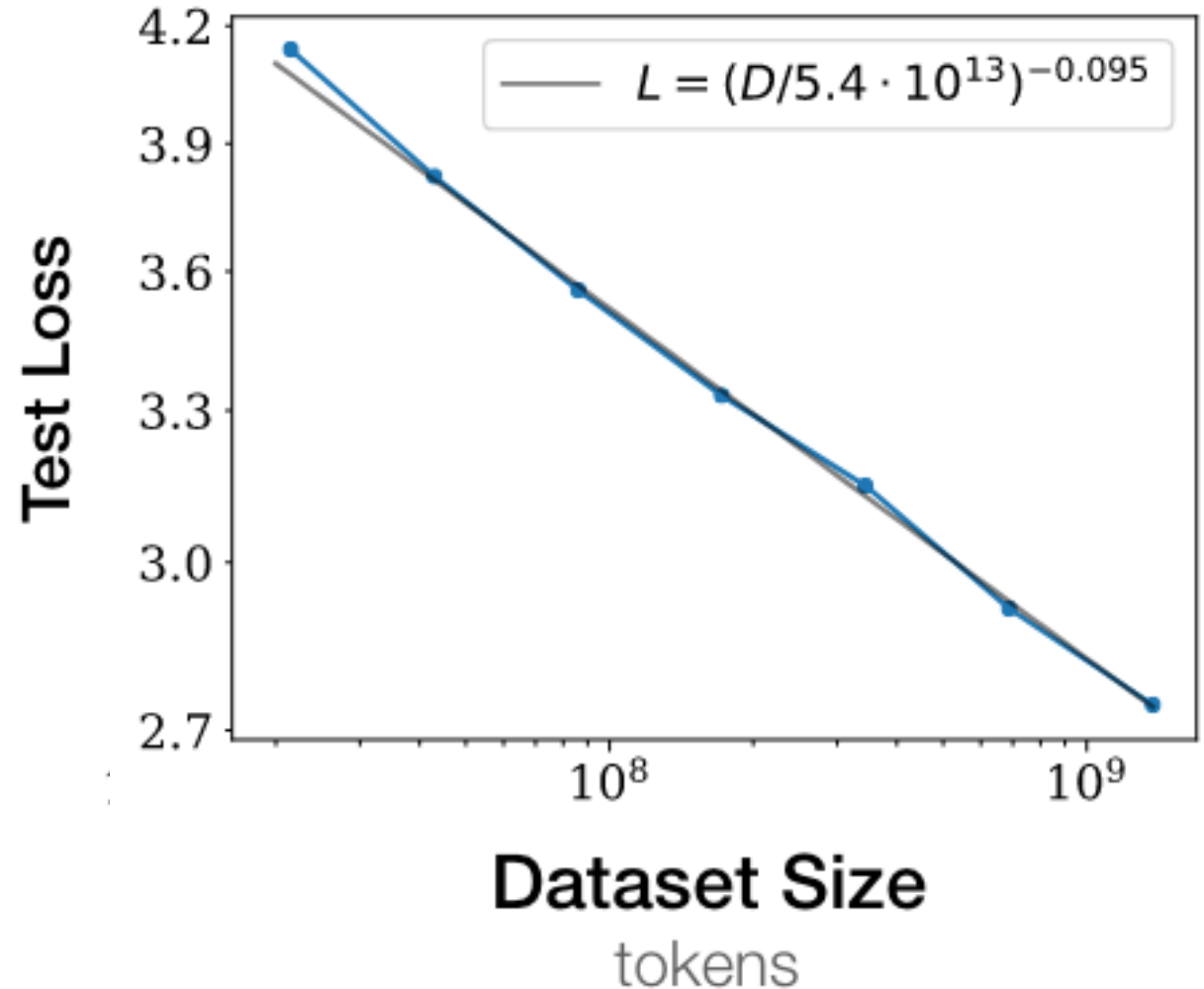
- Varied a number LLM hyperparams
 - N: # parameters (768 – 1.5B)
 - D: # tokens (22M – 23B)
 - C: # FLOPS
 - model (depth, width, # heads, d_{model})
 - context length (1024 or less)
 - batch size (2^{19} or less)
- Evaluated test loss of each model



Scaling Laws: Kaplan et al. (2020)

Experimental Design

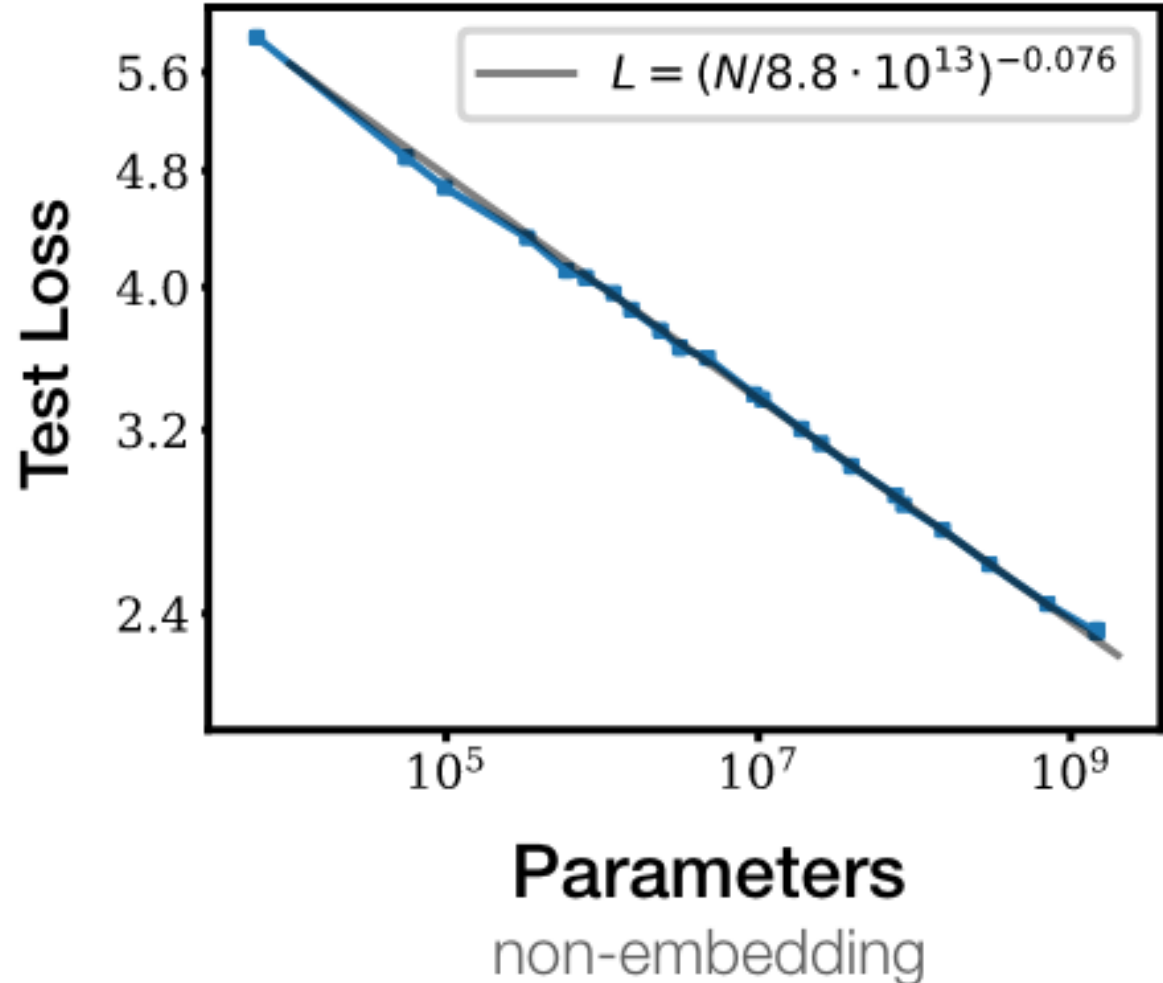
- Varied a number LLM hyperparams
 - N: # parameters (768 – 1.5B)
 - D: # tokens (22M – 23B)
 - C: # FLOPS
 - model (depth, width, # heads, d_{model})
 - context length (1024 or less)
 - batch size (2^{19} or less)
- Evaluated test loss of each model



Scaling Laws: Kaplan et al. (2020)

Experimental Design

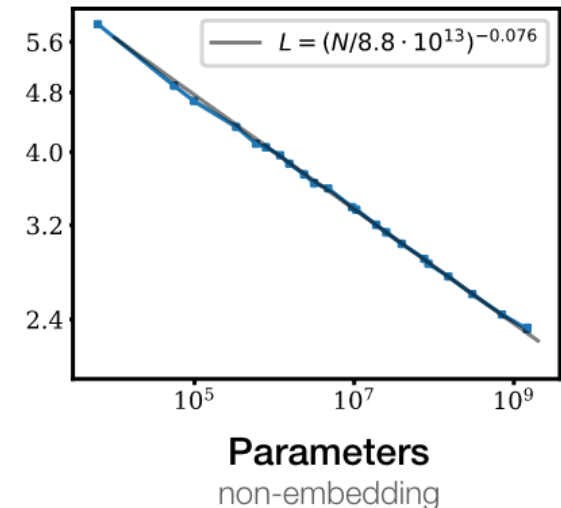
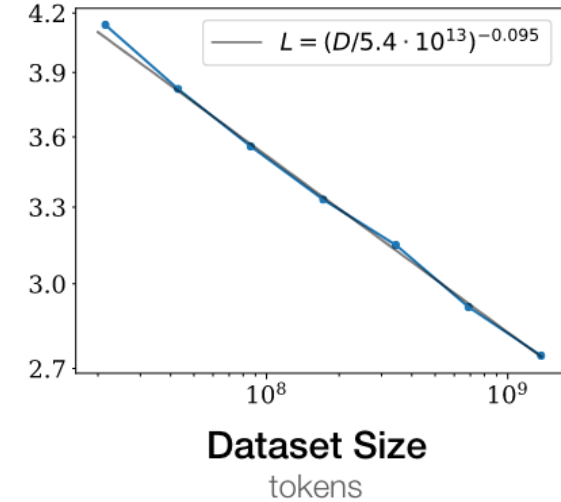
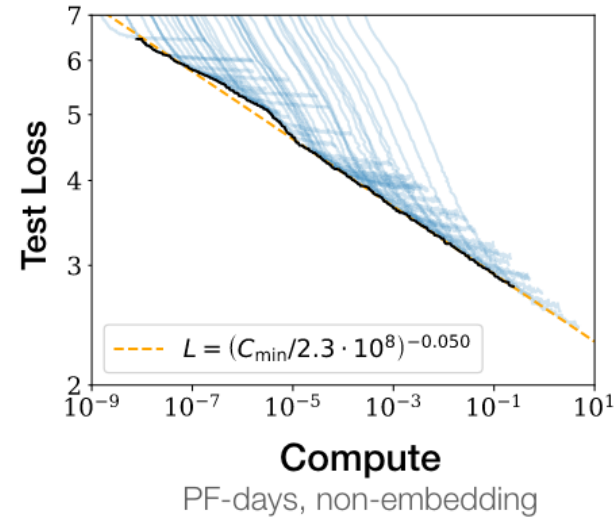
- Varied a number LLM hyperparams
 - N: # parameters (768 – 1.5B)
 - D: # tokens (22M – 23B)
 - C: # FLOPS
 - model (depth, width, # heads, d_{model})
 - context length (1024 or less)
 - batch size (2^{19} or less)
- Evaluated test loss of each model



Scaling Laws: Kaplan et al. (2020)

Key takeaways:

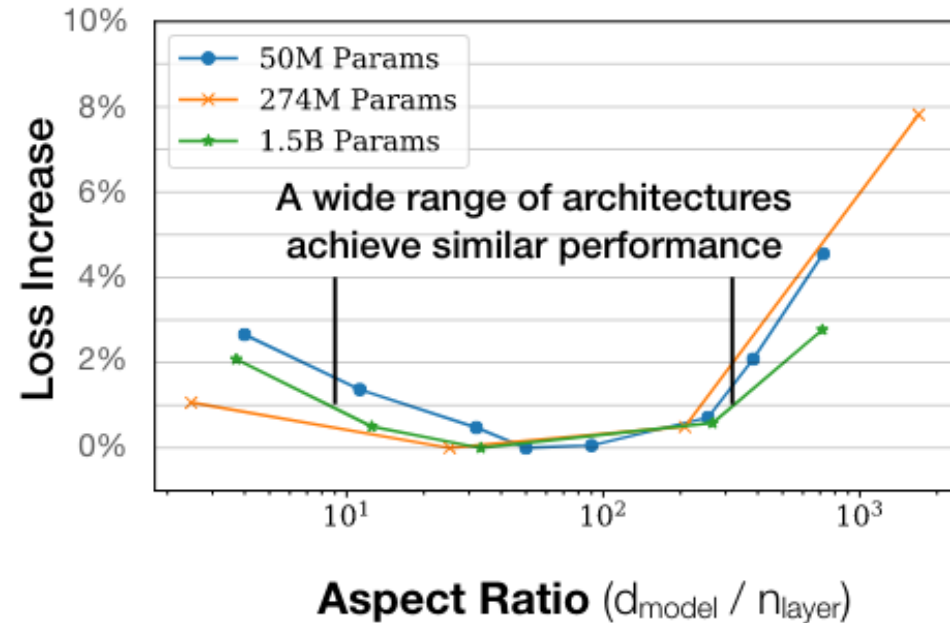
1. **three quantities dominate:**
N = # parameters, D = # tokens, C = # FLOPS
2. model shape doesn't matter very much
3. performance improves as long as we increase both N and D
4. training loss curves follow predictable power laws
5. larger models are more sample efficient
6. convergence is not critical for good performance
7. best batch size follows a power law (and is huge: 1-2M tokens)



Scaling Laws: Kaplan et al. (2020)

Key takeaways:

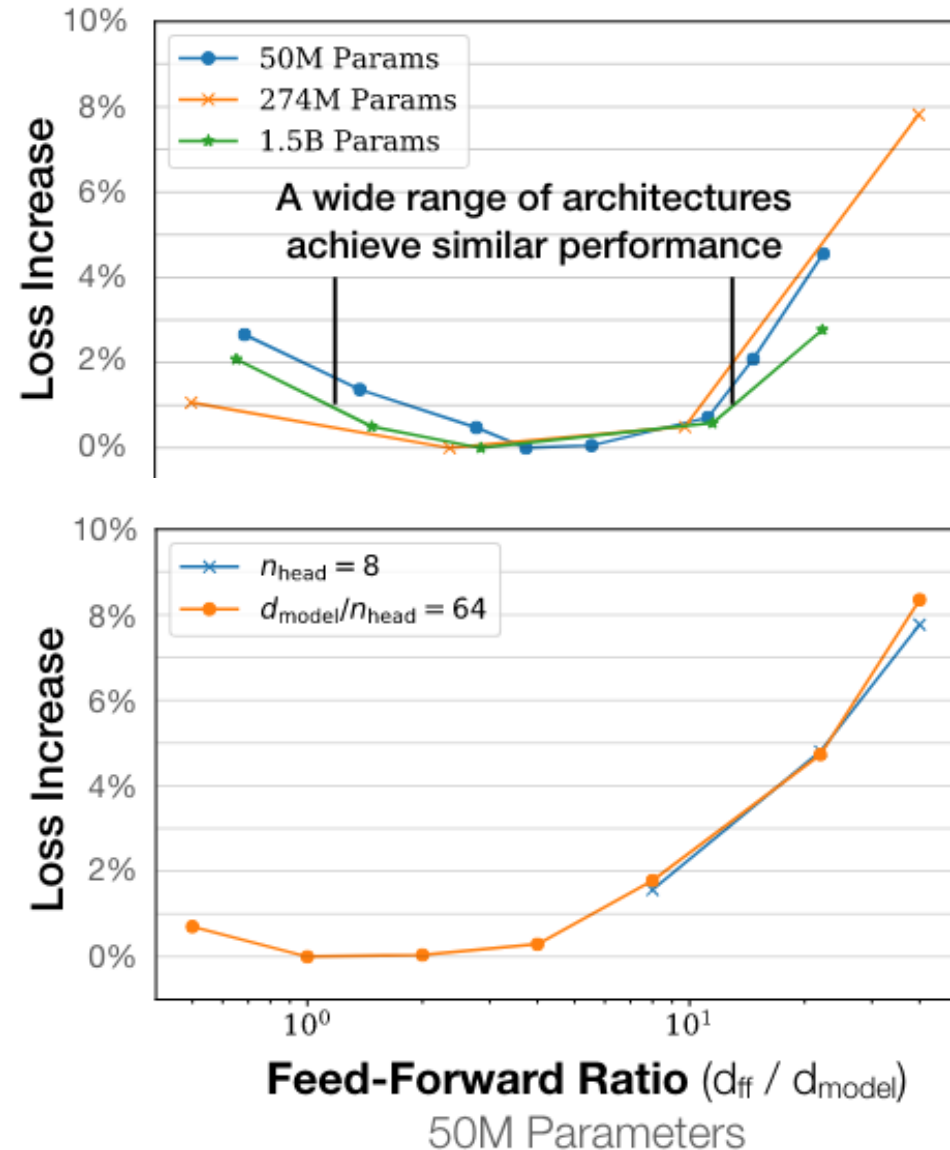
1. three quantities dominate:
 $N = \#$ parameters, $D = \#$ tokens, $C = \#$ FLOPS
2. **model shape doesn't matter very much**
3. performance improves as long as we increase both N and D
4. training loss curves follow predictable power laws
5. larger models are more sample efficient
6. convergence is not critical for good performance
7. best batch size follows a power law (and is huge: 1-2M tokens)



Scaling Laws: Kaplan et al. (2020)

Key takeaways:

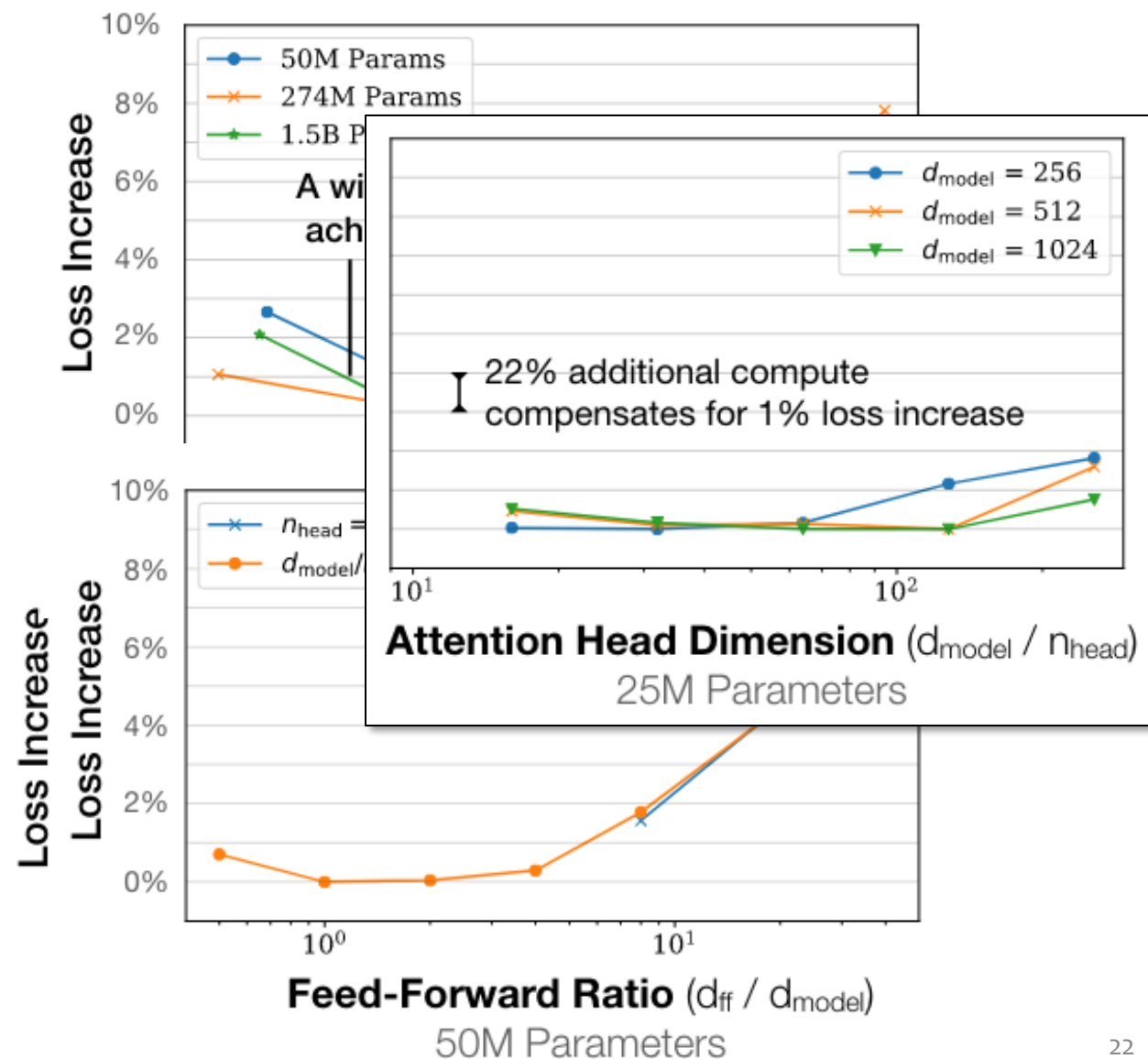
1. three quantities dominate:
 $N = \#$ parameters, $D = \#$ tokens, $C = \#$ FLOPS
2. **model shape doesn't matter very much**
3. performance improves as long as we increase both N and D
4. training loss curves follow predictable power laws
5. larger models are more sample efficient
6. convergence is not critical for good performance
7. best batch size follows a power law (and is huge: 1-2M tokens)



Scaling Laws: Kaplan et al. (2020)

Key takeaways:

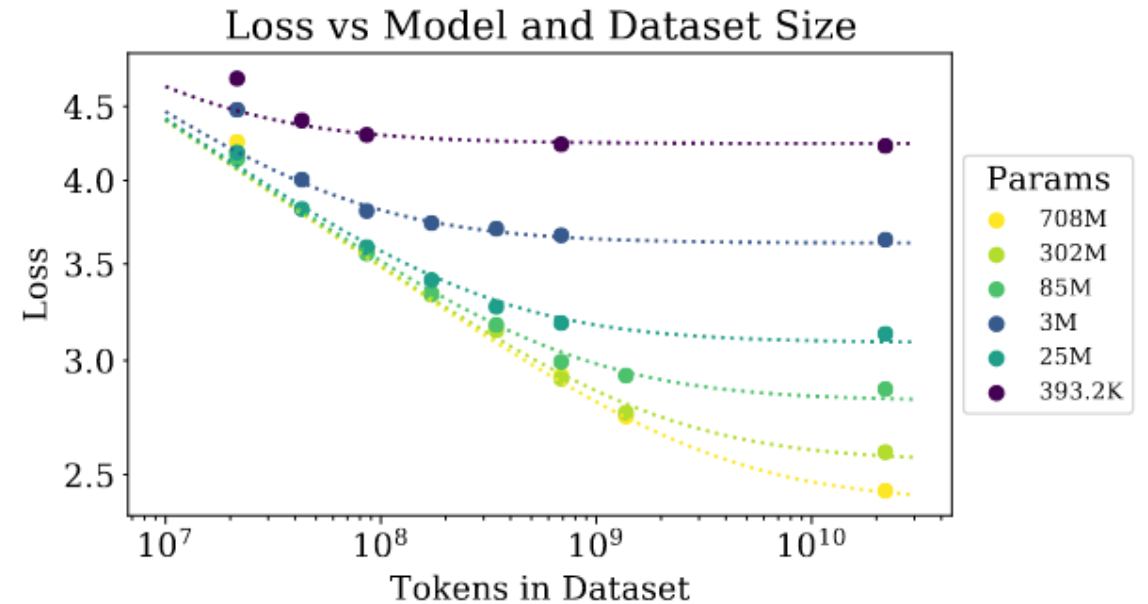
1. three quantities dominate:
 $N = \#$ parameters, $D = \#$ tokens, $C = \#$ FLOPS
2. **model shape doesn't matter very much**
3. performance improves as long as we increase both N and D
4. training loss curves follow predictable power laws
5. larger models are more sample efficient
6. convergence is not critical for good performance
7. best batch size follows a power law (and is huge: 1-2M tokens)



Scaling Laws: Kaplan et al. (2020)

Key takeaways:

1. three quantities dominate:
 $N = \#$ parameters, $D = \#$ tokens, $C = \#$ FLOPS
2. model shape doesn't matter very much
3. performance improves as long as we increase both N and D
4. **training loss / test loss curves follow predictable power laws**
5. larger models are more sample efficient
6. convergence is not critical for good performance
7. best batch size follows a power law (and is huge: 1-2M tokens)

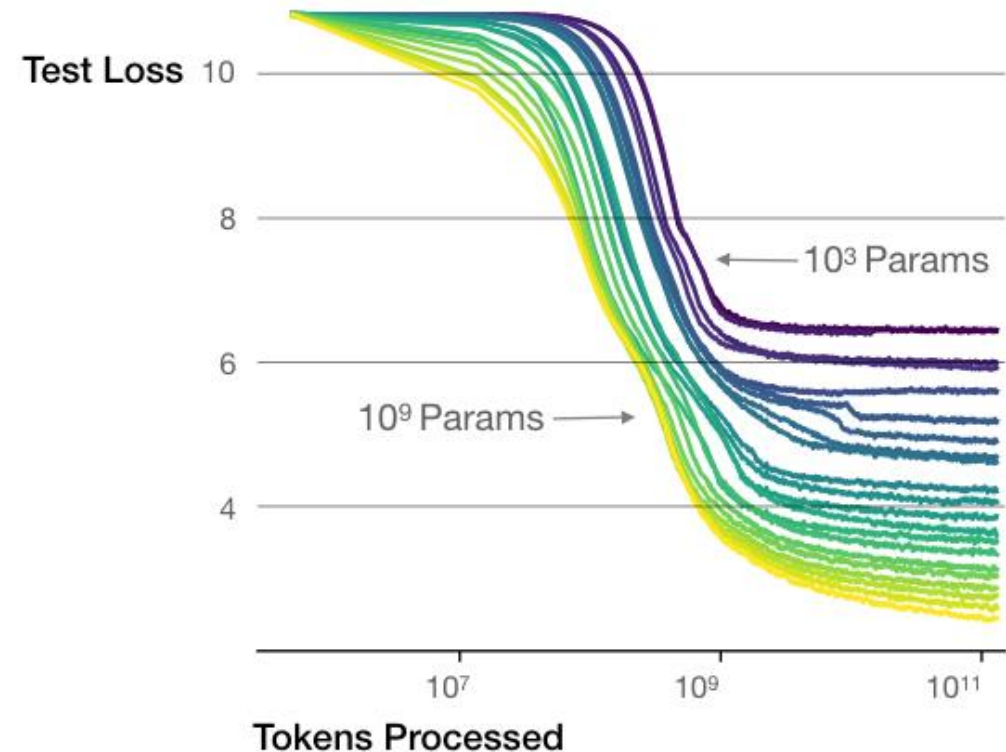


Scaling Laws: Kaplan et al. (2020)

Key takeaways:

1. three quantities dominate:
 $N = \#$ parameters, $D = \#$ tokens, $C = \#$ FLOPS
2. model shape doesn't matter very much
3. performance improves as long as we increase both N and D
4. training loss / test loss curves follow predictable power laws
5. **larger models are more sample efficient**
6. convergence is not critical for good performance
7. best batch size follows a power law (and is huge: 1-2M tokens)

Larger models require **fewer samples** to reach the same performance

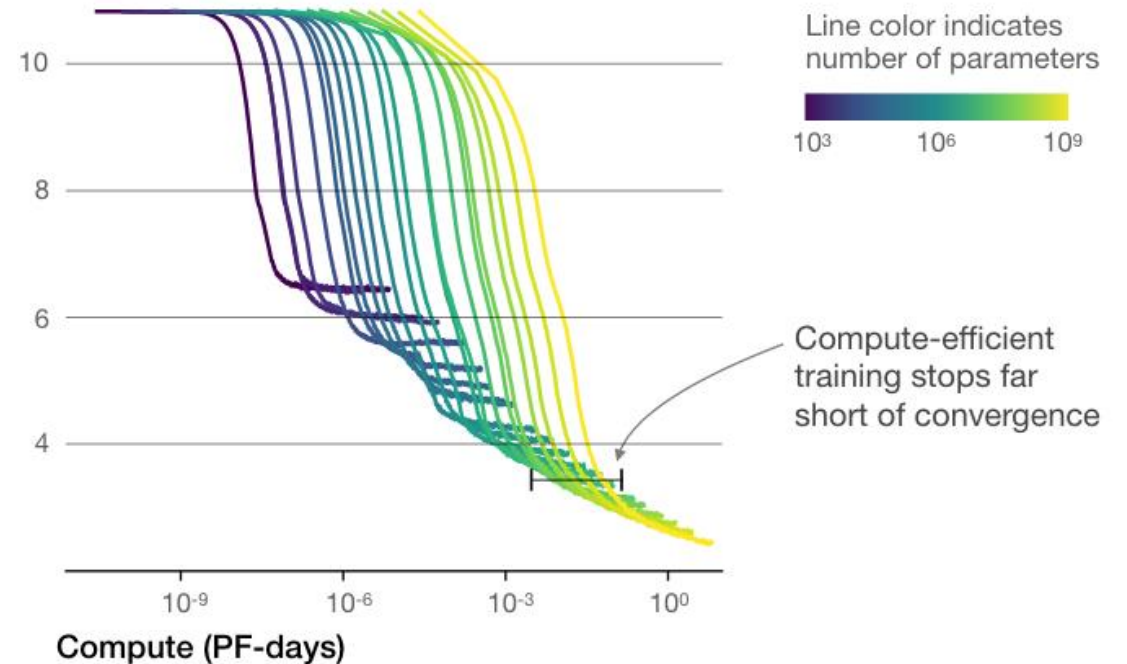


Scaling Laws: Kaplan et al. (2020)

Key takeaways:

1. three quantities dominate:
 $N = \#$ parameters, $D = \#$ tokens, $C = \#$ FLOPS
2. model shape doesn't matter very much
3. performance improves as long as we increase both N and D
4. training loss / test loss curves follow predictable power laws
5. larger models are more sample efficient
6. **convergence is not critical for good performance**
7. best batch size follows a power law (and is huge: 1-2M tokens)

The optimal model size grows smoothly with the loss target and compute budget



Scaling Laws: Kaplan et al. (2020)

Key takeaways:

1. three quantities dominate scaling: N = # parameters, D = FLOPS
2. model shape doesn't matter much
3. performance improves as we increase both N and D
4. training loss / test loss follows a predictable power law
5. larger models are more efficient
6. convergence is not critical for performance
7. **best batch size follows a power law (and is huge: 1-2M tokens)**

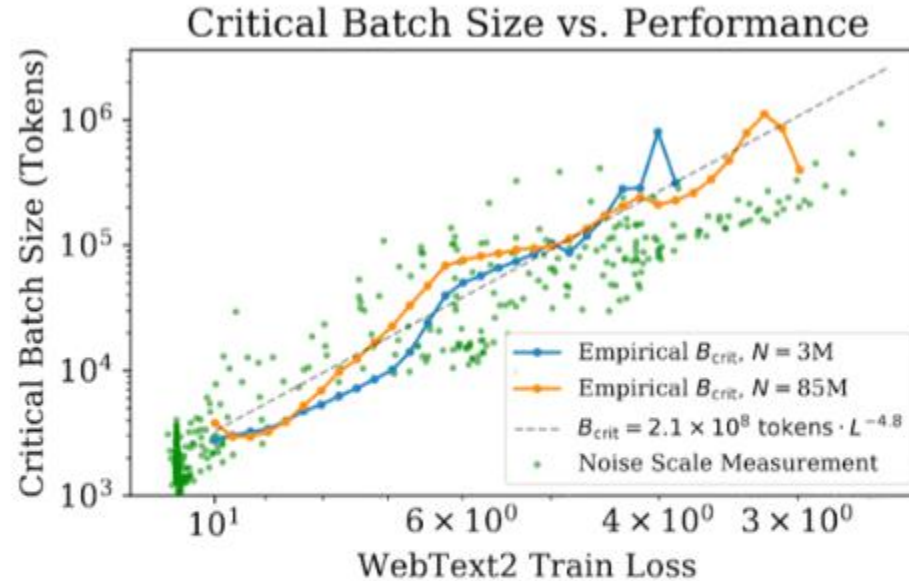


Figure 10 The critical batch size B_{crit} follows a power law in the loss as performance increase, and does not depend directly on the model size. We find that the critical batch size approximately doubles for every 13% decrease in loss. B_{crit} is measured empirically from the data shown in Figure 18, but it is also roughly predicted by the gradient noise scale, as in [MKAT18].

Scaling Laws: Kaplan et al. (2020)

Key takeaways:

1. three quantities dominate:
N = # parameters, D = # tokens, C = # FLOPS
2. model shape doesn't matter very much
3. **performance improves as long as we increase both N and D**
4. training loss curves follow predictable power laws
5. larger models are more sample efficient
6. convergence is not critical for good performance
7. best batch size follows a power law (and is huge: 1-2M tokens)

“every time we increase the model size 8x, we only need to increase the data by roughly 5x to avoid a penalty.”

$$L(N, D) = \left[\left(\frac{N_c}{N} \right)^{\frac{\alpha_N}{\alpha_D}} + \frac{D_c}{D} \right]^{\alpha_D}$$

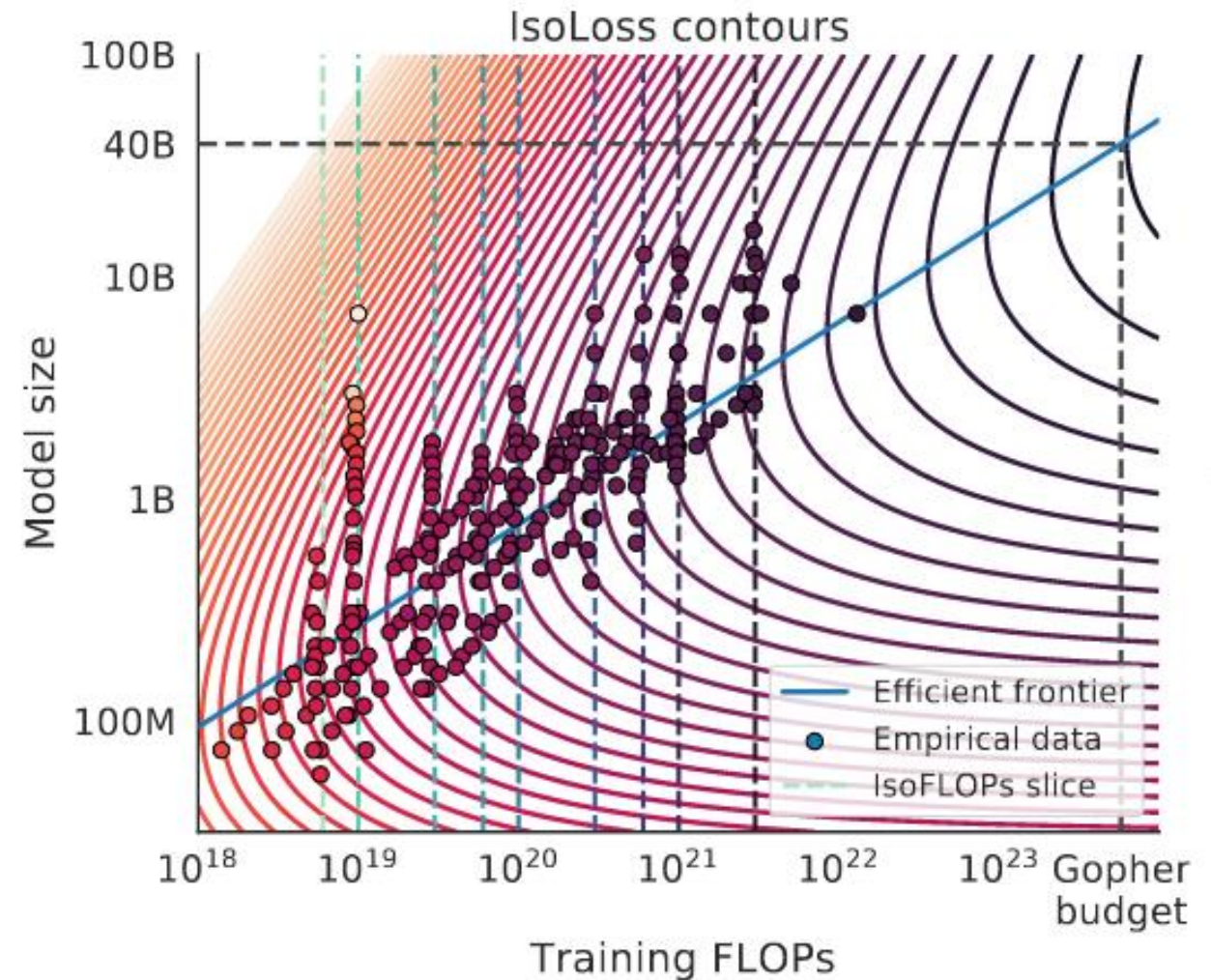
Parameter	α_N	α_D	N_c	D_c
Value	0.076	0.103	6.4×10^{13}	1.8×10^{13}

Table 2 Fits to $L(N, D)$

But Hoffman et al. (2022) tell a very different story!

Improved Scaling Laws: Hoffman et al. (2022)

- Data:
 - Fixed: $C = \# \text{ FLOPS}$
 - Experiments varied:
 - $D = \# \text{ tokens}$
 - $N = \# \text{ parameters}$
 - Measured: $L(N, D)$
- Learned a model to predict $L(N, D)$ for any N and D
- Used this model to predict optimal model size



Improved Scaling Laws: Hoffman et al. (2022)

- The big shift for Chinchilla was a dramatic increase in the number of tokens
- Kaplan et al. (2020) said 8x increase in # parameters should have a 5x increase in # tokens
- But Chinchilla found you should increase both proportionally (2x # parameters + 2x # tokens)

Model	Size (# Parameters)	Training Tokens
LaMDA (Thoppilan et al., 2022)	137 Billion	168 Billion
GPT-3 (Brown et al., 2020)	175 Billion	300 Billion
Jurassic (Lieber et al., 2021)	178 Billion	300 Billion
<i>Gopher</i> (Rae et al., 2021)	280 Billion	300 Billion
MT-NLG 530B (Smith et al., 2022)	530 Billion	270 Billion
<i>Chinchilla</i>	70 Billion	1.4 Trillion

Improved Scaling Laws: Hoffman et al. (2022)

The key finding is that everyone had been using way **too little data**

Increasing the amount of data and **decreasing** the model size, → Same computational budget but get much better performance!

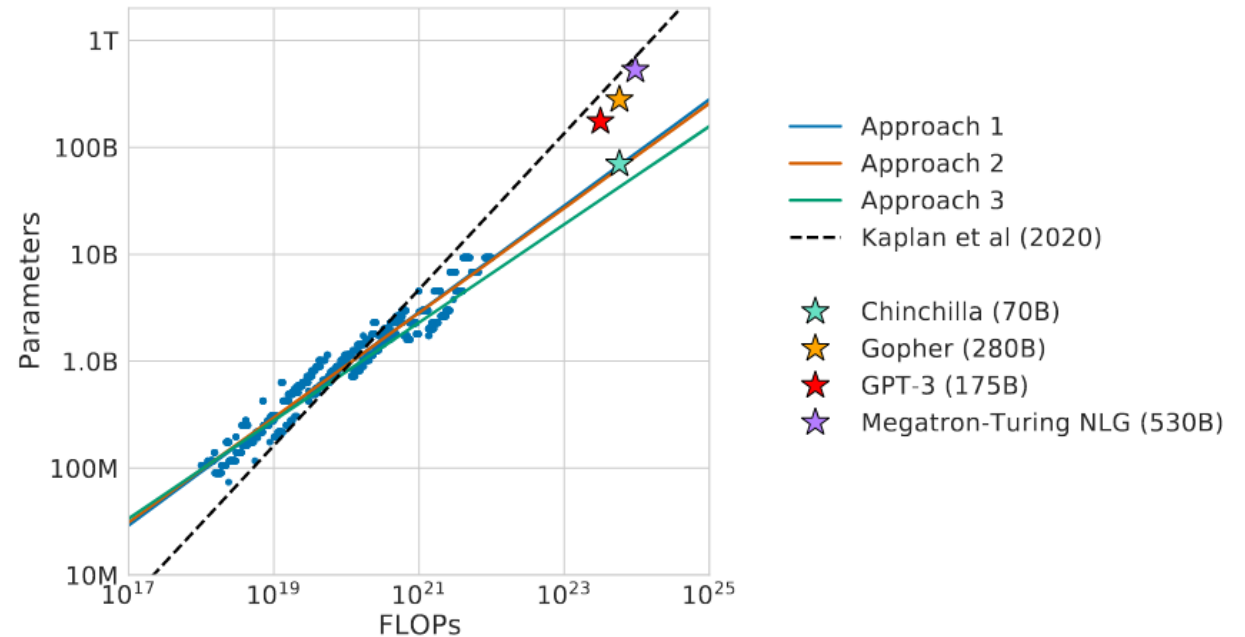


Figure 1 | **Overlaid predictions.** We overlay the predictions from our three different approaches, along with projections from [Kaplan et al. \(2020\)](#). We find that all three methods predict that current large models should be substantially smaller and therefore trained much longer than is currently done. In [Figure A3](#), we show the results with the predicted optimal tokens plotted against the optimal number of parameters for fixed FLOP budgets. **Chinchilla outperforms Gopher and the other large models** (see [Section 4.2](#)).

Improved Scaling Laws: Hoffman et al. (2022)

The key finding is that everyone had been using way **too little data**

Increasing the amount of data and **decreasing** the model size, → Same computational budget but get much better performance!

	<i>Chinchilla</i>	<i>Gopher</i>	GPT-3	MT-NLG 530B	Supervised SOTA
HellaSWAG	80.8%	79.2%	78.9%	80.2%	93.9%
PIQA	81.8%	81.8%	81.0%	82.0%	90.1%
Winogrande	74.9%	70.1%	70.2%	73.0%	91.3%
SIQA	51.3%	50.6%	-	-	83.2%
BoolQ	83.7%	79.3%	60.5%	78.2%	91.4%

Table 8 | **Zero-shot comparison on Common Sense benchmarks.** We show a comparison between *Chinchilla*, *Gopher*, and MT-NLG 530B on various Common Sense benchmarks. We see that *Chinchilla* matches or outperforms *Gopher* and GPT-3 on all tasks. On all but one *Chinchilla* outperforms the much larger MT-NLG 530B model.

	<i>Chinchilla</i>	<i>Gopher</i>	GPT-3	MT-NLG 530B
LAMBADA Zero-Shot	77.4	74.5	76.2	76.6
RACE-m Few-Shot	86.8	75.1	58.1	-
RACE-h Few-Shot	82.3	71.6	46.8	47.9

Table 7 | **Reading comprehension.** On RACE-h and RACE-m (Lai et al., 2017), *Chinchilla* considerably improves performance over *Gopher*. Note that GPT-3 and MT-NLG 530B use a different prompt format than we do on RACE-h/m, so results are not comparable to *Gopher* and *Chinchilla*. On LAMBADA (Paperno et al., 2016), *Chinchilla* outperforms both *Gopher* and MT-NLG 530B.

How large are LLMs?

Comparison of some recent **large language models** (LLMs)

Model	Creators	Year of release	Training Data (# tokens)	Model Size (# parameters)
GPT-2	OpenAI	2019	~10 billion (40Gb)	1.5 billion
GPT-3 (cf. ChatGPT)	OpenAI	2020	300 billion	175 billion
PaLM	Google	2022	780 billion	540 billion
Chinchilla	DeepMind	2022	1.4 trillion	70 billion
LaMDA (cf. Bard)	Google	2022	1.56 trillion	137 billion
LLaMA	Meta	2023	1.4 trillion	65 billion
LLaMA-2	Meta	2023	2 trillion	70 billion
GPT-4	OpenAI	2023	?	? (1.76 trillion)
Gemini (Ultra)	Google	2023	?	? (1.5 trillion)
LLaMA-3	Meta	2024	15 trillion	405 billion

Question guiding this section:
How did Meta choose this combination of training tokens / model parameters?

Improved Scaling Laws: Hoffman et al. (2022)

The key finding is that everyone had been using way **too little data**

Increasing the amount of data and **decreasing** the model size, → Same computational budget but get much better performance!

Parameters	FLOPs	FLOPs (in <i>Gopher</i> unit)	Tokens
400 Million	1.92e+19	1/29,968	8.0 Billion
1 Billion	1.21e+20	1/4,761	20.2 Billion
10 Billion	1.23e+22	1/46	205.1 Billion
67 Billion	5.76e+23	1	1.5 Trillion
175 Billion	3.85e+24	6.7	3.7 Trillion
280 Billion	9.90e+24	17.2	5.9 Trillion
520 Billion	3.43e+25	59.5	11.0 Trillion
1 Trillion	1.27e+26	221.3	21.2 Trillion
10 Trillion	1.30e+28	22515.9	216.2 Trillion

ADJUSTING QUALITY OF DATA

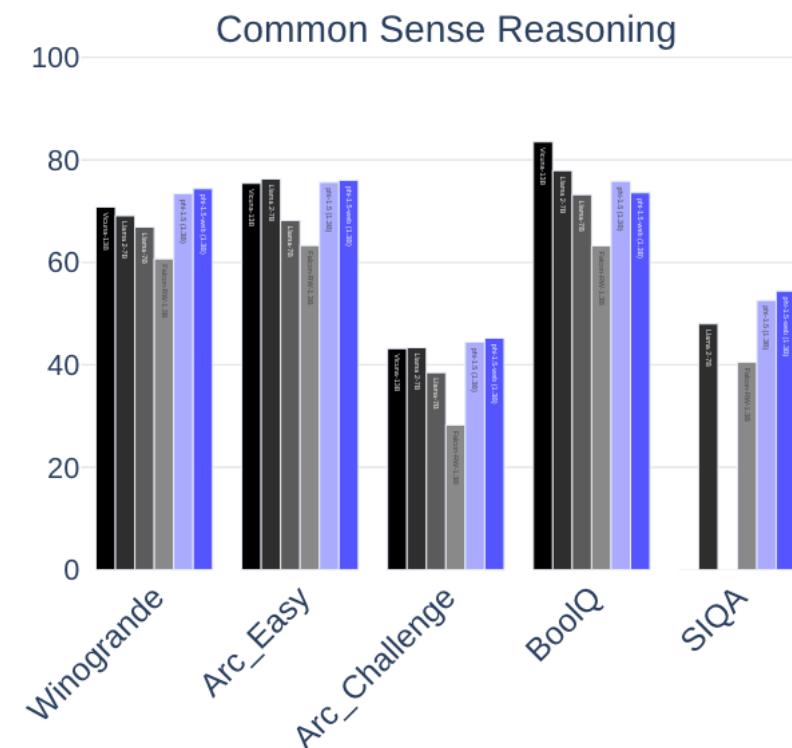
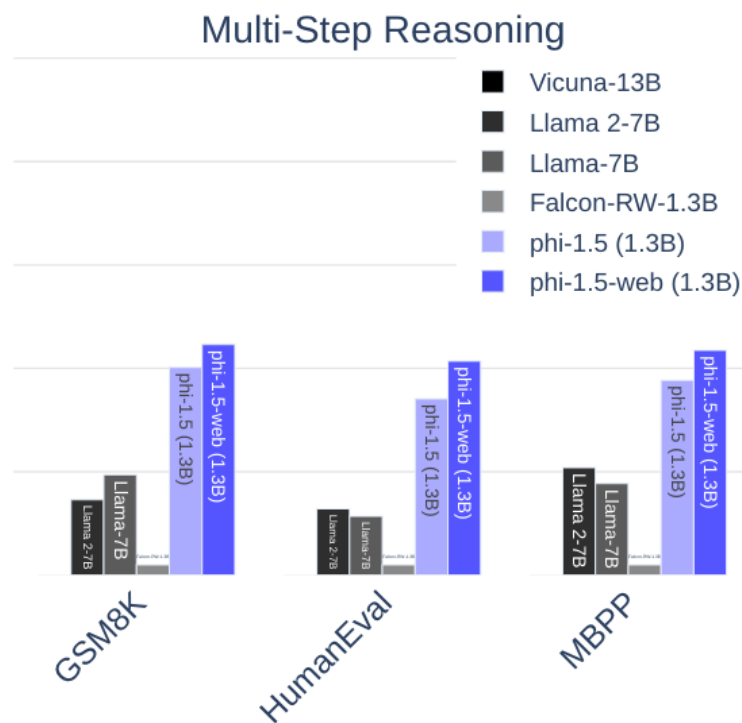
Phi Family of (small) LLMs

- Key idea: Instead of increasing the size of the model / data, **increase the quality of your data**
- Paper Title: “Textbooks Are All You Need”
- Results from Phi-1 show performance commensurate with much larger coding models

Date	Model	Model size (Parameters)	Dataset size (Tokens)	HumanEval (Pass@1)	MBPP (Pass@1)
2021 Jul	Codex-300M [CTJ+21]	300M	100B	13.2%	-
2021 Jul	Codex-12B [CTJ+21]	12B	100B	28.8%	-
2022 Mar	CodeGen-Mono-350M [NPH+23]	350M	577B	12.8%	-
2022 Mar	CodeGen-Mono-16.1B [NPH+23]	16.1B	577B	29.3%	35.3%
2022 Apr	PaLM-Coder [CND+22]	540B	780B	35.9%	47.0%
2022 Sep	CodeGeeX [ZXZ+23]	13B	850B	22.9%	24.4%
2022 Nov	GPT-3.5 [Ope23]	175B	N.A.	47%	-
2022 Dec	SantaCoder [ALK+23]	1.1B	236B	14.0%	35.0%
2023 Mar	GPT-4 [Ope23]	N.A.	N.A.	67%	-
2023 Apr	Replit [Rep23]	2.7B	525B	21.9%	-
2023 Apr	Replit-Finetuned [Rep23]	2.7B	525B	30.5%	-
2023 May	CodeGen2-1B [NHX+23]	1B	N.A.	10.3%	-
2023 May	CodeGen2-7B [NHX+23]	7B	N.A.	19.1%	-
2023 May	StarCoder [LAZ+23]	15.5B	1T	33.6%	52.7%
2023 May	StarCoder-Prompted [LAZ+23]	15.5B	1T	40.8%	49.5%
2023 May	PaLM 2-S [ADF+23]	N.A.	N.A.	37.6%	50.0%
2023 May	CodeT5+ [WLG+23]	2B	52B	24.2%	-
2023 May	CodeT5+ [WLG+23]	16B	52B	30.9%	-
2023 May	InstructCodeT5+ [WLG+23]	16B	52B	35.0%	-
2023 Jun	WizardCoder [LXZ+23]	16B	1T	57.3%	51.8%
2023 Jun	phi-1	1.3B	7B	50.6%	55.5%

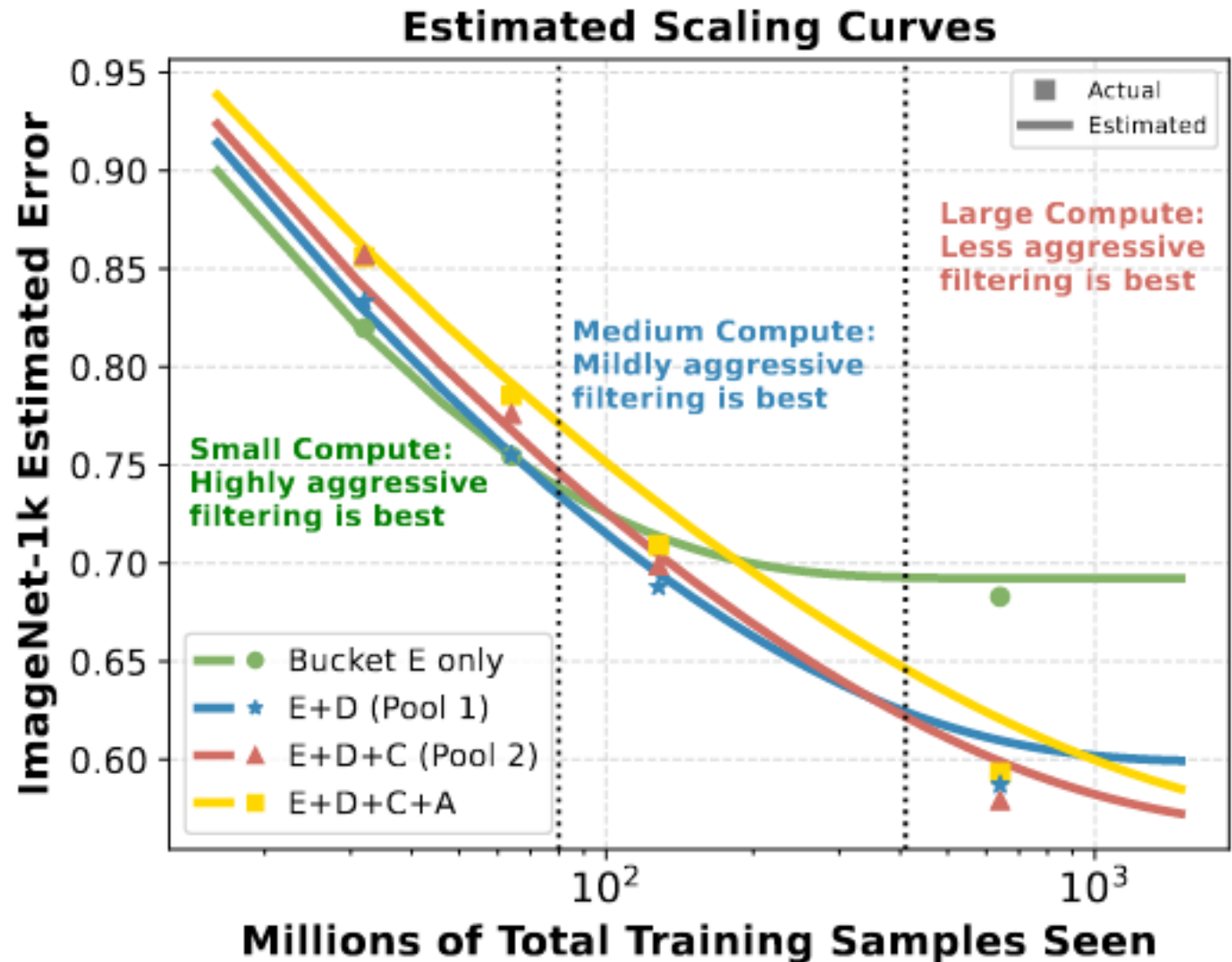
Phi Family of (small) LLMs

- Key idea: Instead of increasing the size of the model / data, **increase the quality of your data**
- Paper Title: “Textbooks Are All You Need”
- Results from Phi-1.5 show performance commensurate with much larger LLMs



Scaling Laws for Data Filtering

- Recent trend towards emphasizing data quality and not just data quantity
- But difficult to predict how to **tradeoff** between data **quantity** and **quality** and **compute**
- Scaling laws for data quality and data size (Goyal et al. 2024) suggest that as your amount of compute goes up, you can get away with less filtering



Scaling Laws for Data Filtering

