

Readings:
K&F: 13.1, 13.2, 13.3

Dynamic Bayesian Networks

Beyond 10708

Graphical Models – 10708

Carlos Guestrin

Carnegie Mellon University

December 1st, 2006

1

Dynamic Bayesian network (DBN)

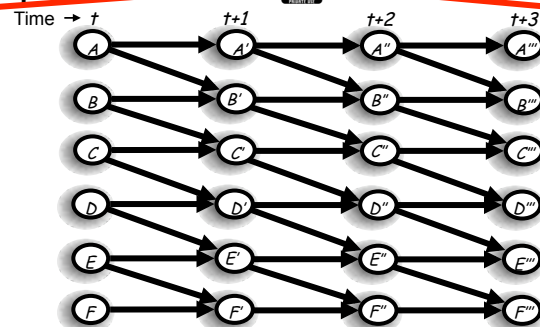
- HMM defined by
 - Transition model $P(X^{(t+1)}|X^{(t)})$
 - Observation model $P(O^{(t)}|X^{(t)})$
 - Starting state distribution $P(X^{(0)})$
- DBN – Use Bayes net to represent each of these compactly
 - Starting state distribution $P(X^{(0)})$ is a BN
 - (silly) e.g. performance in grad. school DBN
 - Vars: **H**appiness, **P**roductivity, **H**ira**B**ility, **F**ame
 - Observations: **P**ape**R**, **S**chmooze

Unrolled DBN

- Start with $P(X^{(0)})$
- For each time step, add vars as defined by 2-TBN

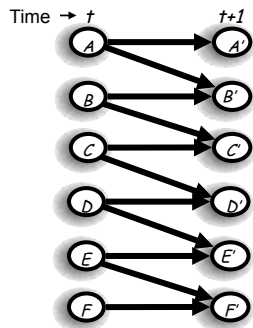
"Sparse" DBN and fast inference

~~"Sparse" DBN [X] Fast inference~~



Even after one time step!!

What happens when we marginalize out time t ?

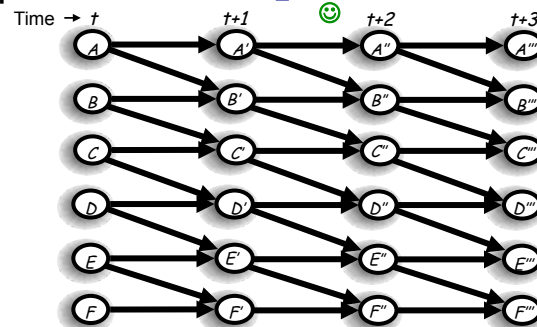


5

“Sparse” DBN and fast inference 2

Structured representation of belief often yields good approximate

“Sparse” DBN ? Almost! Fast inference

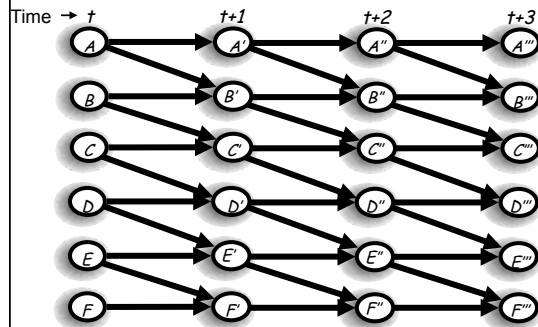


6

BK Algorithm for approximate DBN inference [Boyen, Koller '98]

- Assumed density filtering:

- Choose a factored representation \hat{P} for the belief state
- Every time step, belief not representable with \hat{P} , project into representation



7

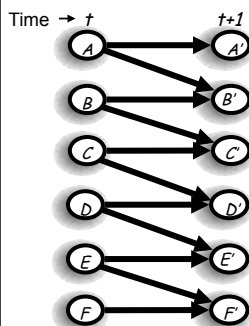
A simple example of BK: Fully-Factorized Distribution

- Assumed density:

- Fully factorized

True $P(X^{(t+1)})$:

Assumed Density
for $\hat{P}(X^{(t+1)})$:

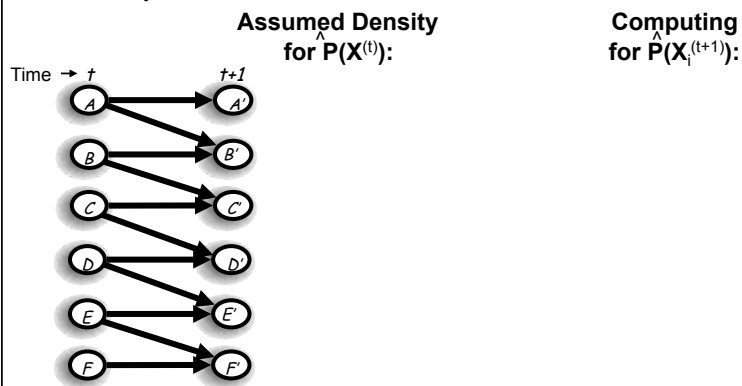


8

Computing Fully-Factorized Distribution at time $t+1$

- Assumed density:

- ☐ Fully factorized




9

General case for BK: Junction Tree Represents Distribution

- Assumed density:

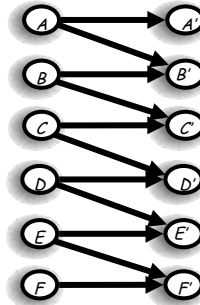
- ☐ Fully factorized



10

Computing factored belief state in the next time step

- Introduce observations in current time step
 - Use J-tree to calibrate time t beliefs
- Compute $t+1$ belief, project into approximate belief state
 - marginalize into desired factors
 - corresponds to KL projection
- Equivalent to computing marginals over factors directly
 - For each factor in $t+1$ step belief
 - Use variable elimination



11

Error accumulation

- Each time step, projection introduces error
- Will error add up?
 - causing unbounded approximation error as $t \rightarrow \infty$

12

Contraction in Markov process

13

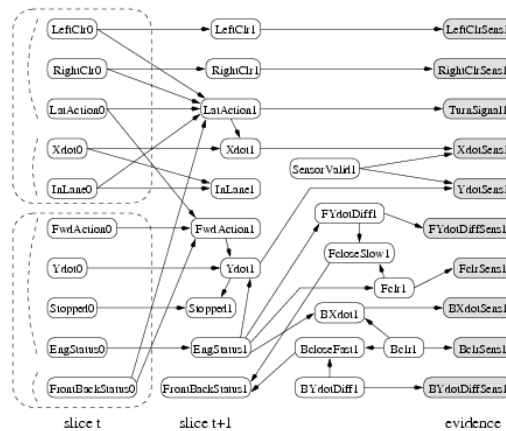
BK Theorem

- Error does not grow unboundedly!

- **Theorem:** If Markov chain **contracts at a rate of γ** (usually very small), and **assumed density projection at each time step has error bounded by ϵ** (usually large) then the **expected error at every iteration is bounded by ϵ/γ** .

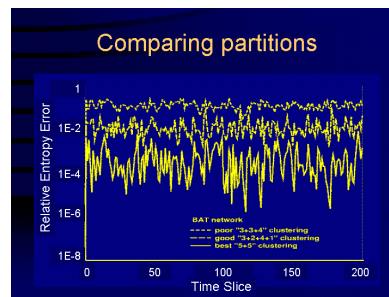
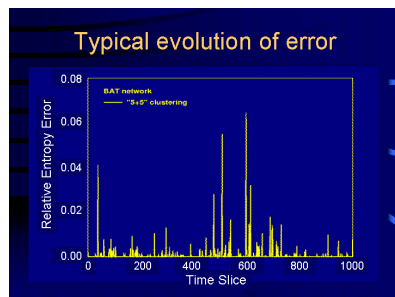
14

Example – BAT network [Forbes et al.]



15


BK results [Boyen, Koller '98]



16

Thin Junction Tree Filters [Paskin '03]

- BK assumes fixed approximation clusters
- TJTF adapts clusters over time
 - attempt to minimize projection error



17

Hybrid DBN (many continuous and discrete variables)

- DBN with large number of discrete and continuous variables
- # of mixture of Gaussian components blows up in one time step!
- Need many smart tricks...
 - e.g., see Lerner Thesis



Figure 10.1: The prototype RWGS system

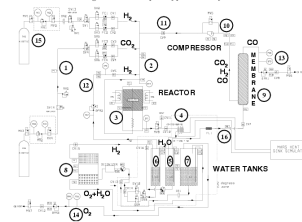


Figure 10.2: The RWGS schematic

Reverse Water Gas Shift System (RWGS) [Lerner et al. '02]

18

DBN summary

- **DBNs**

- ☐ factored representation of HMMs/Kalman filters
- ☐ sparse representation does not lead to efficient inference

- **Assumed density filtering**

- ☐ BK – factored belief state representation is assumed density
- ☐ Contraction guarantees that error does blow up (but could still be large)
- ☐ Thin junction tree filter adapts assumed density over time
- ☐ Extensions for hybrid DBNs

19

Final

- Out: Later today
- Due: December 10th at NOON (STRICT DEADLINE)
- Start Early!!!

20

This semester...

- Bayesian networks, Markov networks, factor graphs, decomposable models, junction trees, parameter learning, structure learning, semantics, exact inference, variable elimination, context-specific independence, approximate inference, sampling, importance sampling, MCMC, Gibbs, variational inference, loopy belief propagation, generalized belief propagation, Kikuchi, Bayesian learning, missing data, EM, Chow-Liu, IPF, Gaussian and hybrid models, discrete and continuous variables, temporal and template models, Kalman filter, linearization, conditional random fields, assumed density filtering, DBNs, BK, Causality,...

■ **Just the beginning...** 😊

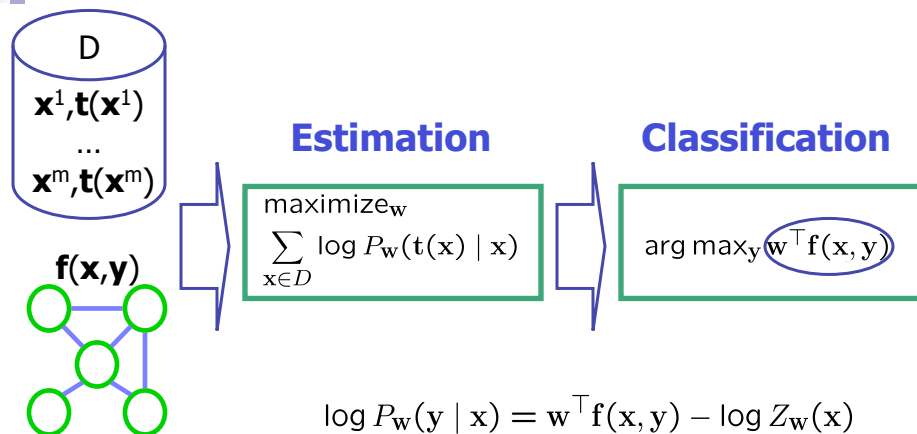
21

Quick overview of some hot topics...

- **Maximum Margin Markov Networks**
- **Relational Probabilistic Models**
- **Influence Diagrams**

22

Max (Conditional) Likelihood



Don't need to learn entire distribution!

23

OCR Example

- We want:

$$\arg \max_{\text{word}} w^\top f(\text{image}, \text{word}) = \text{"brace"}$$

- Equivalently:

$$\left. \begin{aligned} w^\top f(\text{image}, \text{"brace"}) &> w^\top f(\text{image}, \text{"aaaaa"}) \\ w^\top f(\text{image}, \text{"brace"}) &> w^\top f(\text{image}, \text{"aaaab"}) \\ &\dots \\ w^\top f(\text{image}, \text{"brace"}) &> w^\top f(\text{image}, \text{"zzzzz"}) \end{aligned} \right\} \text{a lot!}$$

24

Max Margin Estimation

- Goal: find \mathbf{w} such that

$$\mathbf{w}^\top \mathbf{f}(\mathbf{x}, \mathbf{t}(\mathbf{x})) > \mathbf{w}^\top \mathbf{f}(\mathbf{x}, \mathbf{y}) \quad \mathbf{x} \in D \quad \mathbf{y} \neq \mathbf{t}(\mathbf{x})$$

$$\mathbf{w}^\top [\mathbf{f}(\mathbf{x}, \mathbf{t}(\mathbf{x})) - \mathbf{f}(\mathbf{x}, \mathbf{y})] > 0$$

$$\mathbf{w}^\top \Delta \mathbf{f}_x(\mathbf{y}) \geq \gamma \Delta \mathbf{t}_x(\mathbf{y})$$

- Maximize margin γ
- Gain over \mathbf{y} grows with # of mistakes in \mathbf{y} : $\Delta \mathbf{t}_x(\mathbf{y})$

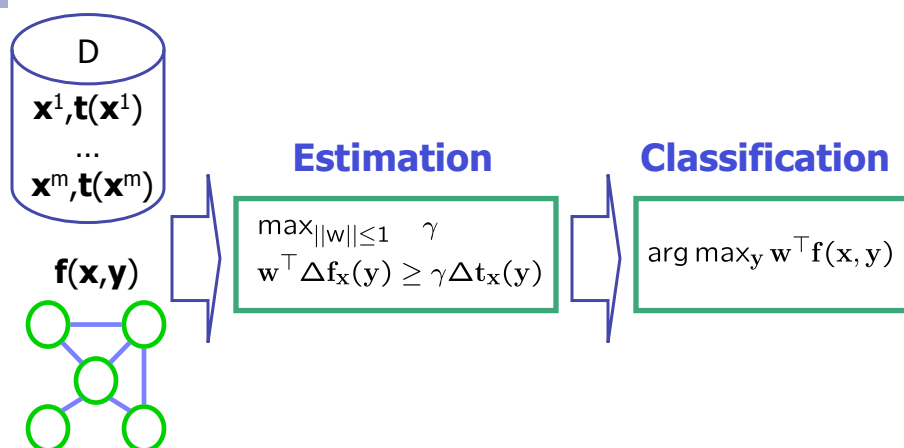
$$\Delta \mathbf{t}_{\begin{smallmatrix} \text{c r a z e} \\ \text{c r a z e} \end{smallmatrix}}(\text{"c r a z e"}) = 2$$

$$\Delta \mathbf{t}_{\begin{smallmatrix} \text{c r a z e} \\ \text{c r a z e} \end{smallmatrix}}(\text{"z z z z z"}) = 5$$

$$\mathbf{w}^\top \Delta \mathbf{f}_{\begin{smallmatrix} \text{c r a z e} \\ \text{c r a z e} \end{smallmatrix}}(\text{"c r a z e"}) \geq 2\gamma$$

$$\mathbf{w}^\top \Delta \mathbf{f}_{\begin{smallmatrix} \text{c r a z e} \\ \text{c r a z e} \end{smallmatrix}}(\text{"z z z z z"}) \geq 5\gamma_{25}$$

M³Ns: Maximum Margin Markov Networks [Taskar et al. '03]



Propositional Models and Generalization

- Suppose you learn a model for social networks for CMU from FaceBook data to predict movie preferences:
- How would you apply when new people join CMU?
- Can you apply it to make predictions a some "little technical college" in Cambridge, Mass?

27

Generalization requires Relational Models (e.g., see tutorials by Getoor & Domingos)

- Bayes nets defined specifically for an instance, e.g., CMU FaceBook today
 - fixed number of people
 - fixed relationships between people
 - ...
- Relational and first-order probabilistic models
 - talk about objects and relations between objects
 - allow us to represent different (and unknown) numbers
 - generalize knowledge learned from one domain to other, related, but different domains

28

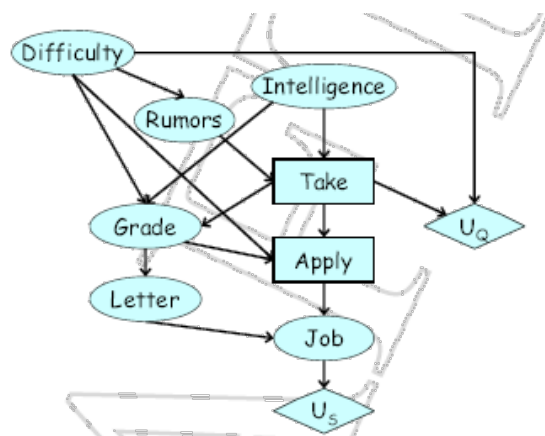
Reasoning about decisions

K&F Chapters 21 & 22

- So far, graphical models only have random variables
- What if we could make decisions that influence the probability of these variables?
 - e.g., steering angle for a car, buying stocks, choice of medical treatment
- How do we choose the best decision?
 - the one that maximizes the expected long-term utility
- How do we coordinate multiple decisions?

29

Example of an Influence Diagram



30

Many, many, many more topics we didn't even touch, e.g.,...

- **Graph cuts for MPE inference**
 - Exact inference in models with large treewidth, attractive/submodular potentials
- **Active learning**
 - What variables should I observe to learn?
- **Topic Models, Latent Dirichlet Allocation**
 - Unsupervised, discover topics in data
- **Non-parametric models**
 - What if you don't know the number of topics in your data?
- **Continuous time models**
 - DBNs have discrete time steps, but the world is continuous
- **Learning theory for graphical models**
 - How many samples do I need?
- **Distributed algorithms for graphical models**
 - We are moving to a parallel world... where are you?
- **Graphical models for reinforcement learning**
 - Combine DBNs with decision making to scale to huge multiagent problems
- **Applications**
- ...

31

What next?

- Seminars at CMU:
 - Machine Learning Lunch talks: <http://www.cs.cmu.edu/~learning/>
 - Intelligence Seminar: <http://www.cs.cmu.edu/~iseminar/>
 - Machine Learning Department Seminar: <http://calendar.cs.cmu.edu/ml/seminar>
 - Statistics Department seminars: <http://www.stat.cmu.edu/seminar>
 - ...
- Journal:
 - JMLR – Journal of Machine Learning Research (free, on the web)
 - JAIR – Journal of AI Research (free, on the web)
 - ...
- Conferences:
 - UAI: Uncertainty in AI
 - NIPS: Neural Information Processing Systems
 - Also ICML, AAAI, IJCAI and others
- Some MLD courses:
 - 10-705 Intermediate Statistics (Fall)
 - 10-702 Statistical Foundations of Machine Learning (Spring)
 - 10-725 Optimization (Spring 2010)
 - 10-615 Art that Learns (Spring)
 - ...

32