

Ray Tracing

Ray Casting
Ray-Surface Intersections
Barycentric Coordinates
Reflection and Transmission
[Angel, Ch 13.2-13.3] [Handout]

March 20, 2003
Frank Pfenning
Carnegie Mellon University

<http://www.cs.cmu.edu/~fp/courses/graphics/>

Local vs. Global Rendering Models

- Local rendering models (graphics pipeline)
 - Object illuminations are independent
 - No light scattering between objects
 - No real shadows, reflection, transmission
- Global rendering models
 - Ray tracing (highlights, reflection, transmission)
 - Radiosity (surface interreflections)



03/20/2003

15-462 Graphics I

2

Object Space vs. Image Space

- Graphics pipeline: for each object, render
 - Efficient pipeline architecture, on-line
 - Difficulty: object interactions
- Ray tracing: for each pixel, determine color
 - Pixel-level parallelism, off-line
 - Difficulty: efficiency, light scattering
- Radiosity: for each two surface patches, determine diffuse interreflections
 - Solving integral equations, off-line
 - Difficulty: efficiency, reflection

03/20/2003

15-462 Graphics I

3

Forward Ray Tracing

- Rays as paths of photons in world space
- Forward ray tracing: follow photon from light sources to viewer
- Problem: many rays will not contribute to image!



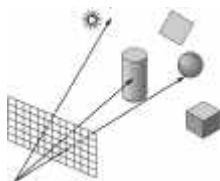
03/20/2003

15-462 Graphics I

4

Backward Ray Tracing

- Ray-casting: one ray from center of projection through each pixel in image plane
- Illumination
 1. Phong (local as before)
 2. Shadow rays
 3. Specular reflection
 4. Specular transmission
- (3) and (4) require recursion



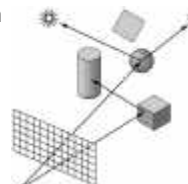
03/20/2003

15-462 Graphics I

5

Shadow Rays

- Determine if light "really" hits surface point
- Cast shadow ray from surface point to light
- If shadow ray hits opaque object, no contribution
- Improved diffuse reflection



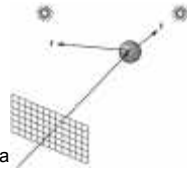
03/20/2003

15-462 Graphics I

6

Reflection Rays

- Calculate specular component of illumination
- Compute reflection ray (recall: backward!)
- Call ray tracer recursively to determine color
- Add contributions
- Transmission ray
 - Analogue for transparent or translucent surface
 - Use Snell's laws for refraction
- Later:
 - Optimizations, stopping criteria



03/20/2003

15-462 Graphics I

7

Ray Casting

- Simplest case of ray tracing
- Required as first step of recursive ray tracing
- Basic ray-casting algorithm
 - For each pixel (x,y) fire a ray from COP through (x,y)
 - For each ray & object calculate closest intersection
 - For closest intersection point **p**
 - Calculate surface normal
 - For each light source, calculate and add contributions
- Critical operations
 - Ray-surface intersections
 - Illumination calculation

03/20/2003

15-462 Graphics I

8

Outline

- Ray Casting
- Ray-Surface Intersections
- Barycentric Coordinates
- Reflection and Transmission

03/20/2003

15-462 Graphics I

9

Ray-Surface Intersections

- General implicit surfaces
- General parametric surfaces
- Specialized analysis for special surfaces
 - Spheres
 - Planes
 - Polygons
 - Quadrics
- Do not decompose objects into triangles!
- CSG (Constructive Solid Geometry)
 - Construct model from building blocks (later lecture)

03/20/2003

15-462 Graphics I

10

Rays and Parametric Surfaces

- Ray in parametric form
 - Origin $\mathbf{p}_0 = [x_0 \ y_0 \ z_0 \ 1]^T$
 - Direction $\mathbf{d} = [x_d \ y_d \ z_d \ 0]^T$
 - Assume \mathbf{d} normalized ($x_d^2 + y_d^2 + z_d^2 = 1$)
 - Ray $\mathbf{p}(t) = \mathbf{p}_0 + \mathbf{d} t$ for $t > 0$
- Surface in parametric form
 - Point $\mathbf{q} = g(u, v)$, possible bounds on u, v
 - Solve $\mathbf{p} + \mathbf{d} t = g(u, v)$
 - Three equations in three unknowns (t, u, v)

03/20/2003

15-462 Graphics I

11

Rays and Implicit Surfaces

- Ray in parametric form
 - Origin $\mathbf{p}_0 = [x_0 \ y_0 \ z_0 \ 1]^T$
 - Direction $\mathbf{d} = [x_d \ y_d \ z_d \ 0]^T$
 - Assume \mathbf{d} normalized ($x_d^2 + y_d^2 + z_d^2 = 1$)
 - Ray $\mathbf{p}(t) = \mathbf{p}_0 + \mathbf{d} t$ for $t > 0$
- Implicit surface
 - Given by $f(\mathbf{q}) = 0$
 - Consists of all points \mathbf{q} such that $f(\mathbf{q}) = 0$
 - Substitute ray equation for \mathbf{q} : $f(\mathbf{p}_0 + \mathbf{d} t) = 0$
 - Solve for t (univariate root finding)
 - Closed form (if possible) or numerical approximation

03/20/2003

15-462 Graphics I

12

Ray-Sphere Intersection I

- Common and easy case
- Define sphere by
 - Center $\mathbf{c} = [x_c \ y_c \ z_c \ 1]^T$
 - Radius r
 - Surface $f(\mathbf{q}) = (x - x_c)^2 + (y - y_c)^2 + (z - z_c)^2 - r^2 = 0$
- Plug in ray equations for x, y, z :

$$\begin{aligned} x &= x_0 + x_d t & (x_0 + x_d t - x_c)^2 \\ y &= y_0 + y_d t & + (y_0 + y_d t - y_c)^2 \\ z &= z_0 + z_d t & + (z_0 + z_d t - z_c)^2 = r^2 \end{aligned}$$

03/20/2003

15-462 Graphics I

13

Ray-Sphere Intersection II

- Simplify to

$$a t^2 + b t + c = 0$$

where

$$\begin{aligned} a &= x_d^2 + y_d^2 + z_d^2 = 1 \quad \text{since } |d| = 1 \\ b &= 2(x_d(x_0 - x_c) + y_d(y_0 - y_c) + z_d(z_0 - z_c)) \\ c &= (x_0 - x_c)^2 + (y_0 - y_c)^2 + (z_0 - z_c)^2 - r^2 \end{aligned}$$

- Solve to obtain t_0 and t_1

$$t_{0,1} = \frac{-b \pm \sqrt{b^2 - 4c}}{2} \quad \begin{array}{l} \text{Check if } t_0, t_1 > 0 \text{ (ray)} \\ \text{Return } \min(t_0, t_1) \end{array}$$

03/20/2003

15-462 Graphics I

14

Ray-Sphere Intersection III

- For lighting, calculate unit normal

$$\mathbf{n} = \frac{1}{r} [(x_i - x_c) \ (y_i - y_c) \ (z_i - z_c) \ 0]^T$$

- Negate if ray originates inside the sphere!
- Note possible problems with roundoff errors

03/20/2003

15-462 Graphics I

15

Simple Optimizations

- Factor common subexpressions
- Compute only what is necessary
 - Calculate $b^2 - 4c$, abort if negative
 - Compute normal only for closest intersection
 - Other similar optimizations [Handout]

03/20/2003

15-462 Graphics I

16

Inverse Mapping for Texture Coords.

- How do we determine texture coordinates?
- Inverse mapping problem
- No unique solution
- Reconsider in each case
 - For different basic surfaces
 - For surface meshes
 - Still an area of research

03/20/2003

15-462 Graphics I

17

Ray-Polygon Intersection I

- Assume planar polygon
 1. Intersect ray with plane containing polygon
 2. Check if intersection point is inside polygon
- Plane
 - Implicit form: $ax + by + cz + d = 0$
 - Unit normal: $\mathbf{n} = [a \ b \ c \ 0]^T$ with $a^2 + b^2 + c^2 = 1$
- Substitute:

$$a(x_0 + x_d t) + b(y_0 + y_d t) + c(z_0 + z_d t) + d = 0$$
- Solve:

$$t = \frac{-(ax_0 + by_0 + cz_0 + d)}{ax_d + by_d + cz_d}$$

03/20/2003

15-462 Graphics I

18

Ray-Polygon Intersection II

- Substitute t to obtain intersection point in plane
- Test if point inside polygon
- For example, use even-odd rule or winding rule
 - Easier in 2D (project) and for triangles (tessellate)

03/20/2003

15-462 Graphics I

19

Ray-Polygon Intersection III

- Rewrite using dot product

$$t = \frac{-(ax_0 + by_0 + cz_0 + d)}{ax_d + by_d + cz_d} = \frac{-(\mathbf{n} \cdot \mathbf{p}_0 + d)}{\mathbf{n} \cdot \mathbf{d}}$$
- If $\mathbf{n} \cdot \mathbf{d} = 0$, no intersection
- If $t \leq 0$ the intersection is behind ray origin
- Point-in-triangle testing critical for polygonal models
- Project onto planes $x = 0$, $y = 0$, or $z = 0$ for point-in-polygon test; can be precomputed

03/20/2003

15-462 Graphics I

20

Ray-Quadric Intersection

- Quadric $f(\mathbf{p}) = f(x, y, z) = 0$, where f is polynomial of order 2
- Sphere, ellipsoid, paraboloid, hyperboloid, cone, cylinder
- Closed form solution as for sphere
- Important case for modelling in ray tracing
- Combine with CSG

[see Handout]

03/20/2003

15-462 Graphics I

21

Outline

- Ray Casting
- Ray-Surface Intersections
- Barycentric Coordinates
- Reflection and Transmission

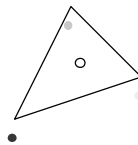
03/20/2003

15-462 Graphics I

22

Interpolated Shading for Ray Tracing

- Assume we know normals at vertices
- How do we compute normal of interior point?
- Need linear interpolation between 3 points
- Barycentric coordinates
- Yields same answer as scan conversion



03/20/2003

15-462 Graphics I

23

Barycentric Coordinates in 1D

- Linear interpolation
 - $\mathbf{p}(t) = (1-t)\mathbf{p}_1 + t\mathbf{p}_2$, $0 \leq t \leq 1$
 - $\mathbf{p}(t) = \alpha\mathbf{p}_1 + \beta\mathbf{p}_2$ where $\alpha + \beta = 1$
 - \mathbf{p} is between \mathbf{p}_1 and \mathbf{p}_2 iff $0 \leq \alpha, \beta \leq 1$
- Geometric intuition
 - Weigh each vertex by ratio of distances from ends



- α, β are called barycentric coordinates

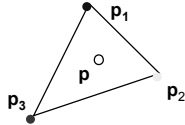
03/20/2003

15-462 Graphics I

24

Barycentric Coordinates in 2D

- Given 3 points instead of 2



- Define 3 barycentric coordinates, α , β , γ
- $\mathbf{p} = \alpha \mathbf{p}_1 + \beta \mathbf{p}_2 + \gamma \mathbf{p}_3$
- \mathbf{p} inside triangle iff $0 \leq \alpha, \beta, \gamma \leq 1, \alpha + \beta + \gamma = 1$
- How do we calculate α, β, γ given \mathbf{p} ?

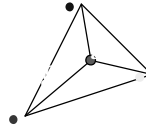
03/20/2003

15-462 Graphics I

25

Barycentric Coordinates for Triangle

- Coordinates are ratios of triangle areas



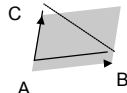
03/20/2003

15-462 Graphics I

26

Computing Triangle Area

- In 3 dimensions
 - Use cross product
 - Parallelogram formula
 - $\text{Area}(ABC) = (1/2)|(B - A) \times (C - A)|$
 - Optimization: project, use 2D formula
- In 2 dimensions
 - $\text{Area}(x\text{-}y\text{-proj}(ABC)) = (1/2)((b_x - a_x)(c_y - a_y) - (c_x - a_x)(b_y - a_y))$



03/20/2003

15-462 Graphics I

27

Outline

- Ray Casting
- Ray-Surface Intersections
- Barycentric Coordinates
- Reflection and Transmission

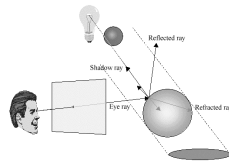
03/20/2003

15-462 Graphics I

28

Recursive Ray Tracing

- Calculate specular component
 - Reflect ray from eye on specular surface
 - Transmit ray from eye through transparent surface
- Determine color of incoming ray by recursion
- Trace to fixed depth
- Cut off if contribution below threshold



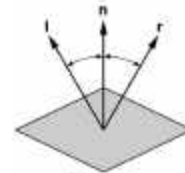
03/20/2003

15-462 Graphics I

29

Angle of Reflection

- Recall: incoming angle = outgoing angle
- $\mathbf{r} = 2(\mathbf{l} \cdot \mathbf{n}) \mathbf{n} - \mathbf{l}$
- For incoming/outgoing ray negate \mathbf{l} !
- Compute only for surfaces with actual reflection
- Use specular coefficient
- Add specular and diffuse components



03/20/2003

15-462 Graphics I

30

Transmitted Light

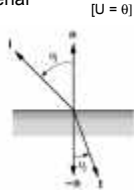
- Index of refraction is relative speed of light
- Snell's law
 - η_1 = index of refraction for upper material
 - η_2 = index of refraction for lower material

$$\frac{\sin(\theta_1)}{\sin(\theta_2)} = \frac{\eta_2}{\eta_1} = \eta$$

$$t = -\frac{1}{\eta} - (\cos(\theta_1) - \frac{1}{\eta} \cos(\theta_2))\mathbf{n}$$

where $\cos(\theta_1) = \mathbf{l} \cdot \mathbf{n}$
and $\cos^2(\theta_2) = 1 - \frac{1}{\eta^2}(1 - \mathbf{l} \cdot \mathbf{n})$

Note: negate \mathbf{l} or \mathbf{t} for transmission!



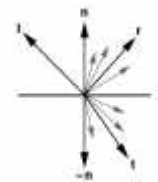
03/20/2003

15-462 Graphics I

31

Translucency

- Diffuse component of transmission
- Scatter light on other side of surface
- Calculation as for diffuse reflection
- Reflection or transmission not perfect
- Use stochastic sampling



03/20/2003

15-462 Graphics I

32

Ray Tracing Preliminary Assessment

- Global illumination method
- Image-based
- Pluses
 - Relatively accurate shadows, reflections, refractions
- Minuses
 - Slow (per pixel parallelism, not pipeline parallelism)
 - Aliasing
 - Inter-object diffuse reflections

03/20/2003

15-462 Graphics I

33

Ray Tracing Acceleration

- Faster intersections
 - Faster ray-object intersections
 - Object bounding volume
 - Efficient intersector
 - Fewer ray-object intersections
 - Hierarchical bounding volumes (boxes, spheres)
 - Spatial data structures
 - Directional techniques
- Fewer rays
 - Adaptive tree-depth control
 - Stochastic sampling
- Generalized rays (beams, cones)

03/20/2003

15-462 Graphics I

34

Raytracing Example I



www.povray.org

03/20/2003

15-462 Graphics I

35

Raytracing Example II



www.povray.org

03/20/2003

15-462 Graphics I

36

Raytracing Example II



Saito, Saturn Ring

03/20/2003

15-462 Graphics I

37

Raytracing Example IV



www.povray.org

03/20/2003

15-462 Graphics I

38

Summary

- Ray Casting
- Ray-Surface Intersections
- Barycentric Coordinates
- Reflection and Transmission

03/20/2003

15-462 Graphics I

39

Preview

- Spatial data structures
- Ray tracing optimizations
- Assignment 6 out today
- Assignment 7 out after spring break

03/20/2003

15-462 Graphics I

40