

Rasterization

Scan Conversion
Antialiasing
Compositing
[Angel, Ch. 7.9-7.11, 8.9-8.12]

March 13, 2003
Frank Pfenning
Carnegie Mellon University
<http://www.cs.cmu.edu/~fp/courses/graphics/>

Rasterization

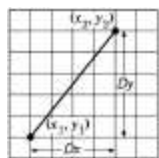
- Final step in pipeline: rasterization (scan conv.)
- From screen coordinates (float) to pixels (int)
- Writing pixels into frame buffer
- Separate z-buffer, display, shading, blending
- Concentrate on primitives:
 - Lines
 - Polygons

DDA Algorithm

- DDA (“Digital Differential Analyzer”)
- Represent

$$y = mx + b \quad \text{where} \quad m = \frac{y_2 - y_1}{x_2 - x_1} = \frac{\Delta y}{\Delta x}$$

- Assume $0 \leq m \leq 1$
- Exploit symmetry
- Distinguish special cases



DDA Loop

- Assume `write_pixel(int x, int y, int value)`
- ```

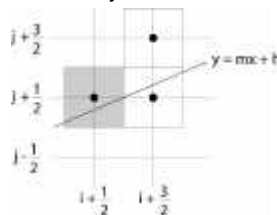
For (ix = x1; ix <= x2; ix++)
{
 y += m;
 write_pixel(ix, round(y), color);
}

```
- Slope restriction needed
  - Easy to interpolate colors




## Bresenham's Algorithm I

- Eliminate floating point addition from DDA
- Assume again  $0 \leq m \leq 1$
- Assume pixel centers halfway between ints




## Bresenham's Algorithm II

- Decision variable  $a - b$ 
  - If  $a - b > 0$  choose lower pixel
  - If  $a - b \leq 0$  choose higher pixel
- Goal: avoid explicit computation of  $a - b$
- Step 1: re-scale  $d = (x_2 - x_1)(a - b) = \Delta x(a - b)$
- $d$  is always integer



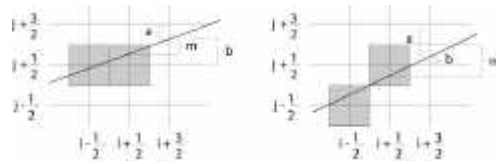
### Bresenham's Algorithm III

- Compute  $d$  at step  $k + 1$  from  $d$  at step  $k!$
- Case:  $j$  did not change ( $d_k > 0$ )
  - $a$  decreases by  $m$ ,  $b$  increases by  $m$
  - $(a - b)$  decreases by  $2m = 2(\Delta y/\Delta x)$
  - $\Delta x(a-b)$  decreases by  $2\Delta y$



### Bresenham's Algorithm IV

- Case:  $j$  did change ( $d_k \leq 0$ )
  - $a$  decreases by  $m-1$ ,  $b$  increases by  $m-1$
  - $(a - b)$  decreases by  $2m - 2 = 2(\Delta y/\Delta x - 1)$
  - $\Delta x(a-b)$  decreases by  $2(\Delta y - \Delta x)$



### Bresenham's Algorithm V

- So  $d_{k+1} = d_k - 2\Delta y$  if  $d_k > 0$
- And  $d_{k+1} = d_k - 2(\Delta y - \Delta x)$  if  $d_k \leq 0$
- Final (efficient) implementation:

```
void draw_line(int x1, int y1, int x2, int y2) {
 int x, y = y0;
 int dx = 2*(x2-x1), dy = 2*(y2-y1);
 int dydx = dy-dx, D = (dy-dx)/2;

 for (x = x1; x <= x2; x++) {
 write_pixel(x, y, color);
 if (D > 0) D -= dy;
 else {y++; D -= dydx;}
 }
}
```

### Bresenham's Algorithm VI

- Need different cases to handle other  $m$
- Highly efficient
- Easy to implement in hardware and software
- Widely used

### Outline

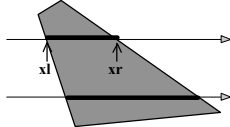
- Scan Conversion for Lines
- Scan Conversion for Polygons
- Antialiasing
- Compositing

### Scan Conversion of Polygons

- Multiple tasks for scan conversion
  - Filling polygon (inside/outside)
  - Pixel shading (color interpolation)
  - Blending (accumulation, not just writing)
  - Depth values (z-buffer hidden-surface removal)
  - Texture coordinate interpolation (texture mapping)
- Hardware efficiency critical
- Many algorithms for filling (inside/outside)
- Much fewer that handle all tasks well

## Filling Convex Polygons

- Find top and bottom vertices
- List edges along left and right sides
- For each scan line from top to bottom
  - Find left and right endpoints of span,  $x_l$  and  $x_r$
  - Fill pixels between  $x_l$  and  $x_r$
  - Can use Bresenham's alg. to update  $x_l$  and  $x_r$



03/13/2003

15-462 Graphics I

13

## Other Operations

- Pixel shading (Gouraud)
  - Bilinear interpolation of vertex colors
- Depth values (z-Buffer)
  - Bilinear interpolation of vertex depth
  - Read, and write only if visible
  - Preserve depth (final orthographic projection)
- Texture coordinates  $u$  and  $v$ 
  - Rational linear interpolation to avoid distortion
  - $u(x,y) = (Ax+By+C)/(Dx+Ey+F)$  similarly for  $v(x,y)$
  - Two divisions per pixel for texture mapping
  - Due to perspective transformation

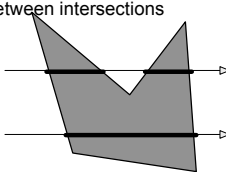
03/13/2003

15-462 Graphics I

14

## Concave Polygons: Odd-Even Test

- Approach 1: odd-even test
- For each scan line
  - Find all scan line/polygon intersections
  - Sort them left to right
  - Fill the interior spans between intersections
- Parity rule: inside after an odd number of crossings



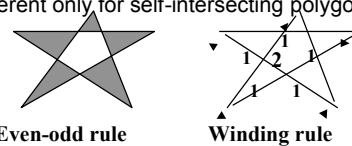
03/13/2003

15-462 Graphics I

15

## Concave Polygons: Winding Rule

- Approach 2: winding rule
- Orient the lines in polygon
- For each scan line
  - Winding number = right-hdd – left-hdd crossings
  - Interior if winding number non-zero
- Different only for self-intersecting polygons



Even-odd rule

Winding rule

03/13/2003

15-462 Graphics I

16

## Concave Polygons: Tessellation

- Approach 3: divide non-convex, non-flat, or non-simple polygons into triangles
- OpenGL specification
  - Need accept only simple, flat, convex polygons
  - Tessellate explicitly with tessellator objects
  - Implicitly if you are lucky
- GeForce3 scan converts only triangles

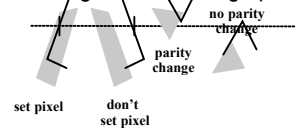
03/13/2003

15-462 Graphics I

17

## Boundary Cases

- Boundaries and special cases require care
  - Cracks between polygons
  - Parity bugs: fill to infinity
- Intersections on pixel: set at beginning, not end
- Shared vertices: count  $y_{min}$  for parity, not  $y_{max}$
- Horizontal edges: don't change parity



03/13/2003

15-462 Graphics I

18

## Edge/Scan Line Intersections

- Brute force: calculate intersections explicitly
- Incremental method (Bresenham's algorithm)
- Caching intersection information
  - Edge table with edges sorted by  $y_{min}$
  - Active edges, sorted by x-intersection, left to right
- Process image from smallest  $y_{min}$  up

03/13/2003

15-462 Graphics I

19

## Flood Fill

- Draw outline of polygon
- Color seed
- Color surrounding pixels and recurse
- Must be able to test boundary and duplication
- More appropriate for drawing than rendering

03/13/2003

15-462 Graphics I

20

## Outline

- Scan Conversion for Lines
- Scan Conversion for Polygons
- Antialiasing
- Compositing

03/13/2003

15-462 Graphics I

21

## Aliasing

- Artefacts created during scan conversion
- Inevitable (going from continuous to discrete)
- Aliasing (name from digital signal processing): we sample a continuous image at grid points
- Effect
  - Jagged edges
  - Moire patterns




Moire pattern from sandlotscience.com

03/13/2003

15-462 Graphics I

22

## More Aliasing




03/13/2003

15-462 Graphics I

23

## Antialiasing for Line Segments

- Use area averaging at boundary



- (c) is aliased, magnified
- (d) is antialiased, magnified
- Warning: these images are sampled on screen!

03/13/2003

15-462 Graphics I

24

## Antialiasing by Supersampling


- Mostly for off-line rendering (e.g., ray tracing)
- Render, say, 3x3 grid of mini-pixels
- Average results using a filter
- Can be done adaptively
  - Stop if colors are similar
  - Subdivide at discontinuities

03/13/2003

15-462 Graphics I

25

## Supersampling Example



- Other improvements
  - Stochastic sampling (avoiding repetition)
  - Jittering (perturb a regular grid)

03/13/2003

15-462 Graphics I

26

## Pixel-Sharing Polygons

- Another aliasing error
- Assign color based on area-weighted average
- Interaction with depth information
- Use accumulation buffer or  $\alpha$ -blending



03/13/2003

15-462 Graphics I

27

## Temporal Aliasing

- Sampling rate is frame rate (30 Hz for video)
- Example: spokes of wagon wheel in movie
- Possible to supersample and average
- Fast-moving objects are blurred
- Happens automatically in video and movies
  - Exposure time (shutter speed)
  - Memory persistence (video camera)
  - Effect is motion blur

03/13/2003

15-462 Graphics I

28

## Motion Blur

- Achieve by stochastic sampling in time
- Still-frame motion blur, but smooth animation



03/13/2003

15-462 Graphics I

29

## Motion Blur Example



T. Porter, Pixar, 1984  
16 samples/pixel

03/13/2003

15-462 Graphics I

30

## Outline

- Scan Conversion for Polygons
- Antialiasing
- Compositing

03/13/2003

15-462 Graphics I

31

## Accumulation Buffer

- OpenGL mechanism for supersampling or jitter
- Accumulation buffer parallel to frame buffer
- Superimpose images from frame buffer
- Copy back into frame buffer for display

```
glClear(GL_ACCUM_BUFFER_BIT);
for (i = 0; i < num_images; i++) {
 glClear(GL_COLOR_BUFFER_BIT, GL_DEPTH_BUFFER_BIT);
 display_image(i);
 glAccum(GL_ACCUM, 1.0/(float)num_images);
}
glAccum(GL_RETURN, 1.0);
```

03/13/2003

15-462 Graphics I

32

## Filtering and Convolution

- Image transformation at pixel level
- Represent  $N \times M$  image as matrix  $\mathbf{A} = [a_{ik}]$
- Process each color component separately
- Linear filter produces matrix  $\mathbf{B} = [b_{ik}]$  with

$$b_{ik} = \sum_{j=-m}^m \sum_{l=-n}^n a_{jl} h_{l-j, k-i}$$

- $\mathbf{B}$  is the result of convolving  $\mathbf{A}$  with filter  $\mathbf{H}$
- Represent  $\mathbf{H}$  by  $n \times m$  convolution matrix

03/13/2003

15-462 Graphics I

33

## Filters for Antialiasing

- Averaging pixels with neighbors

$$\mathbf{H} = \frac{1}{5} \begin{bmatrix} 0 & 1 & 0 \\ 1 & 1 & 1 \\ 0 & 1 & 0 \end{bmatrix}$$

- For antialiasing: weigh center more heavily

$$\mathbf{H} = \frac{1}{16} \begin{bmatrix} 1 & 2 & 1 \\ 2 & 4 & 2 \\ 1 & 2 & 1 \end{bmatrix}$$

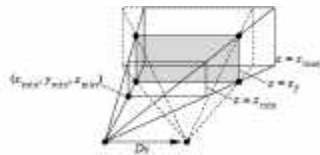
03/13/2003

15-462 Graphics I

34

## Filter for Depth-of-Field

- Simulate camera depth-of-field
  - Keep plane  $z = z_f$  in focus
  - Keep near and far planes unchanged
- Move viewer by  $\Delta x$
- Compute  $x'_{\min}$ ,  $x'_{\max}$ ,  $y'_{\min}$ ,  $y'_{\max}$  for new frustum



03/13/2003

15-462 Graphics I

35

## Depth-of-Field Jitter

- Compute

$$x'_{\min} = x_{\min} + \frac{\Delta x}{z_f} (z_f - z_{\min})$$

- Blend the two images in accumulation buffer

03/13/2003

15-462 Graphics I

36

## Blending

- Frame buffer
  - Simple color model: R, G, B; 8 bits each
  - $\alpha$ -channel A, another 8 bits
- Alpha determines opacity, pixel-by-pixel
  - $\alpha = 1$ : opaque
  - $\alpha = 0$ : transparent
- Blend translucent objects during rendering
- Achieve other effects (e.g., shadows)

03/13/2003

15-462 Graphics I

37

## Image Compositing

- Compositing operation
  - Source:  $\mathbf{s} = [s_r \ s_g \ s_b \ s_a]$
  - Destination:  $\mathbf{d} = [d_r \ d_g \ d_b \ d_a]$
  - $\mathbf{b} = [b_r \ b_g \ b_b \ b_a]$  source blending factors
  - $\mathbf{c} = [c_r \ c_g \ c_b \ c_a]$  destination blending factors
  - $\mathbf{d}' = [b_r s_r + c_r d_r \ b_g s_g + c_g d_g \ b_b s_b + c_b d_b \ b_a s_a + c_a d_a]$
- Overlay  $n$  images with equal weight
  - Set  $\alpha$ -value for each pixel in each image to  $1/n$
  - Source blending factor is " $\alpha$ "
  - Destination blending factor is " $1$ "

03/13/2003

15-462 Graphics I

38

## Blending in OpenGL

- Enable blending
  - `glEnable(GL_BLEND);`
- Set up source and destination factors
  - `glBlendFunc(source_factor, dest_factor);`
- Source and destination choices
  - `GL_ONE, GL_ZERO`
  - `GL_SRC_ALPHA, GL_ONE_MINUS_SRC_ALPHA`
  - `GL_DST_ALPHA, GL_ONE_MINUS_DST_ALPHA`

03/13/2003

15-462 Graphics I

39

## Blending Errors

- Operations are not commutative
- Operations are not idempotent
- Interaction with hidden-surface removal
  - Polygon behind opaque one should be culled
  - Translucent in front of others should be composited
  - Solution: make z-buffer read-only for translucent polygons with `glDepthMask(GL_FALSE);`

03/13/2003

15-462 Graphics I

40

## Antialiasing Revisited

- Single-polygon case first
- Set  $\alpha$ -value of each pixel to covered fraction
- Use destination factor of " $1 - \alpha$ "
- Use source factor of " $\alpha$ "
- This will blend background with foreground
- Overlaps can lead to blending errors

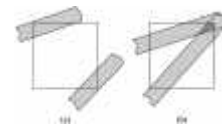
03/13/2003

15-462 Graphics I

41

## Antialiasing with Multiple Polygons

- Initially, background color  $\mathbf{C}_0$ ,  $\alpha_0 = 0$
- Render first polygon; color  $\mathbf{C}_1$  fraction  $\alpha_1$ 
  - $\mathbf{C}'_d = (1 - \alpha_1)\mathbf{C}_0 + \alpha_1\mathbf{C}_1$
  - $\alpha'_d = \alpha_1$
- Render second polygon; assume fraction  $\alpha_2$
- If no overlap (a), then
  - $\mathbf{C}'_d = (1 - \alpha_2)\mathbf{C}'_d + \alpha_2\mathbf{C}_2$
  - $\alpha'_d = \alpha_1 + \alpha_2$



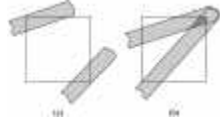
03/13/2003

15-462 Graphics I

42

## Antialiasing with Overlap

- Now assume overlap (b)
- Average overlap is  $\alpha_1\alpha_2$
- So  $\alpha_d = \alpha_1 + \alpha_2 - \alpha_1\alpha_2$
- Make front/back decision for color as usual



03/13/2003

15-462 Graphics I

43

## Antialiasing in OpenGL

- Avoid explicit  $\alpha$ -calculation in program
- Enable both smoothing and blending

```
glEnable(GL_POINT_SMOOTH);
glEnable(GL_LINE_SMOOTH);
glEnable(GL_BLEND);
glBlendFunc(GL_SRC_ALPHA, GL_ONE_MINUS_SRC_ALPHA);
```

03/13/2003

15-462 Graphics I

44

## Depth Cueing and Fog

- Another application of blending
- Use distance-dependent ( $z$ ) blending
  - Linear dependence: depth cueing effect
  - Exponential dependence: fog effect
  - This is not a physically-based model

```
GLfloat fcolor[4] = {...};
glEnable(GL_FOG);
glFogf(GL_FOG_MODE, GL_EXP);
glFogf(GL_FOG_DENSITY, 0.5);
glFogfv(GL_FOG_COLOR, fcolor);
```

[Example: Fog Tutor]

03/13/2003

15-462 Graphics I

45

## Summary

- Scan Conversion for Polygons
  - Basic scan line algorithm
  - Convex vs concave
  - Odd-even and winding rules, tessellation
- Antialiasing (spatial and temporal)
  - Area averaging
  - Supersampling
  - Stochastic sampling
- Compositing
  - Accumulation buffer
  - Blending and  $\alpha$ -values

03/13/2003

15-462 Graphics I

46

## Preview

- Assignment 5 due in one week
- Assignment 6 out in one week
- Next topics:
  - More on image processing and pixel operations
  - Ray tracing

03/13/2003

15-462 Graphics I

47