

15-853: Algorithms in the Real World

Computational Biology II

- Sequence Alignment
- Local Alignment
- Database searches

15-853

Page 1

Extending LCS for Biology

The LCS/Edit distance problem is not a "practical" model for comparing DNA or proteins.

Why?

Good example of the simple model failing.

15-853

Page 2

Extending LCS for Biology

The LCS/Edit distance problem is not a "practical" model for comparing DNA or proteins.

- Some amino acids are "closer" to each others than others (e.g. more likely to mutate among each other, or closer in structural form).
- Some amino acids have more "information" than others and should contribute more.
- The cost of a deletion (insertion) of length n should not be counted as n times the cost of a deletion (insertion) of length 1.
- Biologist often care about finding "local" alignments instead of a global alignment.

15-853

Page 3

What we will talk about today

Extensions

- **Sequence Alignment**: a generalization of LCS to account for the closeness of different elements
- **Gap Models**: More sophisticated models for accounting for the cost of adjacent insertions or deletions
- **Local Alignment**: Finding parts of one sequence in parts of another sequence.

Applications

- **FASTA** and **BLAST**: The most common sequence matching tools used in Molecular Biology.

15-853

Page 4

Sequence Alignment

A generalization of LCS / Edit Distance

Extension: A' is an extension of A if it is A with spaces $_$ added.

Alignment: An alignment of A and B is a pair of extensions A' and B' such that $|A'| = |B'|$

Example:

```

A = a b a c d a
B = a a d c d d c

A' = _ a b a c d a _
B' = c a d _ c d d c
    
```

15-853

Page 5

The Score (Weight)

Σ^+ = alphabet including a "space" character

Scoring Function: $\sigma(x,y), x,y \in \Sigma^+$

Alignment score: $W(A',B') = \sum_{i=1..|A'|} \sigma(A'_i, B'_i)$

Optimal alignment: An alignment (A', B') of (A, B) such that $W(A',B')$ is **maximized**. We will denote this optimized score as $W(A,B)$.

Same as $|LCS|$ when: $\sigma(x,y) = \begin{cases} 1 & \text{if } x = y \neq _ \\ 0 & \text{otherwise} \end{cases}$

15-853

Page 6

Example

```

A = a b a c d a c
B = c a d c d d c
    
```

Alignment 1

```

_ a b a c d a c
|   | | |
c a d _ c d d c
    
```

6

Alignment 2

```

a b a _ c d a c
| | | |
_ c a d c d d c
    
```

7

$\sigma(x,y)$

	a	b	c	d	_
a	2	0	0	0	-1
b	0	2	1	0	-1
c	0	1	2	0	-1
d	0	0	0	2	-1
_	-1	-1	-1	-1	-1

Which is the better alignment?

15-853

Page 7

Scores vs. Distances

Maximizing vs. Minimizing.

Scores:

- Can be positive, zero, or negative. We try to maximize scores.

Distances:

- Must be non-negative, and typically we assume they obey the triangle inequality (i.e. they are a metric). We try to minimize distances.

Scores are more flexible, but distances have better mathematical properties. The local alignment method we will use requires scores.

15-853

Page 8

$\sigma(x,y)$ for Protein Matching

How is the function/matrix derived?

- **Identity:** entries are 0 or 1, either same or not
- **Genetic code:** number of DNA changes.
Remember that each amino acid is coded with a 3 bp codon. Changes can be between 0 and 3
- **Chemical Similarity:** size, shape, or charge
- **Experimental:** see how often mutations occur from one amino acid to another in real data.
This is what is used in practice.
 - PAM (or dayhoff) Matrix
 - BLOSUM (BLOcks SUBstitution Matrix)

15-853

Page 9

BLOSUM62 Matrix

	A	R	N	D	C	Q	E	G	H	I	L	K	M	F	P	S	T	W	Y	V	B	Z	X	*
A	4	-1	-2	-2	0	-1	-1	0	-2	-1	-1	-1	-2	-1	1	0	-3	-2	0	-2	-1	0	-4	
R	-1	5	0	-2	-3	1	0	-2	0	-3	-2	2	-1	-3	-2	-1	-1	-3	-2	-3	-1	0	-1	-4
N	-2	0	6	1	-3	0	0	0	1	-3	-3	0	-2	-3	-2	1	0	-4	-2	-3	3	0	-1	-4
D	-2	-2	1	6	-3	0	2	-1	-1	-3	-4	-1	-3	-3	-1	0	-1	-4	-3	-3	4	1	-1	-4
C	0	-3	-3	-3	9	-3	-4	-3	-3	-1	-1	-3	-1	-2	-3	-1	-1	-2	-2	-1	-3	-3	-2	-4
Q	-1	1	0	0	-3	5	2	-2	0	-3	-2	1	0	-3	-1	0	-1	-2	-1	-2	0	3	-1	-4
E	-1	0	0	2	-4	2	5	-2	0	-3	-3	1	-2	-3	-1	0	-1	-3	-2	-2	1	4	-1	-4
G	0	-2	0	-1	-3	-2	-2	6	-2	-4	-4	-2	-3	-3	-2	0	-2	-2	-3	-3	-1	-2	-1	-4
H	-2	0	1	-1	-3	0	0	-2	8	-3	-3	-1	-2	-1	-2	-1	-2	-2	2	-3	0	0	-1	-4
I	-1	-3	-3	-1	-3	-3	-4	-3	4	2	-3	1	0	-3	-2	-1	-3	-1	3	-3	-3	-1	-4	
L	-1	-2	-3	-4	-1	-2	-3	-4	-3	2	4	-2	2	0	-3	-2	-1	-2	-1	1	-4	-3	-1	-4
K	-1	2	0	-1	-3	1	1	-2	-1	-3	-2	5	-1	-3	-1	0	-1	-3	-2	-2	0	1	-1	-4
M	-1	-1	-2	-3	-1	0	-2	-3	-2	1	2	-1	5	0	-2	-1	-1	-1	-1	1	-3	-1	-1	-4
F	-2	-3	-3	-3	-2	-3	-3	-3	-1	0	0	-3	0	6	-4	-2	-2	1	3	-1	-3	-3	-1	-4
P	-1	-2	-2	-1	-3	-1	-1	-2	-2	-3	-3	-1	-2	-4	7	-1	-1	-4	-3	-2	-2	-1	-2	-4
S	-1	-1	1	0	-1	0	0	-1	-2	-2	0	-1	-2	-1	4	-1	-3	-2	-2	0	0	0	-4	
T	0	-1	0	-1	-1	-1	-1	-2	-2	-1	-1	-1	-1	-2	-1	1	5	-2	-2	0	-1	-1	0	-4
W	-3	-3	-4	-4	-2	-2	-3	-2	-2	-3	-2	-3	-1	1	-4	-3	-2	11	2	-3	-4	-3	-2	-4
Y	-2	-2	-2	-3	-2	-1	-2	-3	2	-1	-1	-2	-1	3	-3	-2	-2	2	7	-1	-3	-2	-1	-4
V	0	-3	-3	-3	-1	-2	-2	-3	-3	3	1	-2	1	-1	-2	-2	0	-3	-1	4	-3	-2	-1	-4
B	-2	-1	3	4	-3	0	-1	-1	0	-3	-4	0	-3	-3	-2	0	-1	-4	-3	3	4	1	-1	-4
Z	-1	0	0	1	-3	3	4	-2	0	-3	-3	1	-1	-3	-1	0	-1	-3	-2	2	1	4	-1	-4
X	0	-1	-1	-1	-2	-1	-1	-1	-1	-1	-1	-1	-1	-2	0	0	-2	-1	-1	-1	-1	-1	-1	-4
*	-4	-4	-4	-4	-4	-4	-4	-4	-4	-4	-4	-4	-4	-4	-4	-4	-4	-4	-4	-4	-4	-4	-4	-4

15-853

Page 10

Optimal Alignment Recursive Solution

Edit Distance, from last lecture:

$$\begin{aligned}
 D(A, \epsilon) &= |A| \\
 D(\epsilon, B) &= |B| \\
 D(A:x, B:x) &= D(A, B) \\
 D(A:a, B:b) &= \min(1 + D(A:a, B), 1 + D(A, B:b))
 \end{aligned}$$

The optimal alignment problem:

$$\begin{aligned}
 W(\epsilon, \epsilon) &= 0 \\
 W(\epsilon, B:b) &= \sigma(_, b) + C(\epsilon, B) \\
 W(A:a, \epsilon) &= \sigma(a, _) + C(A, \epsilon) \\
 W(A:a, B:b) &= \max(\sigma(a, b) + W(A, B), \\
 &\quad \sigma(_, b) + W(A:a, B), \\
 &\quad \sigma(a, _) + W(A, B:b))
 \end{aligned}$$

15-853

Page 11

$$\begin{aligned}
 W_{00} &= 0 \\
 W_{i0} &= W_{i-1,0} + \sigma(a_i, _) \\
 W_{0j} &= W_{0,j-1} + \sigma(_, b_j) \\
 W_{ij} &= \max \begin{cases} W_{i-1,j-1} + \sigma(a_i, b_j) \\ W_{i-1,j} + \sigma(a_i, _) \\ W_{i,j-1} + \sigma(_, b_j) \end{cases}
 \end{aligned}$$

15-853

Page 12

Dynamic programming

```

for i = 1 to n
  M[i,1] =  $\sigma(A[i], \_)$ 
for j = 1 to m
  M[1,j] =  $\sigma(\_, B[j])$ ;

for i = 1 to n
  for j = 1 to m
    M[i,j] = max3( $\sigma(A[i], B[j]) + M[i-1, j-1]$ ,
                   $\sigma(A[i], \_) + M[i-1, j]$ ,
                   $\sigma(\_, B[j]) + M[i, j-1]$ );

```

15-853

Page 13

Example

		B							c(x,y)					
		a	t	c	a	c	a	c	a	t	c	_		
A		0	-1	-2	-3	-4	-5	-6	-7	a	2	0	0	-1
	t	-1	0	1	0	-1	-2	-3	-4	b	0	2	1	-1
	c	-2	-1	1	3	2	1	0	-1	c	0	1	2	-1
	a	-3	0	0	2	5	4	3	2	_	-1	-1	-1	-1
	t	-4	-1	2	1	4	6	5	4					

_	t	c	a	t	_	_
a	t	c	a	c	a	c

3 blanks inserted = -3
 1 t-c match = 1
 3 perfect matches = 6
TOTAL = 4

15-853

Page 14

Optimizations

Space efficiency:

The divide-and-conquer technique still works.

The Ukkonen/Myers algorithm:

A variant works, but $O(dn)$ time is no longer guaranteed since the distance from the diagonal cannot in general be directly bounded by the score.

Bounds, however, can be given in terms of relative weights of matrix elements and the technique works reasonably well in practice.

Real Problem: solves global-alignment problem when biologists care about the local-alignment problem.

15-853

Page 15

Gap Penalties

Problem with technique so far: Longer indels (insertions or deletions) should not be weighted as the sum of single indels.

Gap: indel of k characters is a gap of length k

Gap score: let x_k be the score of a gap of length k

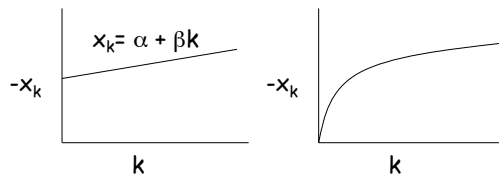
What is a good gap scoring function?

Can the dynamic programming approach be extended?

15-853

Page 16

Possible Gap Scores



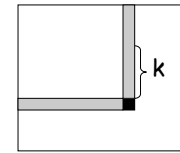
"affine gap model" "concave gap model"

Note that in the maximization problem, gap scores should be negative (α and β negative).

15-853

Page 17

Waterman-Smith-Beyer Algorithm



$$\begin{aligned}
 W_{00} &= 0 \\
 W_{i0} &= x_i \\
 W_{0j} &= x_j \\
 W_{ij} &= \max \begin{cases} W_{i-1, j-1} + \sigma(a_i, b_j) \\ \max_{k=1}^j \{W_{i, j-k} + x_k\} \\ \max_{k=1}^i \{W_{i-k, j} + x_k\} \end{cases}
 \end{aligned}$$

Every cell in the matrix has to calculate its score based on all previous elements in its row and column.

Time = $O(nm^2 + n^2m)$

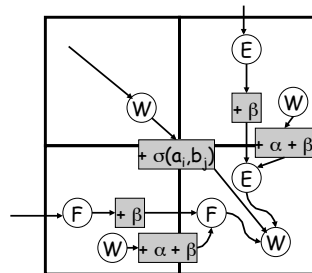
This is not very practical

15-853

Page 18

Affine Gap Model: $x_k = \alpha + \beta k$

Algorithm: (Gotoh '82) for each cell of the $n \times m$ matrix keep three values, E, F and W.



E = optimal alignment of form A, B:_
 F = optimal alignment of form A:_, B
 W = optimal alignment

Constant time per cell.
Total time: $O(nm)$

15-853

Page 19

Affine Gap Model: $x_k = \alpha + \beta k$

Can be written as:

$$\begin{aligned}
 E_{0j} &= -\infty & W_{00} &= 0 \\
 E_{ij} &= \max \begin{cases} E_{i-1, j} + \beta \\ W_{i-1, j} + \alpha + \beta \end{cases} & W_{i0} &= \alpha + \beta i \\
 F_{i0} &= -\infty & W_{0j} &= \alpha + \beta j \\
 F_{ij} &= \max \begin{cases} F_{i, j-1} + \beta \\ W_{i, j-1} + \alpha + \beta \end{cases} & W_{ij} &= \max \begin{cases} W_{i-1, j-1} + \sigma(a_i, b_j) \\ E_{ij} \\ F_{ij} \end{cases}
 \end{aligned}$$

15-853

Page 20

Other Gap Models

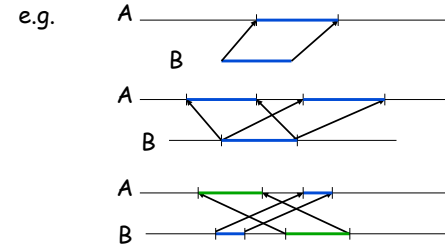
Function Form		Time
General		$O(nm^2 + n^2m)$
Affine	$x_k = \alpha + \beta k$	$O(nm)$
Logarithmic	$x_k = \alpha + \beta \log(k)$	$O(nm)?$
Concave Downwards		$O(nm \log n)$
Piecewise linear	s-segments	$O(snm)$

15-853

Page 21

Local Alignment

In practice we often need to match subregions of A with subregions of B.



We want to find the **best** matches with the same distance metric as before used within each match.

15-853

Page 22

Local Alignment

Algorithm: (Smith and Waterman '81)

$$\begin{aligned}
 W_{i0} &= 0 \\
 W_{0j} &= 0 \\
 W_{ij} &= \max \begin{cases} W_{i-1,j-1} + \sigma(a_i, b_j) \\ \max_{k=1}^j \{W_{i,j-k} + x_k\} \\ \max_{k=1}^i \{W_{i-k,j} + x_k\} \\ 0 \end{cases}
 \end{aligned}$$

With Gap Scores

$$\begin{aligned}
 W_{i0} &= 0 \\
 W_{0j} &= 0 \\
 W_{ij} &= \max \begin{cases} W_{i-1,j-1} + \sigma(a_i, b_j) \\ W_{i-1,j} + \sigma(a_i, _) \\ W_{i,j-1} + \sigma(_, b_j) \\ 0 \end{cases}
 \end{aligned}$$

Without Gap Scores

Only real difference from before is the 0 in the max.

We might want **global** or **local maximums**

15-853

Page 23

Example

		B							c(x,y)					
		a	t	c	a	c	a	c	a	t	c	_		
A	a	0	0	0	0	0	0	0	2	0	0	-1		
	t	0	0	2	→1	0	1	0	0	0	2	1	-1	
	c	0	0	0	1	4	→3	2	→1	2	0	1	2	-1
	a	0	2	→1	3	6	→5	4	→3	-1	-1	-1	-1	
	t	0	1	4	→3	5	7	→6	5					

The best local alignment corresponds to aligning "tcac" with "tcat." In general, may contain indels. Lower-scoring alignments may also be returned.

15-853

Page 24

Database Search

Basic model:

1. User selects a database and submits a source sequence S , typically via the web (or email)
2. The remote computer compares S to each target T in its database. The runtime depends on the length of S and the size of the database.
3. The remote computer returns a ranked list of the "best" hits found in the database, usually based on local alignment.

Example of BLAST

15-853

Page 25

Algorithms in the "real world"

Dynamic programming is too expensive for local alignment even with optimizations.

Heuristics are used that approximate the dynamic programming solution. Dynamic program is often used at end to give final score.

Main two programs in practice:

- **FASTA** (1985)
- **BLAST** (Basic Local Alignment Search Tool) (1990)

Lipman involved in both, Myers involved in BLAST.

There are many variants of both.

15-853

Page 26

FASTA and BLAST

The idea of both algorithms is to find approximate matches by composing smaller exact matches.

Both algorithms loop over each string T in the database and find the "heuristically" best match for the search string along with its score (assuming the score is above some threshold).

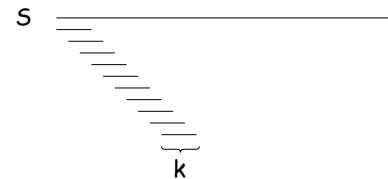
The matches across T in the database are returned in rank order (highest-score first).

15-853

Page 27

FASTA: Step 1

Break source S into k -tuples (adjacent sequence of k characters) using a "sliding window". Typically $k=1$ or 2 for proteins, and $k=4-6$ for DNA.



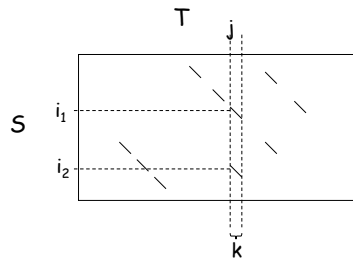
Create a table that maps each k -tuple value found to all the start positions with that value

15-853

Page 28

FASTA: Step 2

Linearly search T for each k-tuple belonging to S and bucket the hits (called "hot spots") by diagonal.



At T_j there are two hits in the table giving positions i_1 and i_2 in S, which are in diagonals $j - i_1$ and $j - i_2$

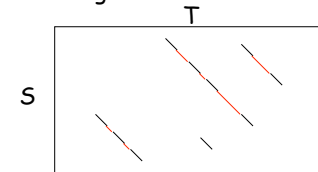
15-853

Page 29

FASTA: Step 3

Join hits along diagonals into runs by

1. Giving each hit a positive score and each space between hits a negative score that increases with distance.
 2. Finding runs that have maximal score (i.e. the sum of the scores cannot be increased by extending the run).
- There might be more than one such run in a diagonal.



Extends only along diagonals — does not allow gaps.

15-853

Page 30

FASTA: Step 4

Select top 10 scores from step 3, and re-score them using a substitution matrix (e.g. BLOSUM62).

The best score is called $init_1$.

Any scores below a threshold is thrown out. This leaves between 0 and 10 runs.

15-853

Page 31

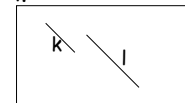
FASTA: Step 5

Each diagonal run k can be described by the start location in the matrix, (i_k, j_k) , and its length, d_k .

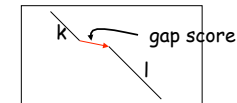
We say that run l dominates run k if

$$i_l \leq i_k + d \text{ and } j_l \leq j_k + d.$$

For all pairs of runs l, k such that l dominates k , score the gap from the end of run k to the start of run l .



l does not dominate k



l dominates k

15-853

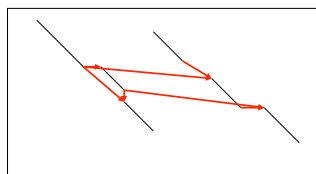
Page 32

FASTA: Step 6

Create a graph in which

1. each run is a **vertex** weighted by its score
2. each pair (l,k) with l dominating k is an **edge** weighted by the gap score

Find the heaviest weight path in the graph, where the vertex weight is included in the path length.



15-853

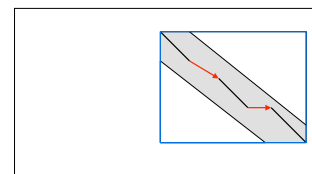
Page 33

FASTA: Step 7

After the path is found, we know the start and end of the aligned substrings.

Dynamic programming is used to give a more accurate score for the alignment given those substrings.

We now have a global alignment problem, so we can use the Myers/Ukkonen algorithm.



15-853

Page 34

FASTA: Summary

1. Break source S into k-tuples (adjacent sequence of k characters). Typically k=2 for proteins.

For each T in the database

2. Find all occurrences of tuples of S in T.
3. Join matches along diagonals if they are nearby
4. Re-score top 10 matches using, e.g. Blosum matrix.

Method 1: (init_n)

5. With top 10 scored matches, make a weighted graph representing scores and gap scores between matches.
6. Find heaviest path in the graph,
7. re-score the path using dynamic programming

Method 2: (opt)

5. With top match, score band of width w around the diagonal
- Rank order the matches found in steps 2-7.

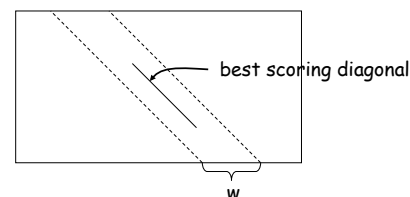
15-853

Page 35

FASTA: Step 5, Method 2

Select best score for a diagonal (this was init₁)

Use dynamic programming to score a band of width w (typically 16 or 32 for proteins) around the best diagonal



15-853

Page 36

BLAST

1. Break source S into k -tuples (adjacent sequence of k characters). Typically $k=3$ for proteins.
2. For each k -tuple w (word), find all possible k -tuples that score better than **threshold t** when compared to w (using e.g. BLOSUM matrix). This gives an expanded set S_e of k -tuples.

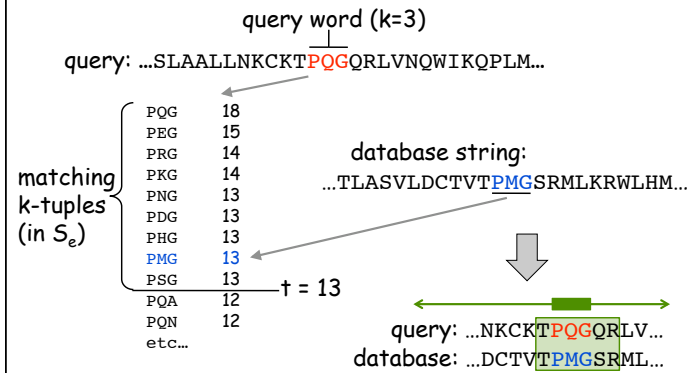
For each T in the database

3. Find all occurrences (hits) of S_e in T .
4. Extend each hit along the diagonal to find a locally maximum score, and keep if above a **threshold s** . This is called a high-scoring pair (**HSP**). This extension takes 90% of the time.
Optimization: only do this if two hits are found nearby on the diagonal.

15-853

Page 37

BLAST



15-853

Page 38

BLAST

The initial BLAST did not deal with indels (gaps), but a similar method as in FASTA (i.e. based on a graph) can be, and is now, used.

The BLAST thresholds are set based on statistical analysis to make sure that few false positives are found, while not having many false negatives.

Note that the main difference from FASTA is the use of a substitution matrix in the first stage, thus allowing a larger k for the same accuracy.

A finite-state-machine is used to find k -tuples in T , and runs in $O(|T|)$ time independently of k .

[The BLAST page](#)

15-853

Page 39