



# From Bits through Integers

18-213/18-613

Introduction to Computer Systems

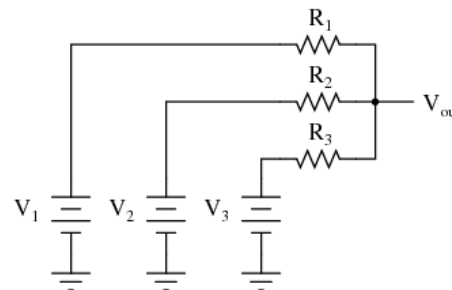
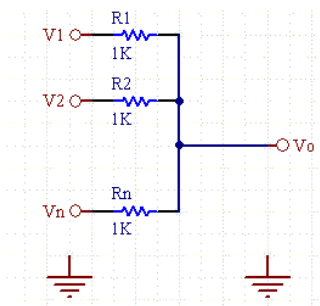
2<sup>nd</sup> Lecture, Spring 2025

# Bits, Bytes, and Integers

- **Representing information as bits** CSAPP 2.1
- **Bit-level manipulations**
- **Integers** CSAPP 2.2
  - Representation: unsigned and signed
  - Conversion, casting
  - Expanding, truncating
  - Addition, negation, multiplication, shifting CSAPP 2.3
- **Byte Ordering** CSAPP 2.1.3

# Analog Computers

- Before digital computers there were analog computers.
- Consider a couple of simple analog computers:
  - A simple circuit can allow one to adjust voltages using variable resistors and measure the output using a volt meter:
  - A simple network of adjustable parallel resistors can allow one to find the average of the inputs.

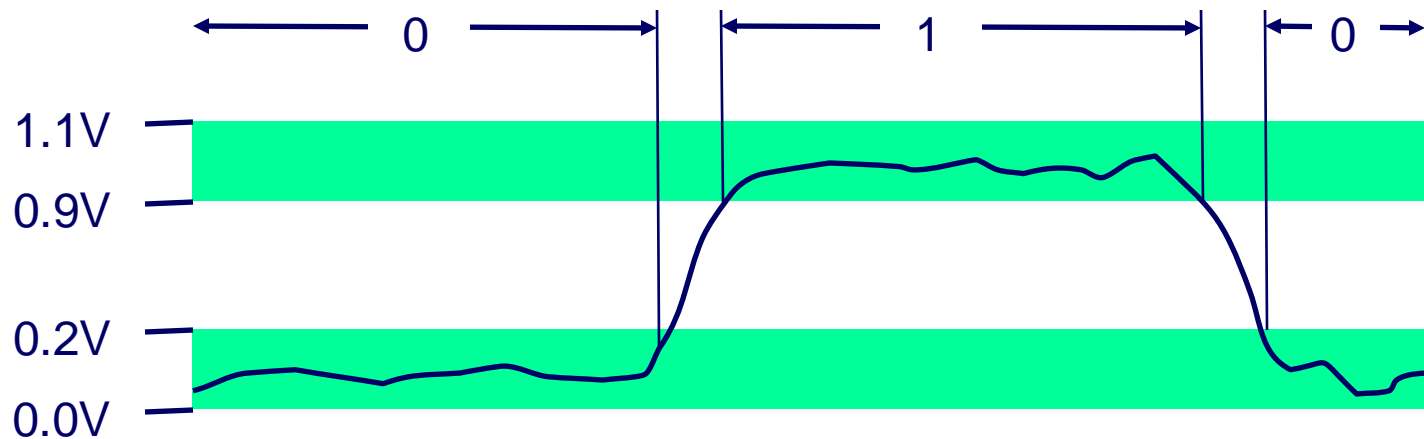


<https://www.daycounter.com/Calculators/Voltage-Summer/Voltage-Summer-Calculator.phtml>

<https://www.quora.com/What-is-the-most-basic-voltage-adder-circuit-without-a-transistor-op-amp-and-any-external-supply>

# Needing Less Accuracy, Precision is Better

- **We don't try to measure exactly**
  - We just ask, is it high enough to be “On”, or
  - Is it low enough to be “Off”.
- **We have two states, so we have a binary, or 2-ary, system.**
  - We represent these states as 0 and 1
- **Now we can easily interpret, communicate, and duplicate signals well enough to know what they mean.**



# Binary Representation

- **Binary representation leads to a simple binary, i.e. base-2, numbering system**
  - 0 represents 0
  - 1 represents 1
  - Each “place” represents a power of two, exactly as each place in our usual “base 10”, 10-ary numbering system represents a power of 10
- **By encoding/interpreting sets of bits in various ways, we can represent different things:**
  - Operations to be executed by the processor, numbers, enumerable things, such as text characters
- **As long as we can assign it to a discrete number, we can represent it in binary**

# Binary Representation: Simple Numbers

- For example, we can count in binary, a base-2 numbering system

- 000, 001, 010, 011, 100, 101, 110, 111, ...
  - $000 = 0*2^2 + 0*2^1 + 0*2^0 = 0$  (in decimal)
  - $001 = 0*2^2 + 0*2^1 + 1*2^0 = 1$  (in decimal)
  - $010 = 0*2^2 + 1*2^1 + 0*2^0 = 2$  (in decimal)
  - $011 = 0*2^2 + 1*2^1 + 1*2^0 = 3$  (in decimal)
  - Etc.

- For reference, consider some base-10 examples:

- $000 = 0*10^2 + 0*10^1 + 0*10^0$
- $001 = 0*10^2 + 0*10^1 + 1*10^0$
- $357 = 3*10^2 + 5*10^1 + 7*10^0$

# Hexadecimal and Octal

- **Writing out numbers in binary takes too many digits**
- **We want a way to represent numbers more densely such that fewer digits are required**
  - But also such that it is easy to get at the bits that we want
- **Any power-of-two base provides this property**
  - Octal, e.g. base-8, and hexadecimal, e.g. base-16 are the closest to our familiar base-10.
  - Each has been used by “computer people” over time
  - Hexadecimal is often preferred because it is denser.

# Hexadecimal

## ■ Hexadecimal $00_{16}$ to $FF_{16}$

- Base 16 number representation
- Use characters '0' to '9' and 'A' to 'F'

## ■ Consider $1A2B$ in Hexadecimal:

- $1*16^3 + A*16^2 + 2*16^1 + B*16^0$
- $1*16^3 + 10*16^2 + 2*16^1 + 11*16^0 = 6699$  (decimal)
- The C Language prefixes hexadecimal numbers with "0x" so they aren't confused with decimal numbers
- Write  $FA1D37B_{16}$  in C as
  - `0xFA1D37B`
  - `0xfa1d37b`

Hex	Decimal	Binary
0	0	0000
1	1	0001
2	2	0010
3	3	0011
4	4	0100
5	5	0101
6	6	0110
7	7	0111
8	8	1000
9	9	1001
A	10	1010
B	11	1011
C	12	1100
D	13	1101
E	14	1110
F	15	1111

18213: 0100 0111 0010 0101  
 4 7 2 5

# Today: Bits, Bytes, and Integers

- Representing information as bits
- **Bit-level manipulations**
- **Integers**
  - Representation: unsigned and signed
  - Conversion, casting
  - Expanding, truncating
  - Addition, negation, multiplication, shifting
- **Byte Ordering**

# Boolean Algebra

## ■ Developed by George Boole in 19th Century

- Algebraic representation of logic
  - Encode “True” as 1 and “False” as 0

## And

- $A \& B = 1$  when both  $A=1$  and  $B=1$

$\&$	0	1
0	0	0
1	0	1

## Or

- $A | B = 1$  when either  $A=1$  or  $B=1$

	0	1
0	0	1
1	1	1

## Not

- $\sim A = 1$  when  $A=0$

$\sim$	
0	1
1	0

## Exclusive-Or (Xor)

- $A \wedge B = 1$  when either  $A=1$  or  $B=1$ , but not both

$\wedge$	0	1
0	0	1
1	1	0

# General Boolean Algebras

## ■ Operate on Bit Vectors

- Operations applied bitwise

01101001	01101001	01101001	01101001
& 01010101	01010101	^ 01010101	~ 01010101
01000001	01111101	00111100	10101010

## ■ All of the Properties of Boolean Algebra Apply

# Example: Representing & Manipulating Sets

## ■ Representation

- Width  $w$  bit vector represents subsets of  $\{0, \dots, w-1\}$
- $a_j = 1$  if  $j \in A$

- 01101001          { 0, 3, 5, 6 }

- 76543210

- 01010101          { 0, 2, 4, 6 }

- 76543210

## ■ Operations

- &    Intersection          01000001          { 0, 6 }
- |    Union                    01111101          { 0, 2, 3, 4, 5, 6 }
- ^    Symmetric difference    00111100          { 2, 3, 4, 5 }
- ~    Complement                10101010          { 1, 3, 5, 7 }

# Bit-Level Operations in C

## ■ Operations $\&$ , $|$ , $\sim$ , $\wedge$ Available in C

- Apply to any “integral” data type
  - long, int, short, char, unsigned
- View arguments as bit vectors
- Arguments applied bit-wise

## ■ Examples (Char data type)

- $\sim 0x41 \rightarrow$ 
  -
- $\sim 0x00 \rightarrow$ 
  -
- $0x69 \& 0x55 \rightarrow$ 
  -
- $0x69 | 0x55 \rightarrow$ 
  -

Hex	Decimal	Binary
0	0	0000
1	1	0001
2	2	0010
3	3	0011
4	4	0100
5	5	0101
6	6	0110
7	7	0111
8	8	1000
9	9	1001
A	10	1010
B	11	1011
C	12	1100
D	13	1101
E	14	1110
F	15	1111

# Bit-Level Operations in C

## ■ Operations `&`, `|`, `~`, `^` Available in C

- Apply to any “integral” data type
  - long, int, short, char, unsigned
- View arguments as bit vectors
- Arguments applied bit-wise

## ■ Examples (Char data type)

- `~0x41` → 1011 1110
- `~0x00` → 1111 1111
- `0x69 & 0x55:`                      `0x69 | 0x55:`

0110 1001	0110 1001
<code>&amp;</code> 0101 0101	<code> </code> 0101 0101
-----	-----
0100 0001	0111 1101

Hex	Decimal	Binary
0	0	0000
1	1	0001
2	2	0010
3	3	0011
4	4	0100
5	5	0101
6	6	0110
7	7	0111
8	8	1000
9	9	1001
A	10	1010
B	11	1011
C	12	1100
D	13	1101
E	14	1110
F	15	1111

# Contrast: Logic Operations in C

## ■ Contrast to Bit-Level Operators

- Logic Operations: `&&`, `||`, `!`
  - View 0 as “False”
  - Anything nonzero as “True”
  - Always return 0 or 1
  - Early termination

## ■ Examples (char data type)

- `!0x41` → `0x00`
- `!0x00` → `0x01`
- `!!0x41` → `0x01`
  
- `0x69 && 0x55` → `0x01`
- `0x69 || 0x55` → `0x01`
- `p && *p` (avoids null pointer access)

Watch out for `&&` vs. `&` (and `||` vs. `|`)...  
Super common C programming pitfall!

# Shift Operations

- **Left Shift:**  $x \ll y$ 
  - Shift bit-vector  $x$  left  $y$  positions
    - Throw away extra bits on left
    - Fill with 0's on right
- **Right Shift:**  $x \gg y$ 
  - Shift bit-vector  $x$  right  $y$  positions
    - Throw away extra bits on right
  - Logical shift
    - Fill with 0's on left
  - Arithmetic shift
    - Replicate most significant bit on left
- **Undefined Behavior**
  - Shift amount  $< 0$  or  $\geq$  word size

Argument $x$	01100010
$\ll 3$	00010000
Log. $\gg 2$	00011000
Arith. $\gg 2$	00011000

Argument $x$	10100010
$\ll 3$	00010000
Log. $\gg 2$	00101000
Arith. $\gg 2$	11101000

# Today: Bits, Bytes, and Integers

- Representing information as bits
- Bit-level manipulations
- **Integers**
  - Representation: unsigned and signed
  - Conversion, casting
  - Expanding, truncating
  - Addition, negation, multiplication, shifting

# Binary Number Lines


- In binary, the number of bits in the data type size determines the number of points on the number line.
  - We can assign the points any meaning we'd like

- Consider the following examples:

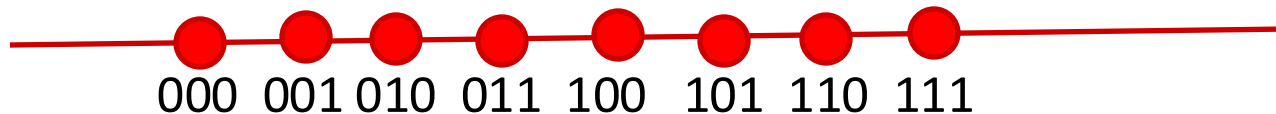
- 1 bit number line



- 2 bit number line

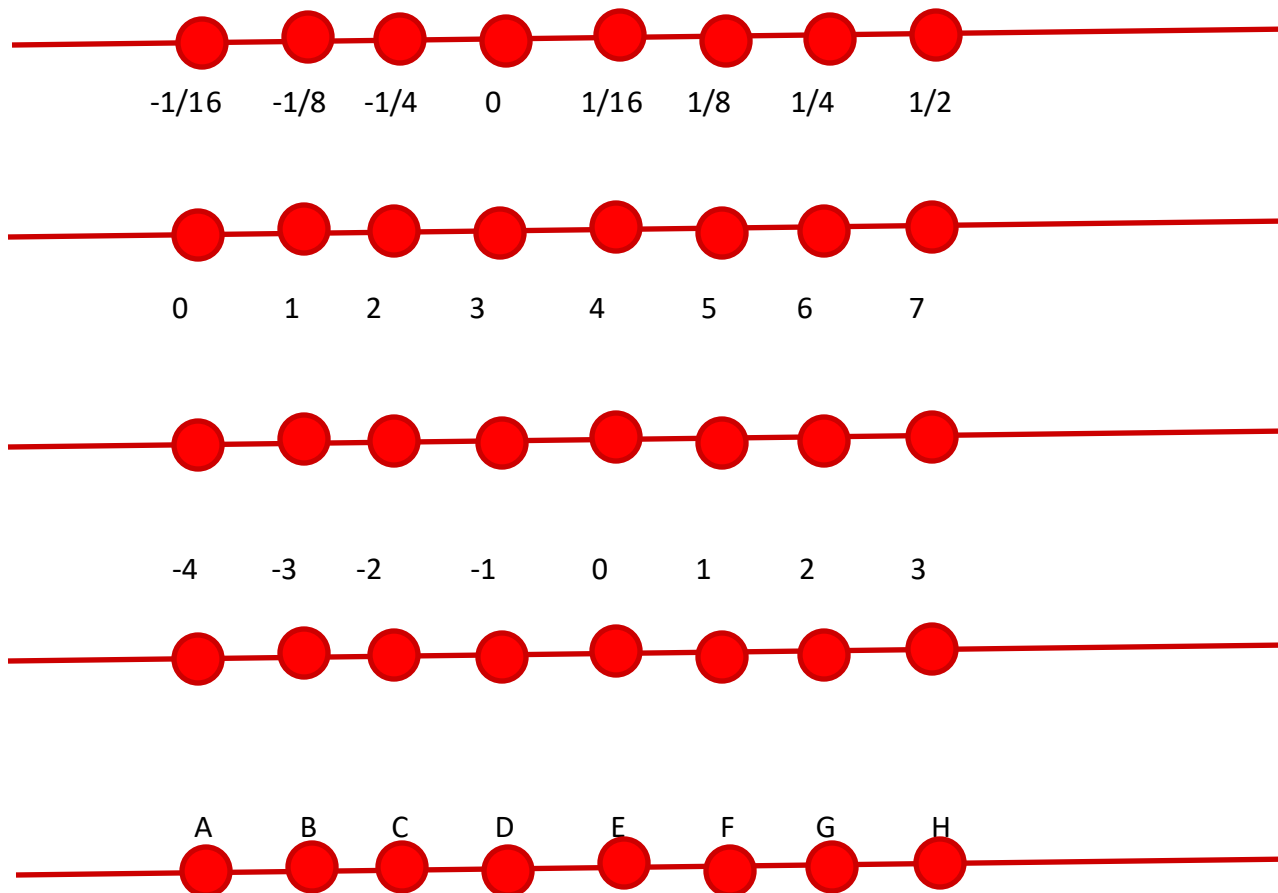


- 3 bit number line



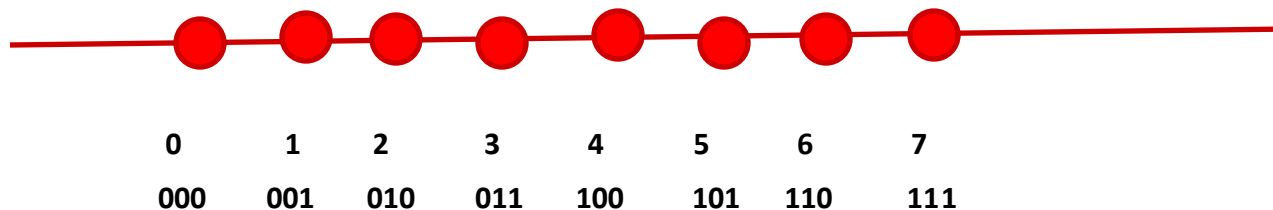
# Some Purely Imaginary Examples

## ■ 3 bit number line



# Overflow

- Let's consider a simple 3 digit number line:



- What happens if we add 1 to 7?
  - In other words, what happens if we add 1 to 111?
- $111 + 001 = 1\ 000$ 
  - But, we only get 3 bits – so we lose the leading-1.
  - This is called overflow
- The result is 000

# Modulus Arithmetic

## ■ Let's explore this idea of overflow some more

- $111 + 001 = 1\ 000 = 000$
- $111 + 010 = 1\ 001 = 001$
- $111 + 011 = 1\ 010 = 010$
- $111 + 100 = 1\ 011 = 011$
- ...
- $111 + 110 = 1\ 101 = 101$
- $111 + 111 = 1\ 110 = 110$

## ■ So, arithmetic “wraps around” when it gets “too positive”

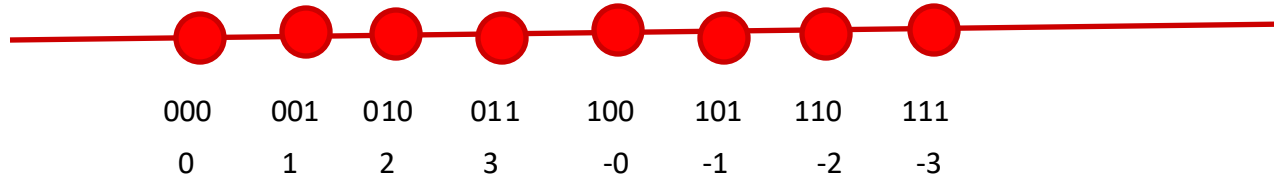
# Unsigned and Non-Negative Integers

- We'll use the term “ints” to mean the finite set of integer numbers that we can represent on a number line enumerated by some fixed number of bits, i.e. *bit width*.
- We normally represent unsigned and non-negative int using simple binary as we have already discussed
  - An “unsigned” int is any int on a number line, e.g. of a data type, that doesn't contain any negative numbers
  - A non-negative number is a number greater than or equal to ( $\geq$ ) 0 on a number line, e.g. of a data type, that does contain negative numbers

# How represent negative Numbers?

## ■ We could use the leading bit as a *sign bit*:

- 0 means non-negative
- 1 means negative



## ■ This has some benefits

- It lets us represent negative and non-negative numbers
- 0 represents 0

## ■ It also has some drawbacks

- There is a -0, which is the same as 0, except that it is different
- How to add such numbers  $1 + -1$  should equal 0
  - But, by simple math,  $001 + 101 = 110$ , which is -2?

# A Magic Trick!

## ■ Let's just start with three ideas:

- 1 should be represented as 1
- $-1 + 1 = 0$
- We want addition to work in the familiar way, with simple rules.

## ■ We want a situation where “-1” + 1 = 0

## ■ Consider a 3 bit number:

- $001 + \text{“-1”} = 0$
- $001 + 111 = 0$ 
  - Remember  $001 + 111 = 1\ 000$ , and the leading one is lost to overflow.

## ■ “-1” = 111

- Yep!

# Negative Numbers

## ■ Well, if 111 is -1, what is -2?

- $-1 - 1$
- $111 - 001 = 110$

## ■ Does that really work?

- If it does  $-2 + 2 = 0$
- $110 + 010 = 1\ 000 = 000$

## ■ $-2 + 5$ should be 3, right?

- $110 + 101 = 1\ 011 = 011$

# Finding $-x$ the easy way

- **Given a non-negative number in binary, e.g. 5, represented with a fixed bit width, e.g. 4**
  - 0101
- **We can find its negative by flipping each bit and adding 1**
  - 0101      This is 5
  - 1010      This is the “ones complement of 5”, e.g. 5 with bits flipped
  - 1011      This is the “twos complement of 5”, e.g. 5 with the bits flipped and 1 added
  - $0101 + 1011 = 1\ 0000 = 0000$
  - $-x = \sim x + 1$
- **Because of the fixed width, the “two’s complement” of a number can be used as its negative.**

# Why Does This Work?

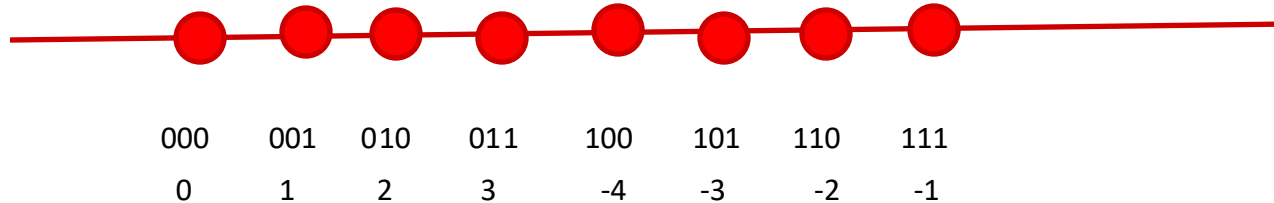
- Consider any number and its (ones) complement:
  - 0101
  - 1010
  
- They are called complements because complementary bits are set. As a result, if they are added, all bits are necessarily set:
  - $0101 + 1010 = 1111$
  
- Adding 1 to the sum of a number and its complement necessarily results in a 0 due to overflow
  - $(0101 + 1010) + 1 = 1111 + 1 = 1\ 0000 = 0000$
  
- And if  $x + y = 0$ ,  $y$  must equal  $-x$

# Why Does This Work? *Cont.*

- **If  $x + y = 0$** 
  - $y$  must equal  $-x$
  
- **So if  $x + (\text{Complement}(x) + 1) = 0$** 
  - $\text{Complement}(x) + 1$  must equal  $-x$
  
- **Another way of looking at it:**
  - if  $x + (\text{Complement}(x) + 1) = 0$
  - $x + \text{Complement}(x) = -1$
  - $x = -1 - \text{Complement}(x)$
  - $-x = 1 + \text{Complement}(x)$

# Visualizing Two's Complement

- Numbers “wrap around” with -1 at the very end



- **A few things to note:**

- All negative numbers start with a “1”
  - E.g. 100 is “-4”
- You can view the leading “1” as introducing a “-4”
  - E.g.  $101 = 1 \cdot -4 + 0 \cdot 2 + 1 \cdot 1 = -3$
  - But  $010 = 0 \cdot -4 + 1 \cdot 2 + 0 \cdot 1 = 2$
- -4 is missing a positive partner

# Complement & Increment Examples

$x = 0$

	Decimal	Hex	Binary
0	0	00 00	00000000 00000000
$\sim 0$	-1	FF FF	11111111 11111111
$\sim 0 + 1$	0	00 00	00000000 00000000

$x = \text{Tmin}$  (The most negative two's complement number)

	Decimal	Hex	Binary
$x$	-32768	80 00	10000000 00000000
$\sim x$	32767	7F FF	01111111 11111111
$\sim x + 1$	-32768	80 00	10000000 00000000

**Canonical counter example**

# Encoding Integers: Dense Form

Unsigned

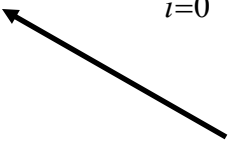
$$B2U(X) = \sum_{i=0}^{w-1} x_i \cdot 2^i$$

Two's Complement

$$B2T(X) = -x_{w-1} \cdot 2^{w-1} + \sum_{i=0}^{w-2} x_i \cdot 2^i$$

```
short int x = 15213;
short int y = -15213;
```

Sign  
Bit



- **C does not mandate using two's complement**
  - But, most machines do, and we will assume so
- **C short (2 bytes long)**

	Decimal	Hex	Binary
<b>x</b>	15213	3B 6D	00111011 01101101
<b>y</b>	-15213	C4 93	11000100 10010011

- **Sign Bit**
  - For 2's complement, most significant bit indicates sign
    - 0 for nonnegative, 1 for negative

# Numeric Ranges

## ■ Unsigned Values

- $UMin = 0$   
000...0
- $UMax = 2^w - 1$   
111...1

## ■ Two's Complement Values

- $TMin = -2^{w-1}$   
100...0
- $TMax = 2^{w-1} - 1$   
011...1
- Minus 1  
111...1

Values for  $W = 16$

	Decimal	Hex	Binary
<b>UMax</b>	<b>65535</b>	<b>FF FF</b>	<b>11111111 11111111</b>
<b>TMax</b>	<b>32767</b>	<b>7F FF</b>	<b>01111111 11111111</b>
<b>TMin</b>	<b>-32768</b>	<b>80 00</b>	<b>10000000 00000000</b>
<b>-1</b>	<b>-1</b>	<b>FF FF</b>	<b>11111111 11111111</b>
<b>0</b>	<b>0</b>	<b>00 00</b>	<b>00000000 00000000</b>

# Quiz Time! (Canvas)

## Quizzes > Day 2 – Binary and Int

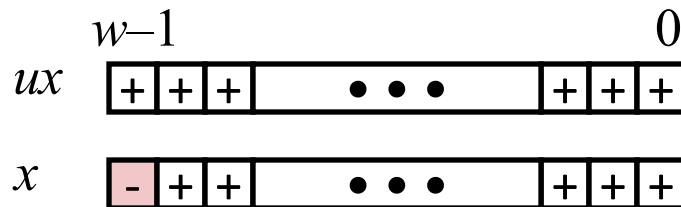
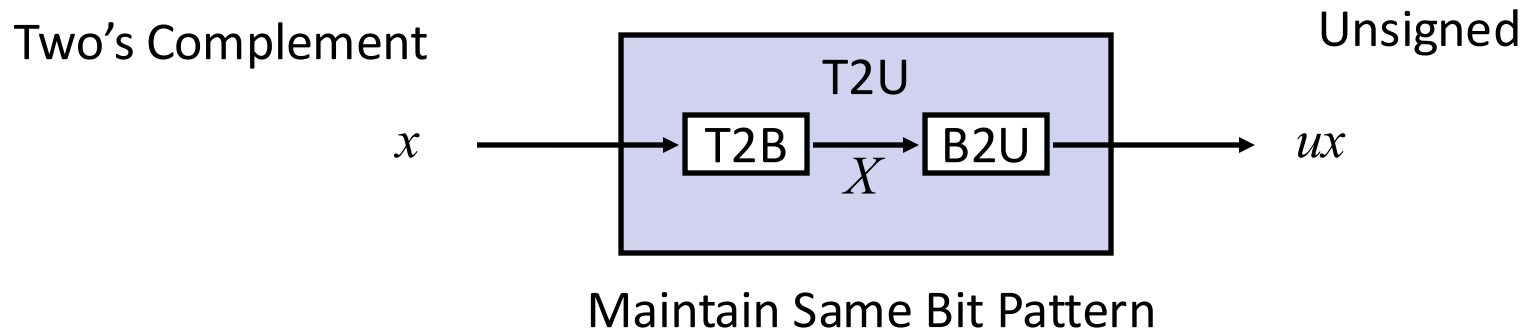
# Today: Bits, Bytes, and Integers

- Representing information as bits
- Bit-level manipulations
- **Integers**
  - Representation: unsigned and signed
  - **Conversion, casting**
  - Expanding, truncating
  - Addition, negation, multiplication, shifting
- **Byte Ordering**

# Mapping Signed $\leftrightarrow$ Unsigned

Bits	Signed	Unsigned
0000	0	0
0001	1	1
0010	2	2
0011	3	3
0100	4	4
0101	5	5
0110	6	6
0111	7	7
1000	-8	8
1001	-7	9
1010	-6	10
1011	-5	11
1100	-4	12
1101	-3	13
1110	-2	14
1111	-1	15

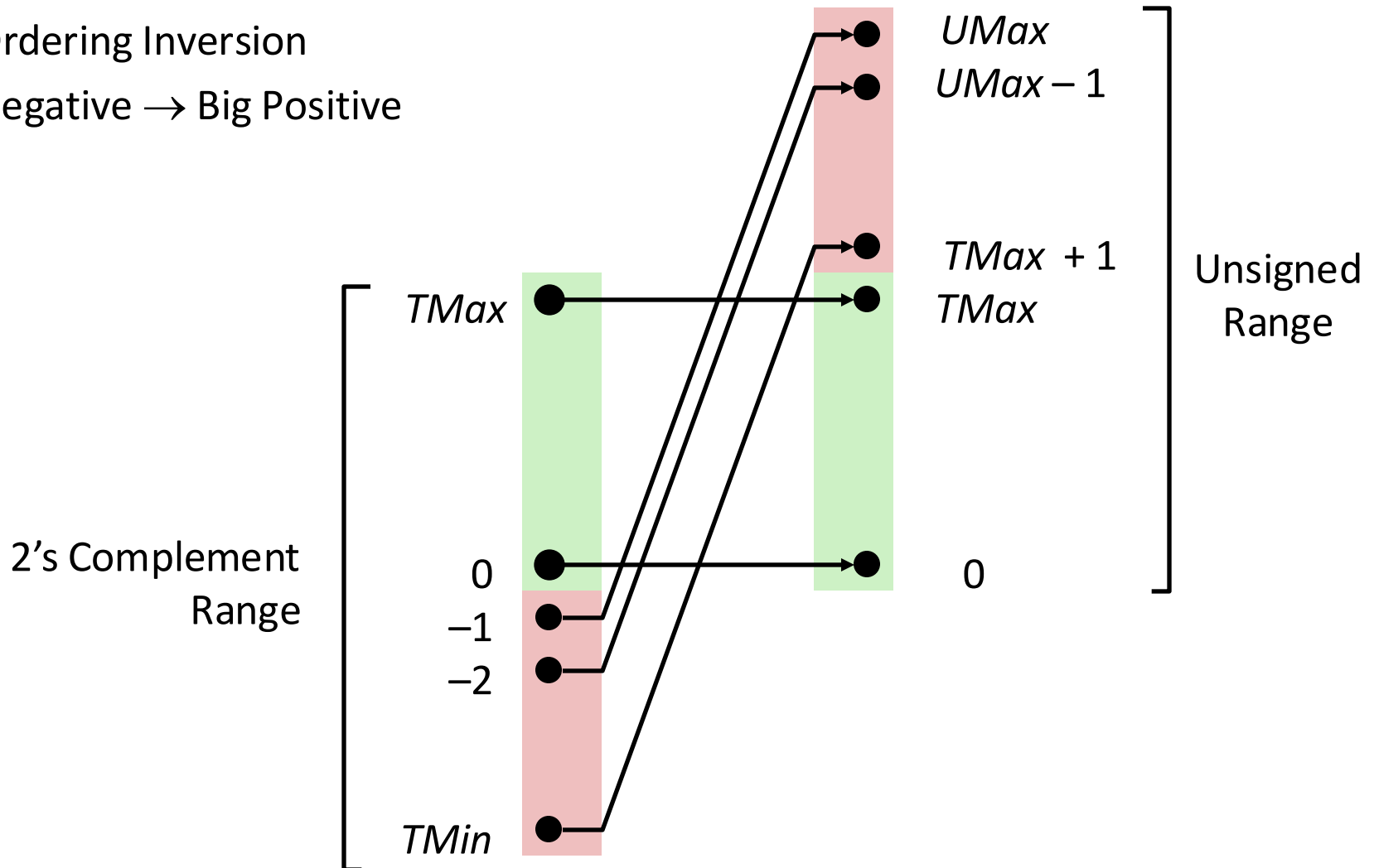
# Relation between Signed & Unsigned



Large negative weight  
*becomes*  
Large positive weight

# Conversion Visualized

- 2's Comp. → Unsigned
  - Ordering Inversion
  - Negative → Big Positive



# Signed vs. Unsigned in C

## ■ Constants

- By default are considered to be signed integers
- Unsigned if have “U” as suffix

`0U, 4294967259U`

## ■ Casting

- Explicit casting between signed & unsigned same as U2T and T2U

```
int tx, ty;
unsigned ux, uy;
tx = (int) ux;
uy = (unsigned) ty;
```

- Implicit casting also occurs via assignments and procedure calls

```
tx = ux;                int fun(unsigned u);
uy = ty;                uy = fun(tx);
```

# Casting Surprises

## ■ Expression Evaluation

- If there is a mix of unsigned and signed in single expression, *signed values implicitly cast to unsigned*
- Including comparison operations  $<$ ,  $>$ ,  $==$ ,  $<=$ ,  $>=$
- Examples for  $W = 32$ : **TMIN = -2,147,483,648** , **TMAX = 2,147,483,647**

■ Constant <sub>1</sub>	Constant <sub>2</sub>	Relation	Evaluation
0	0U	==	unsigned
-1	0	<	signed
-1	0U	>	unsigned
2147483647	-2147483647-1	>	signed
2147483647U	-2147483647-1	<	unsigned
-1	-2	>	signed
(unsigned)-1	-2	>	unsigned
2147483647	2147483648U	<	unsigned
2147483647	(int) 2147483648U	>	signed

# Summary

## Casting Signed $\leftrightarrow$ Unsigned: Basic Rules

- Bit pattern is maintained
- But reinterpreted
- Can have unexpected effects: adding or subtracting  $2^w$
- Expression containing signed and unsigned int
  - `int` is cast to `unsigned`!!

# Today: Bits, Bytes, and Integers

- Representing information as bits
- Bit-level manipulations
- **Integers**
  - Representation: unsigned and signed
  - Conversion, casting
  - **Expanding, truncating**
  - Addition, negation, multiplication, shifting
- **Byte Ordering**

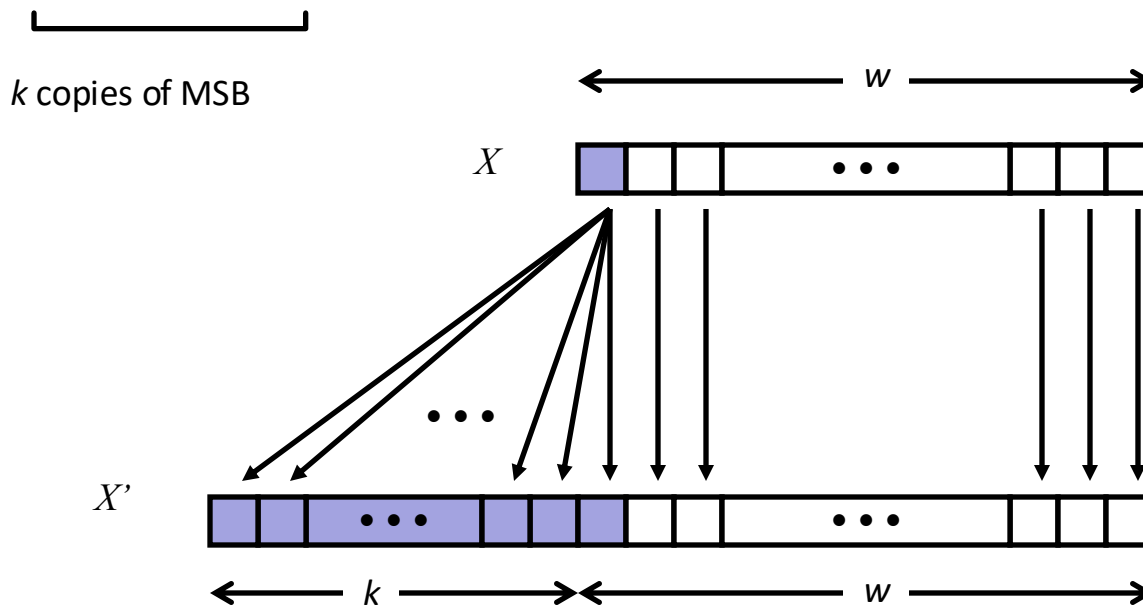
# Sign Extension

## ■ Task:

- Given  $w$ -bit signed integer  $x$
- Convert it to  $w+k$ -bit integer with same value

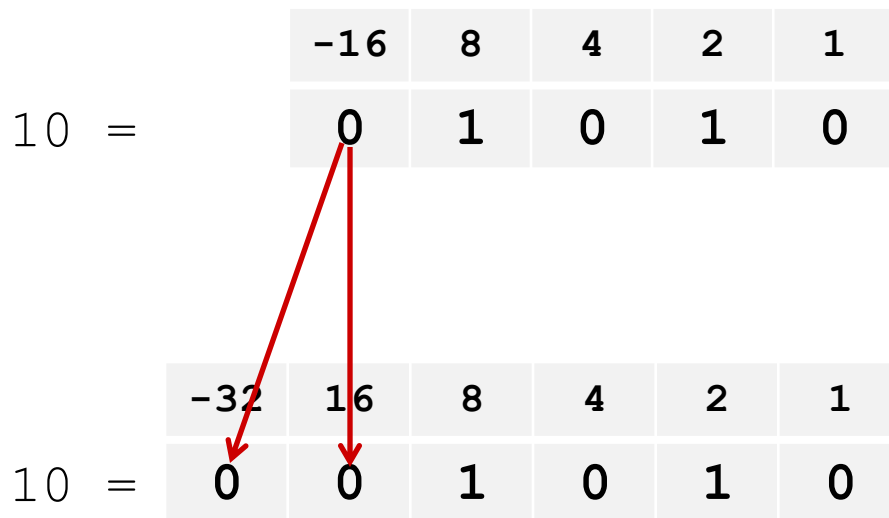
## ■ Rule:

- Make  $k$  copies of sign bit:
- $X' = \underbrace{x_{w-1}, \dots, x_{w-1}}_{k \text{ copies of MSB}}, x_{w-1}, x_{w-2}, \dots, x_0$

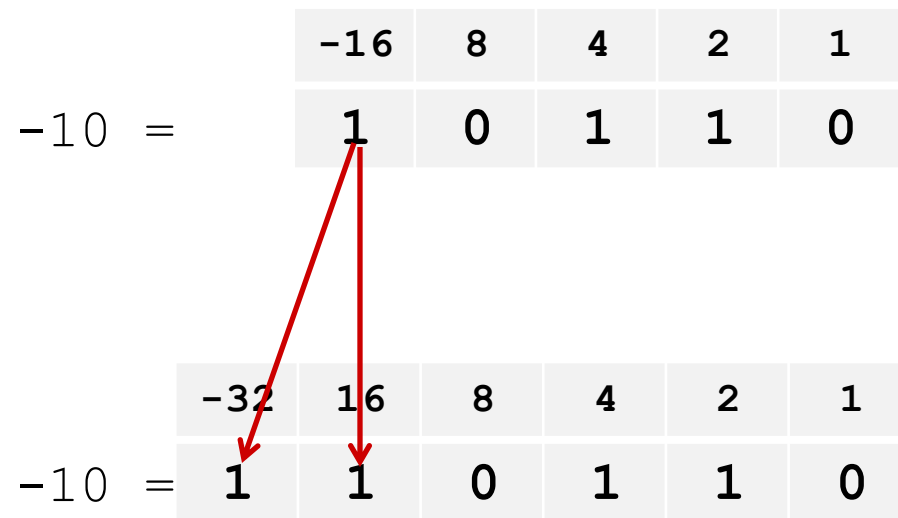


# Sign Extension: Simple Example

Positive number



Negative number



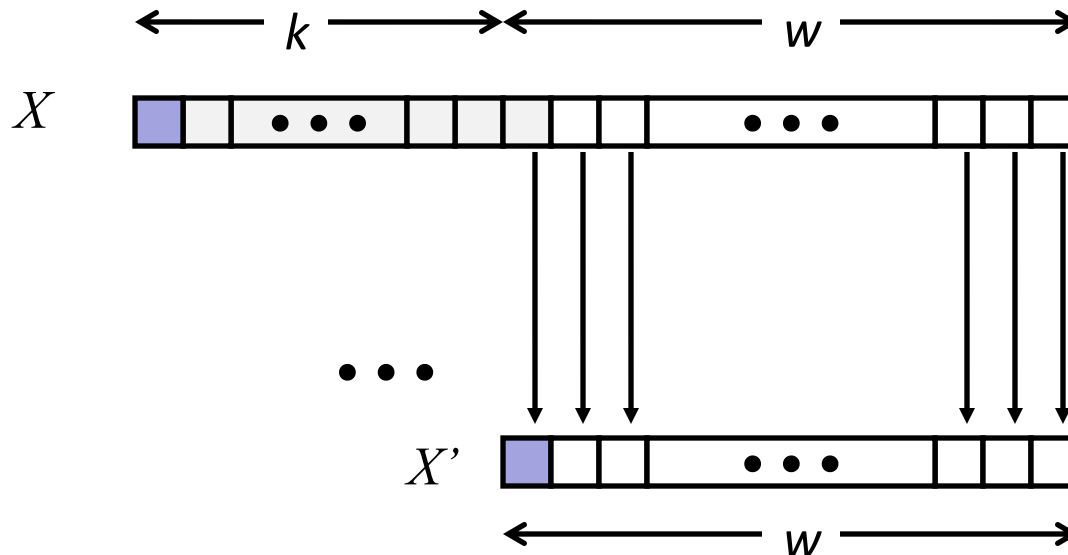
# Truncation

## ■ Task:

- Given  $k+w$ -bit signed or unsigned integer  $X$
- Convert it to  $w$ -bit integer  $X'$  with same value for “small enough”  $X$

## ■ Rule:

- Drop top  $k$  bits:
- $X' = x_{w-1}, x_{w-2}, \dots, x_0$



# Truncation: Simple Example

## No sign change

	-16	8	4	2	1
2 =	0	0	0	1	0

	-8	4	2	1
2 =	0	0	1	0

$$2 \bmod 16 = 2$$

	-16	8	4	2	1
-6 =	1	1	0	1	0

	-8	4	2	1
-6 =	1	0	1	0

$$-6 \bmod 16 = 26U \bmod 16 = 10U = -6$$

## Sign change

	-16	8	4	2	1
10 =	0	1	0	1	0

	-8	4	2	1
-6 =	1	0	1	0

$$10 \bmod 16 = 10U \bmod 16 = 10U = -6$$

	-16	8	4	2	1
-10 =	1	0	1	1	0

	-8	4	2	1
6 =	0	1	1	0

$$-10 \bmod 16 = 22U \bmod 16 = 6U = 6$$

# Summary:

## Expanding, Truncating: Basic Rules

- **Expanding (e.g., short int to int)**
  - Unsigned: zeros added
  - Signed: sign extension
  - Both yield expected result
  
- **Truncating (e.g., unsigned to unsigned short)**
  - Unsigned/signed: bits are truncated
  - Result reinterpreted
  - Unsigned: mod operation
  - Signed: similar to mod
  - For small (in magnitude) numbers yields expected behavior

# Today: Bits, Bytes, and Integers

- Representing information as bits
- Bit-level manipulations
- **Integers**
  - Representation: unsigned and signed
  - Conversion, casting
  - Expanding, truncating
  - **Addition, negation, multiplication, shifting**
- Byte Ordering

# Unsigned Addition

Operands:  $w$  bits



True Sum:  $w+1$  bits



Discard Carry:  $w$  bits



## ■ Standard Addition Function

- Ignores carry output

## ■ Implements Modular Arithmetic

$$s = \text{UAdd}_w(u, v) = u + v \bmod 2^w$$

unsigned char	1110 1001	E9	223
	+ 1101 0101	+ D5	+ 213
	1 1011 1110	1BE	446
	1011 1110	BE	190

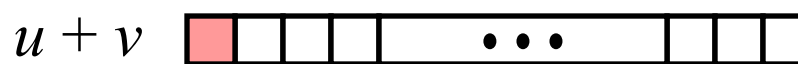
	Hex	Decimal	Binary
0	0	0000	
1	1	0001	
2	2	0010	
3	3	0011	
4	4	0100	
5	5	0101	
6	6	0110	
7	7	0111	
8	8	1000	
9	9	1001	
A	10	1010	
B	11	1011	
C	12	1100	
D	13	1101	
E	14	1110	
F	15	1111	

# Two's Complement Addition

Operands:  $w$  bits



True Sum:  $w+1$  bits



Discard Carry:  $w$  bits



## ■ TAdd and UAdd have Identical Bit-Level Behavior

- Signed vs. unsigned addition in C:

```
int s, t, u, v;
```

```
s = (int) ((unsigned) u + (unsigned) v);
```

```
t = u + v
```

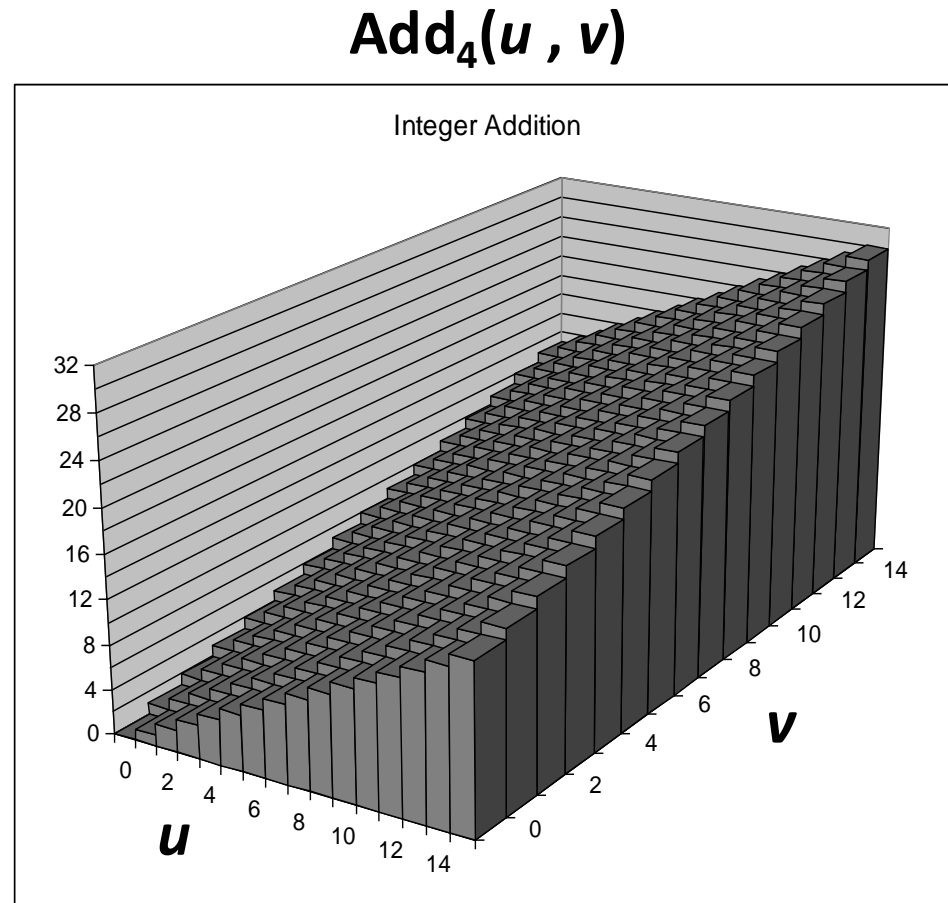
- Will give `s == t`

1110 1001	E9	-23
+ 1101 0101	+ D5	+ -43
1 1011 1110	1BE	-66
1011 1110	BE	-66

# Visualizing “True Sum” Integer Addition

## ■ Integer Addition

- 4-bit integers  $u, v$
- Compute true sum  $\text{Add}_4(u, v)$
- Values increase linearly with  $u$  and  $v$
- Forms planar surface



# Visualizing Unsigned Addition

## ■ Wraps Around

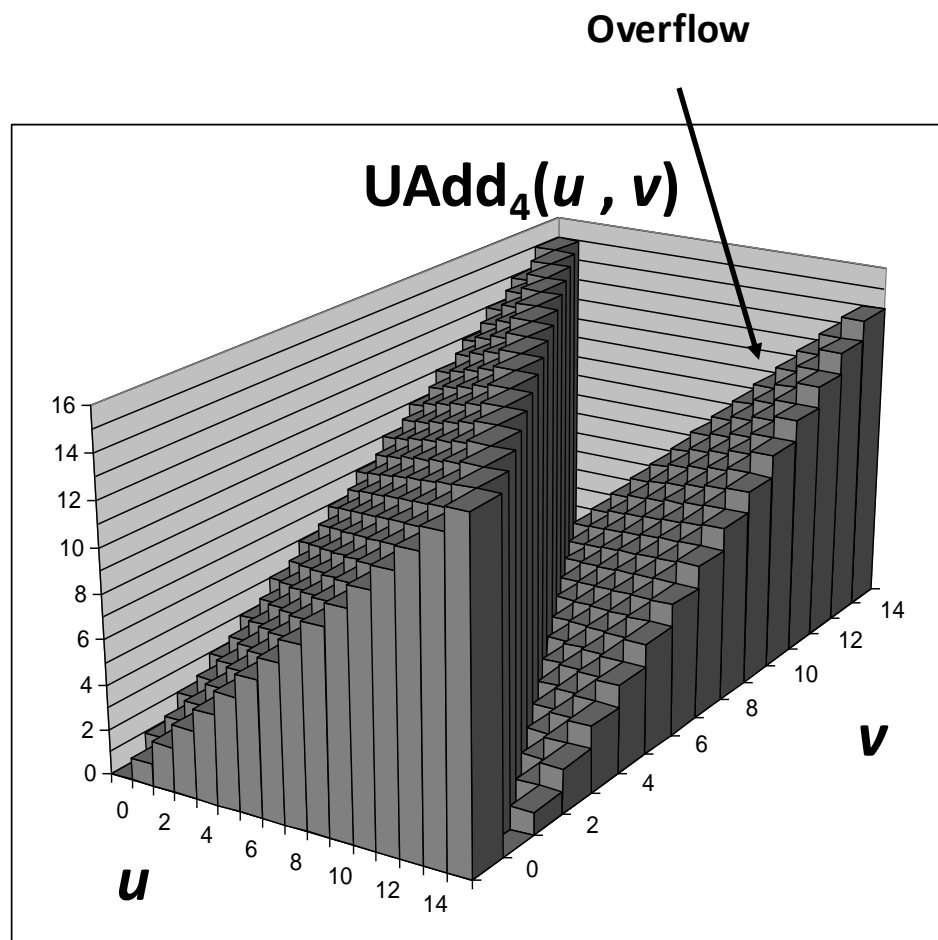
- If true sum  $\geq 2^w$
- At most once

### True Sum

$2^{w+1}$   
 $2^w$   
 0

Overflow

Modular Sum



# Visualizing 2's Complement Addition

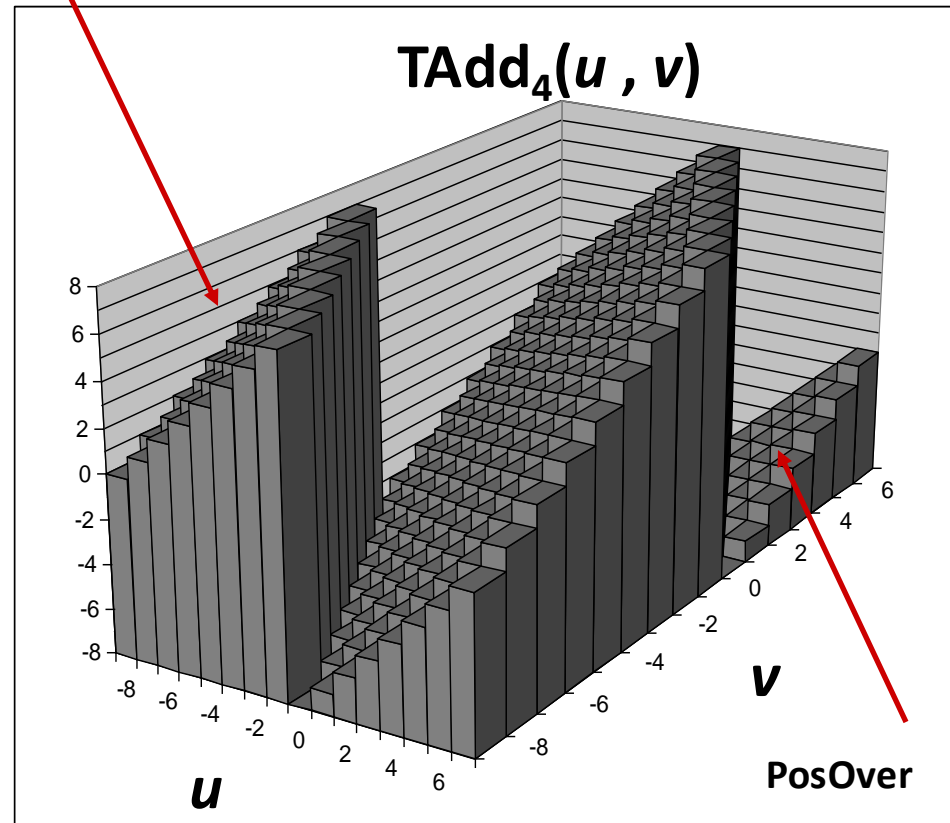
## ■ Values

- 4-bit two's comp.
- Range from -8 to +7

## ■ Wraps Around

- If  $\text{sum} \geq 2^{w-1}$ 
  - Becomes negative
  - At most once
- If  $\text{sum} < -2^{w-1}$ 
  - Becomes positive
  - At most once

NegOver



PosOver

# Multiplication

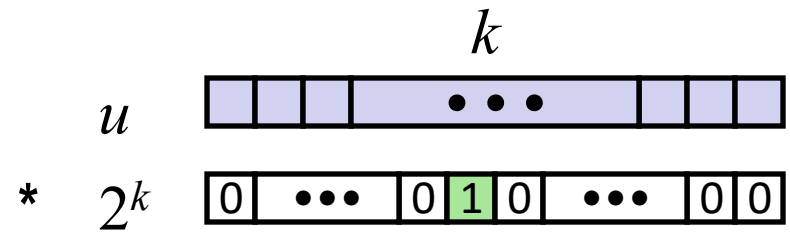
- **Goal: Computing Product of  $w$ -bit numbers  $x, y$** 
  - Either signed or unsigned
- **Result: Same as computing ideal, exact result  $x*y$  and keeping  $w$  lower bits.**
- **Ideal, exact results can be bigger than  $w$  bits**
  - Worst case is up to  $2w$  bits
    - Unsigned, because all bits are magnitude
    - Signed, but only for  $T_{min}*T_{min}$ , because anything added to  $T_{min}$  reduces its magnitude and  $T_{max}$  is less than  $T_{min}$ .
- **So, maintaining exact results...**
  - would need to keep expanding word size with each product computed
  - Impossible in hardware (at least without limits), as all resources are finite
  - In practice, is done in software, if needed
    - e.g., by “arbitrary precision” arithmetic packages

# Power-of-2 Multiply with Shift

## ■ Operation

- $u \ll k$  gives  $u * 2^k$
- Both signed and unsigned

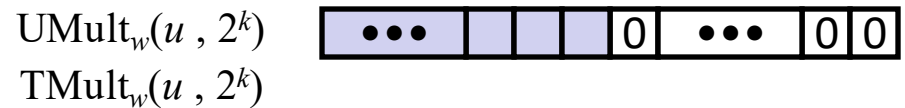
Operands:  $w$  bits



True Product:  $w+k$  bits



Discard  $k$  bits:  $w$  bits



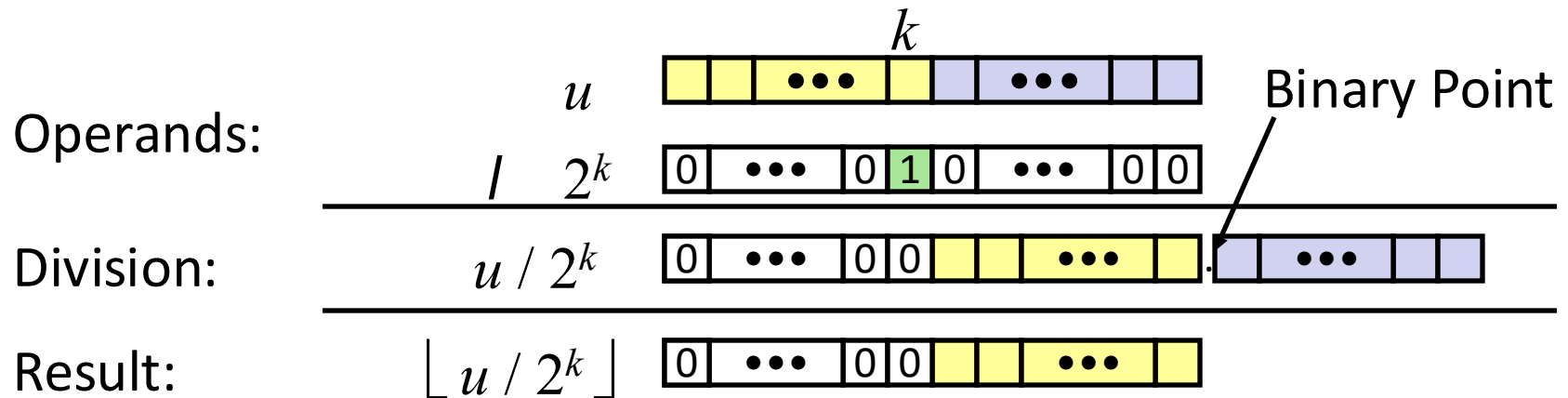
## ■ Examples

- $u \ll 3 \quad \quad \quad == \quad u * 8$
- $(u \ll 5) - (u \ll 3) \quad == \quad u * 24$
- Most machines shift and add faster than multiply
  - Compiler generates this code automatically

# Unsigned Power-of-2 Divide with Shift

## ■ Quotient of Unsigned by Power of 2

- $u \gg k$  gives  $\lfloor u / 2^k \rfloor$
- Uses logical shift

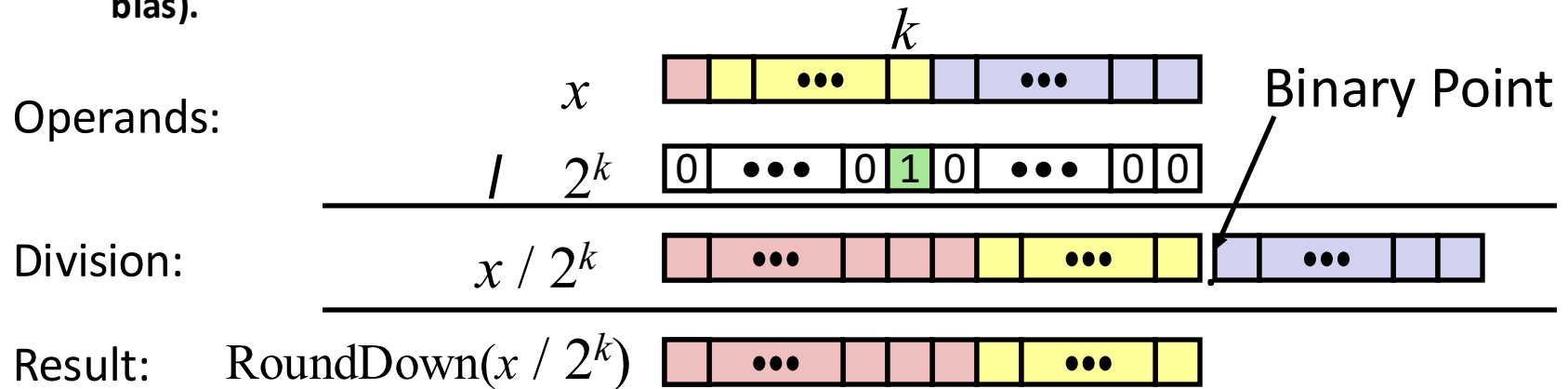


	Division	Computed	Hex	Binary
<b>x</b>	<b>15213</b>	<b>15213</b>	<b>3B 6D</b>	<b>00111011 01101101</b>
<b>x &gt;&gt; 1</b>	<b>7606.5</b>	<b>7606</b>	<b>1D B6</b>	<b>00011101 10110110</b>
<b>x &gt;&gt; 4</b>	<b>950.8125</b>	<b>950</b>	<b>03 B6</b>	<b>00000011 10110110</b>
<b>x &gt;&gt; 8</b>	<b>59.4257813</b>	<b>59</b>	<b>00 3B</b>	<b>00000000 00111011</b>

# Signed Power-of-2 Divide with Shift

## ■ Quotient of Signed by Power of 2

- $x \gg k$  gives  $\lfloor x / 2^k \rfloor$ 
  - Uses arithmetic shift
  - Rounds to the left, not towards zero (Unlikely to be what is expected, introduces a bias).



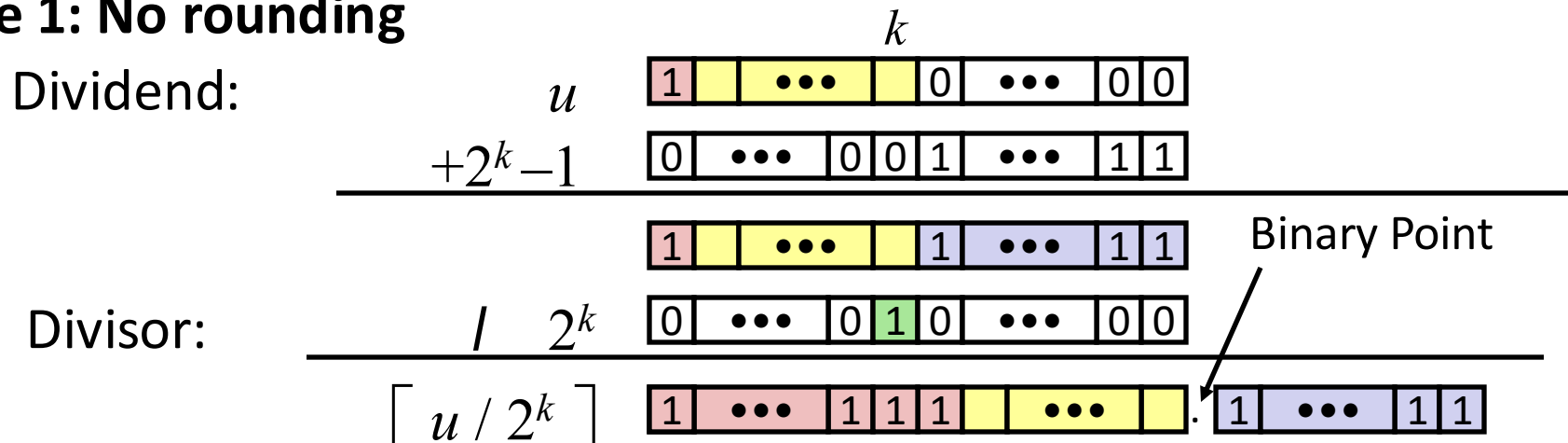
	Division	Computed	Hex	Binary
$x$	-15213	-15213	C4 93	11000100 10010011
$x \gg 1$	-7606.5	-7607	E2 49	11100010 01001001
$x \gg 4$	-950.8125	-951	FC 49	11111100 01001001
$x \gg 8$	-59.4257813	-60	FF C4	11111111 11000100

# Round-toward-0 Divide

## ■ Quotient of Negative Number by Power of 2

- Want  $\lceil \mathbf{x} / 2^k \rceil$  (Round Toward 0)
- Compute as  $\lfloor (\mathbf{x} + (2^k - 1)) / 2^k \rfloor$ 
  - In C:  $(\mathbf{x} + (1 \ll k) - 1) \gg k$
  - Biases dividend toward 0

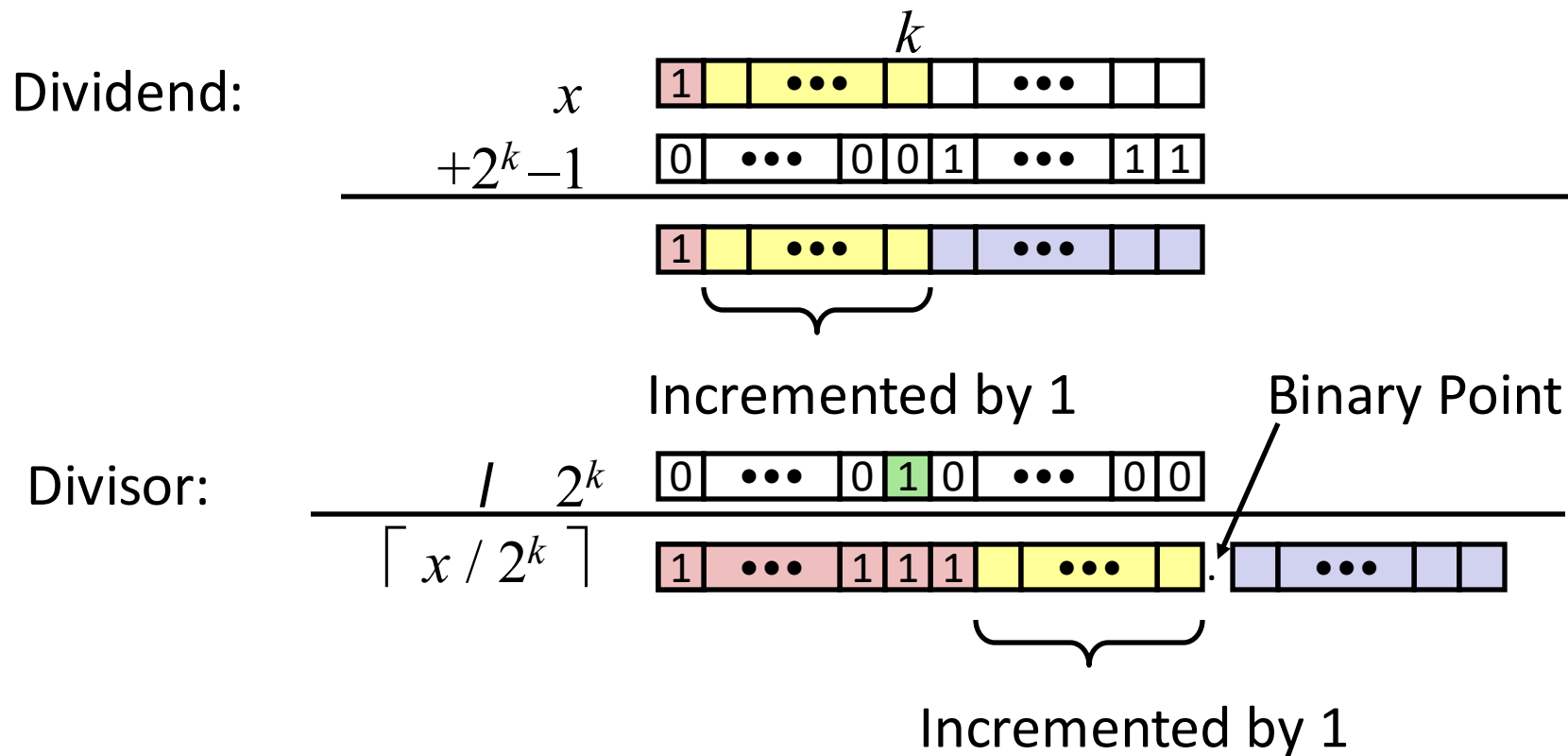
### Case 1: No rounding



***Biassing has no effect***

# Correct Power-of-2 Divide (Cont.)

## Case 2: Rounding



***Biasing adds 1 to final result***

# Today: Bits, Bytes, and Integers

- Representing information as bits
- Bit-level manipulations
- Integers
  - Representation: unsigned and signed
  - Conversion, casting
  - Expanding, truncating
  - Addition, negation, multiplication, shifting
- **Byte Ordering**

# Byte Ordering

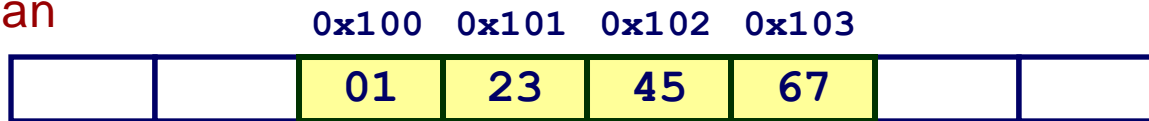
- So, how are the bytes within a multi-byte word ordered in memory?
- Conventions
  - Big Endian: Sun (Oracle SPARC), PPC Mac, *Internet*
    - Least significant byte has highest address
  - Little Endian: *x86*, ARM processors running Android, iOS, and Linux
    - Least significant byte has lowest address
- Becomes a concern when data is communicated
  - Over a network, via files, etc.
- Important notes
  - Bits are not reversed, as the low order bit is the reference point.
  - Doesn't affect chars, or strings (arrays of chars), as chars are only one byte

# Byte Ordering Example

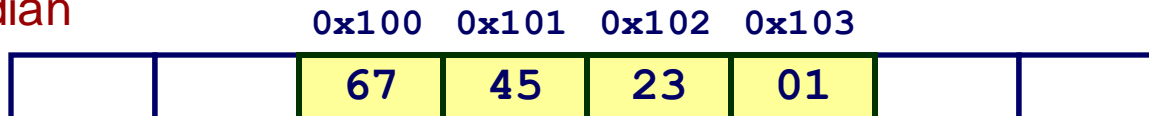
## ■ Example

- Variable x has 4-byte value of 0x01234567
- Address given by &x is 0x100

Big Endian



Little Endian



# Reading Byte-Reversed Listings

## ■ Disassembly

- Text representation of binary machine code
- Generated by program that reads the machine code

## ■ Example Fragment

Address	Instruction Code	Assembly Rendition
8048365:	5b	pop %ebx
8048366:	81 c3 ab 12 00 00	add \$0x12ab,%ebx
804836c:	83 bb 28 00 00 00 00	cmpl \$0x0,0x28(%ebx)

## ■ Deciphering Numbers

- Value: 0x12ab
- Pad to 32 bits: 0x000012ab
- Split into bytes: 00 00 12 ab
- Reverse: ab 12 00 00

# Today: Bits, Bytes, and Integers

- **Representing information as bits** CSAPP 2.1
- **Bit-level manipulations**
- **Integers** CSAPP 2.2
  - Representation: unsigned and signed
  - Conversion, casting
  - Expanding, truncating
  - Addition, negation, multiplication, shifting CSAPP 2.3
- **Byte Ordering** CSAPP 2.1.3

## Questions?