# Lighting and Shadows

Thanks to Langer-Zucker, Henrik Wann Jensen, Ravi Ramamoorthi, Hanrahan, Preetham

# Appearance of An Outdoor Scene

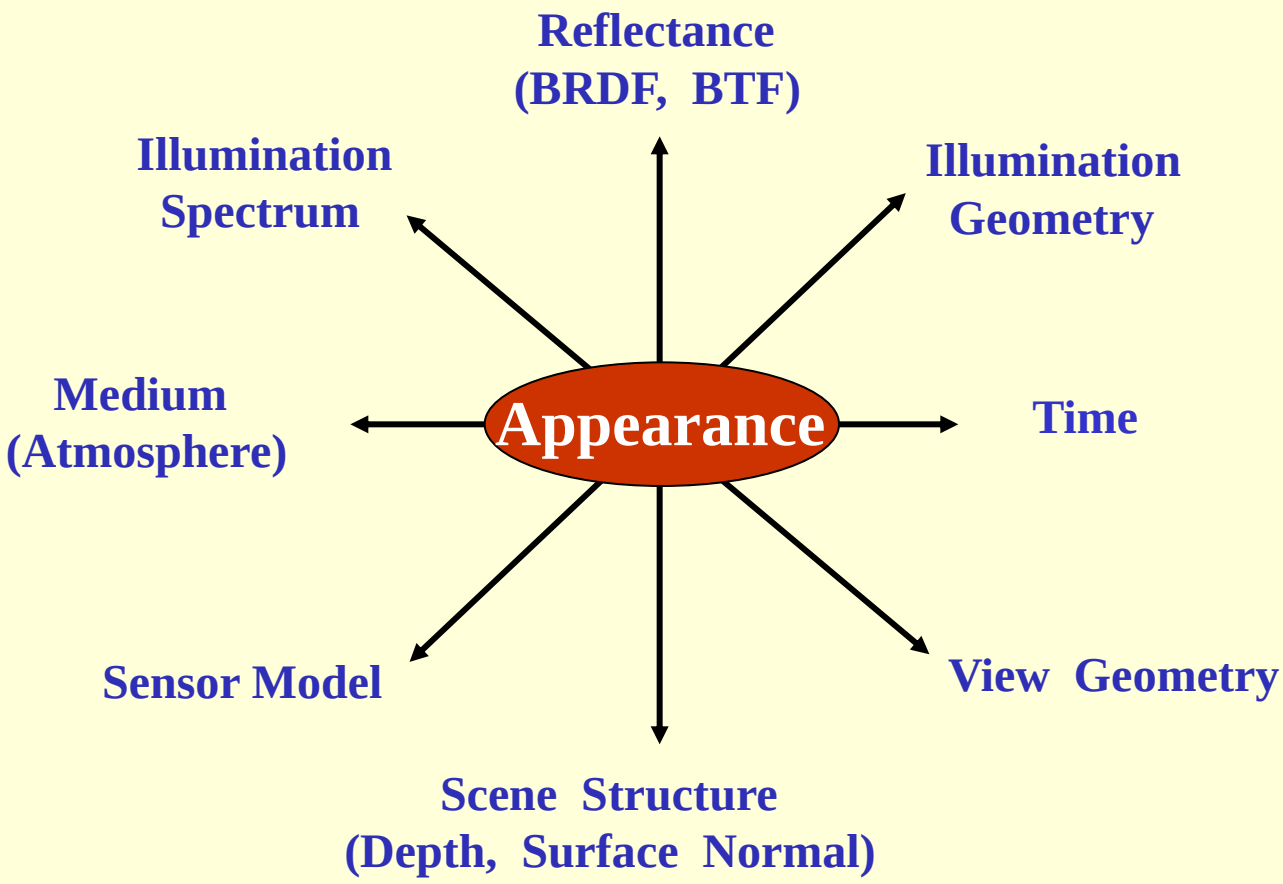

# Illumination Direction



**February 18th 2002, 10 AM**
**Clear and Sunny**

**February 18th 2002, 11 AM**
**Clear and Sunny**

**February 18th 2002, 12 Noon**
**Clear and Sunny**



**February 18th 2002, 2 PM**
**Clear and Sunny**



**February 18th 2002, 3 PM**
**Clear and Sunny**



**February 18th 2002, 4 PM**
**Clear and Sunny**

# Illumination Spectra

**May 4th 2002, 6 AM**
**Clear Day, Sun Rise**

**May 4th 2002, 12 Noon**
**Clear Day, Noon**

**May 4th 2002, 6 PM**
**Clear Day, Sun Set**

**May 4th 2002, 9 PM**
**Clear Night**

# Cloud Cover



March 22nd 2002, 7 AM
Sunny, No Clouds

March 4th 2002, 7 AM
Partly Sunny, Partly Cloudy

March 13th 2002, 7 AM
Overcast

Sharper Shadows
Decreasing Cloud Cover

# Weather Conditions



April 16th 2002, 3 PM
Sunny, Mild Haze

April 12th 2002, 3 PM
Overcast, Light Rain

April 19th 2002, 3 PM
Overcast, Dense Fog

April 28th 2002, 3 PM
Overcast, Dense Mist

# Visibility

**April 28th 2002, 6 AM**
**Rain & Mist, Visibility 2.5 miles**
**0.1 inches Precipitation last hour**

**April 28th 2002, 9 AM**
**Rain & Mist, Visibility 1.5 miles**
**0.23 inches Precipitation last hour**

**April 28th 2002, 12 Noon**
**Light Rain & Mist, Visibility 1.25 miles**
**0.08 inches Precipitation last hour**

**April 28th 2002, 3 PM**
**Dense Mist, Visibility 0.75 miles**
**0.02 inches Precipitation last hour**

# Four Seasons ( New York )

**Winter,** January 4th 2002, 9 AM
Clear and Sunny

**Fall,** September 9th 2001, 9 AM
Clear and Sunny

**Spring,** March 14th 2001, 9 AM
Clear and Sunny

**Summer,** May 15th 2002, 9 AM
Clear and Sunny

# Lighting Design






- From *Frank Gehry Architecture*, Ragheb ed. 2001

# Lighting Design



- From *Frank Gehry Architecture*, Ragheb ed. 2001

# Nomenclature for Lighting

Size: point
line
area
volume

Distance: infinity
near-field

Directionality: collimated
divergent
convergent

Temporal: static
time-varying

Natural sun
sky
firefly
moon

Artificial halogen
fluorescent
flash
projector
laser

# Isotropic Point Light Source

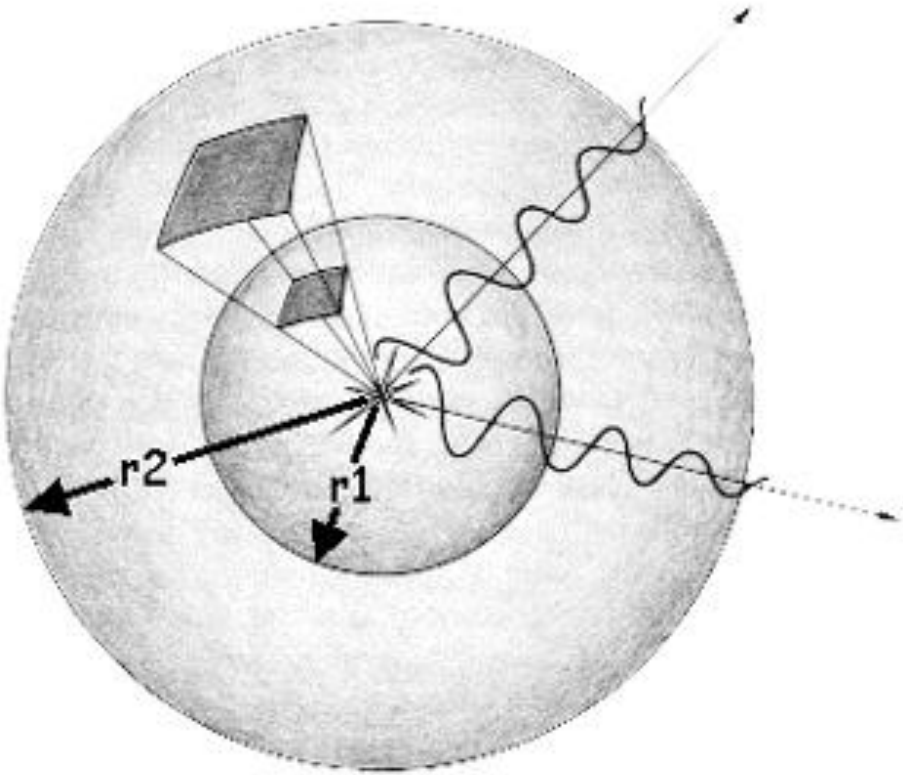





We see an inverse distance squared fall off in intensity.
Here light does not weaken, but only spreads in a sphere.

# How to quantify light?

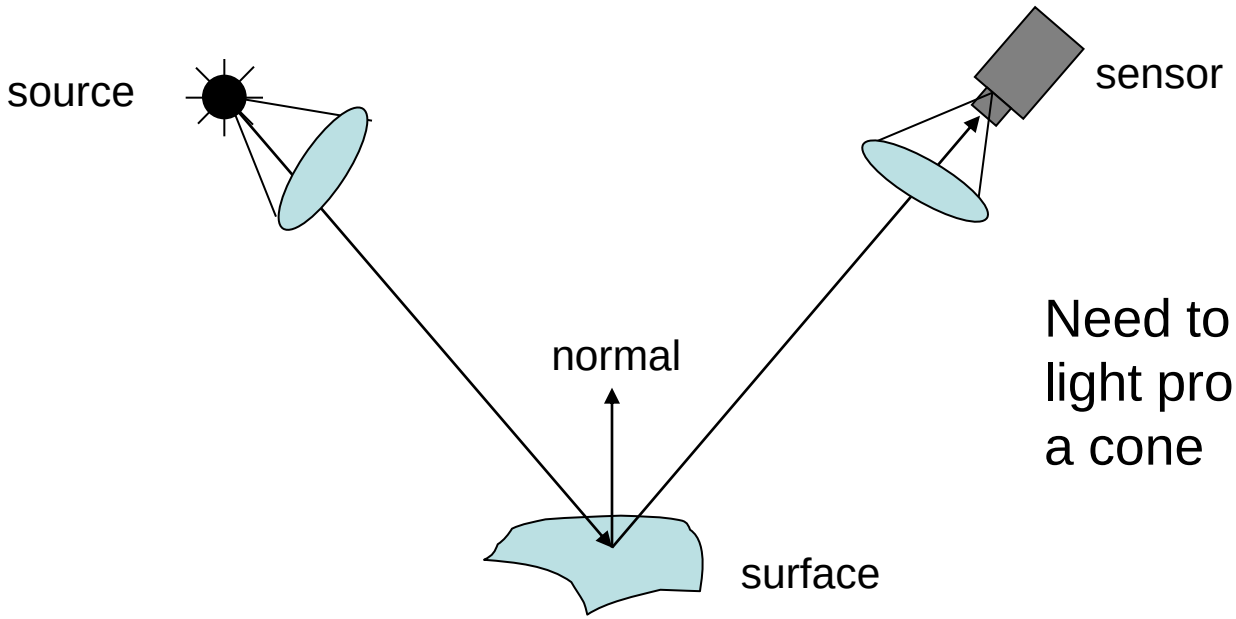


Need to consider light propagation in a cone

# Solid Angle

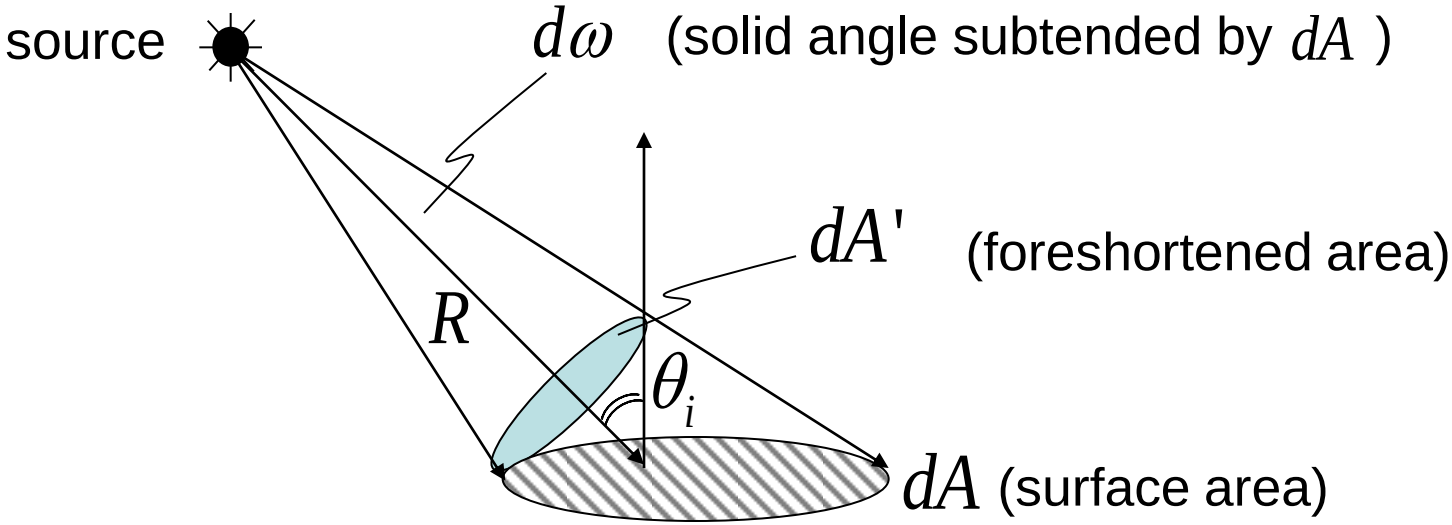


Solid Angle : $$d\omega = \frac{dA'}{R^2} = \frac{dA\cos\theta_i}{R^2}$$ ( steradian )

What is the solid angle subtended by a hemisphere?

# Radiant Intensity of Source

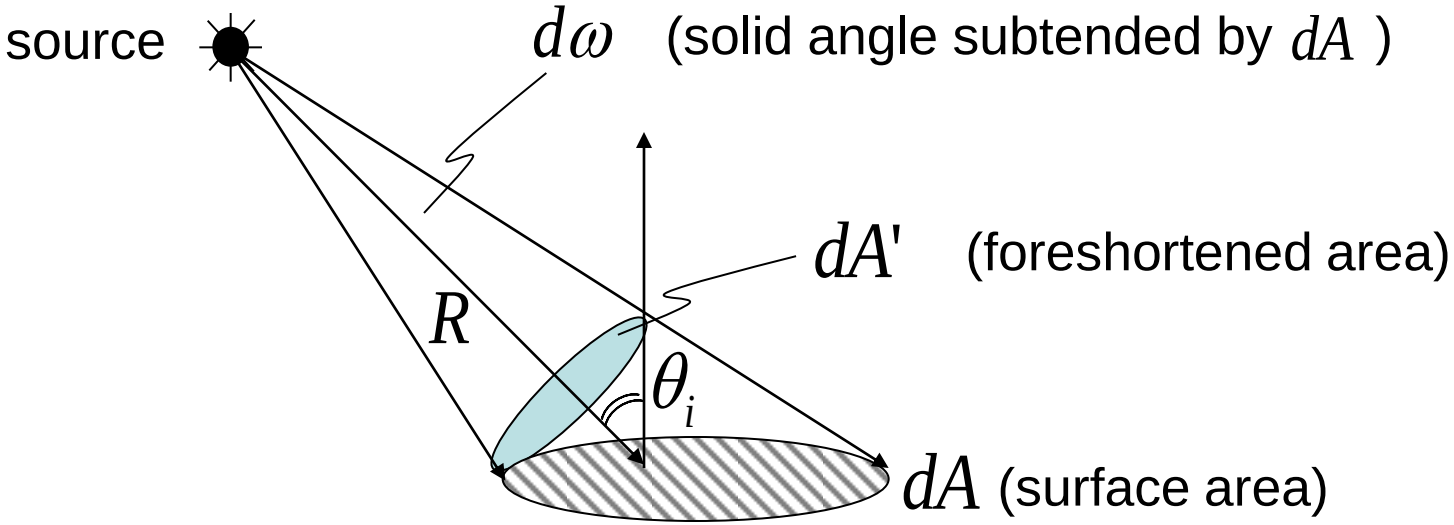


Radiant Intensity of Source : $I = \dfrac{d\Phi}{d\omega}$ ( watts / steradian )

Light Flux (power) emitted per unit solid angle

# Surface Irradiance

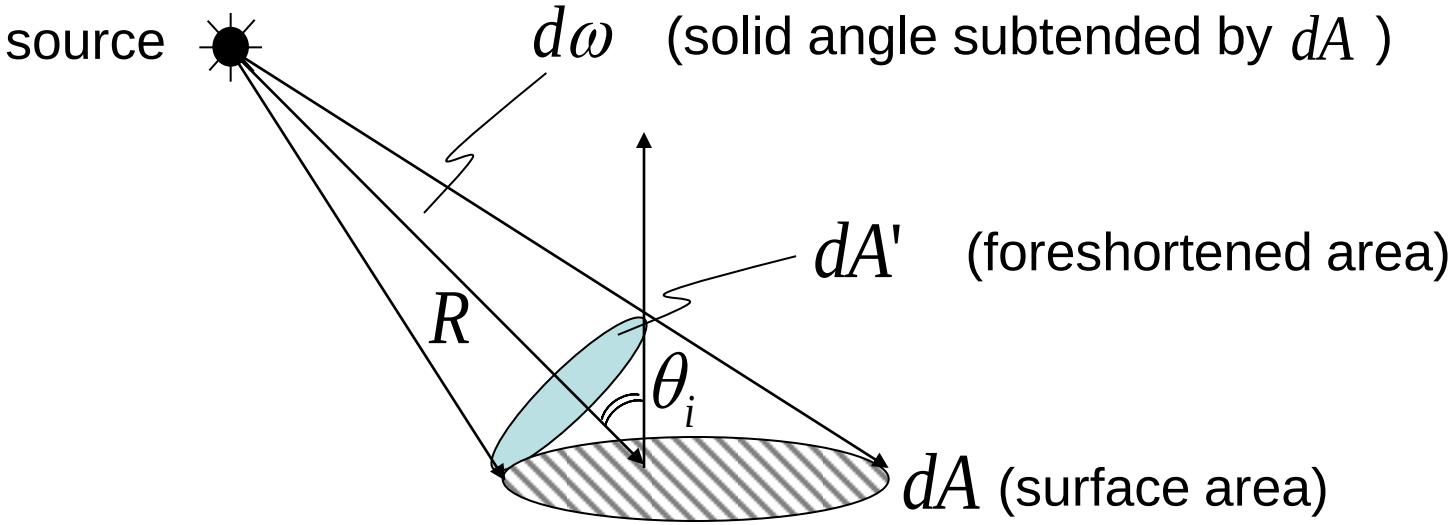


Surface Irradiance : $$E = \frac{d\Phi}{dA}$$ ( watts / $m^2$ )

Light Flux (power) incident per unit surface area.

Does not depend on where the light is coming from!

# Isotropic Point Source

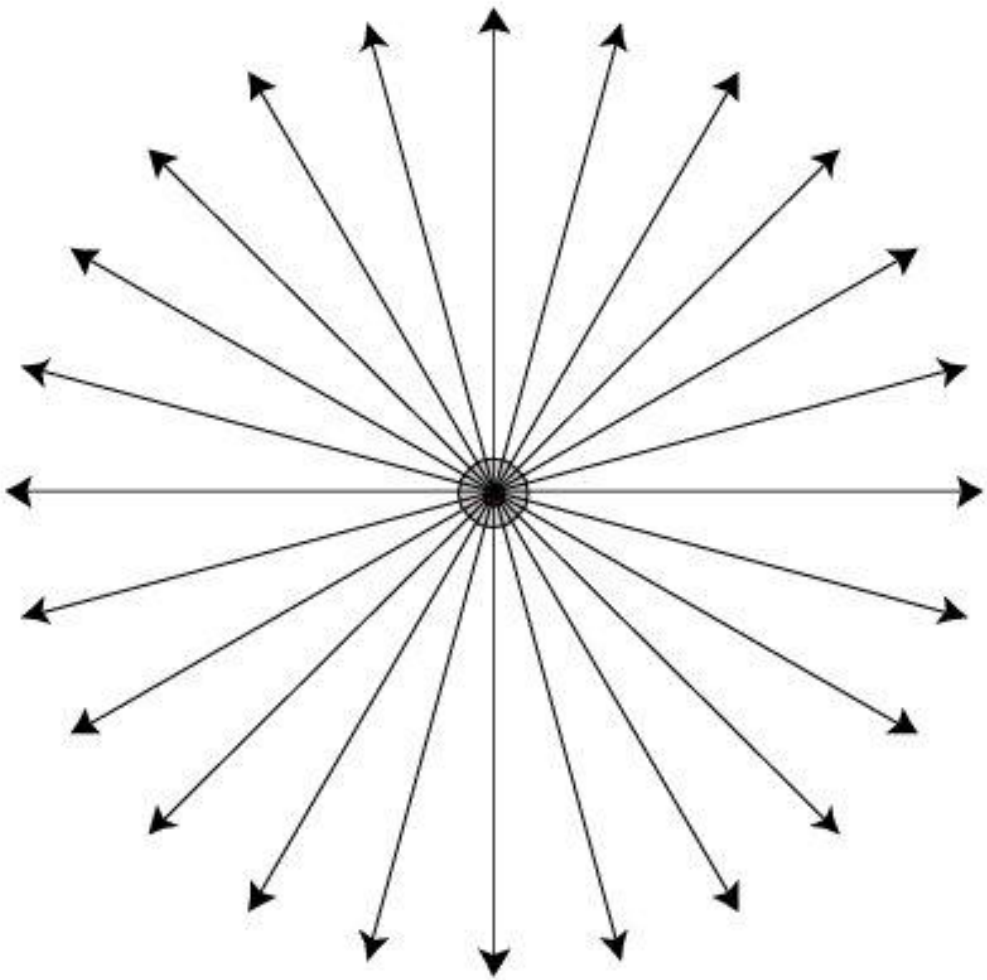

$$\Phi = \int_{S^2} I \, d\omega$$

$$= 4\pi I$$

$$I = \frac{\Phi}{4\pi}$$

# Illumination: Isotropic Point Source

$$I(\omega) = \frac{\Phi}{4\pi}$$

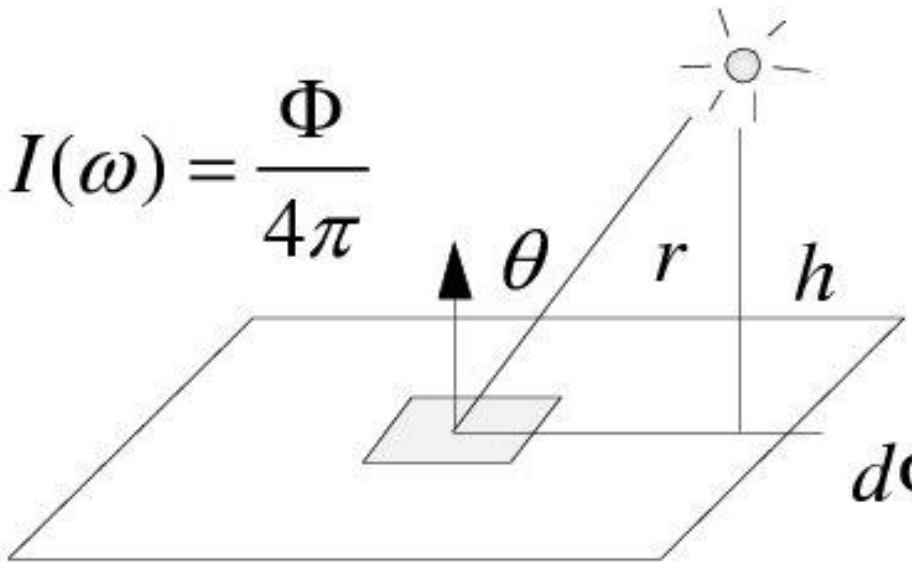


$$d\Phi = I\, d\omega = E\, dA$$

$$I\, d\omega = \frac{\Phi}{4\pi}\frac{\cos\theta}{r^2}\, dA = E\, dA$$

$$E = \frac{\Phi}{4\pi}\frac{\cos\theta}{r^2}$$

$$\frac{\Phi}{4\pi}\frac{\cos\theta}{r^2} \Rightarrow \frac{\Phi}{4\pi}\frac{\cos^3\theta}{h^2}$$

# Infinite Line Source

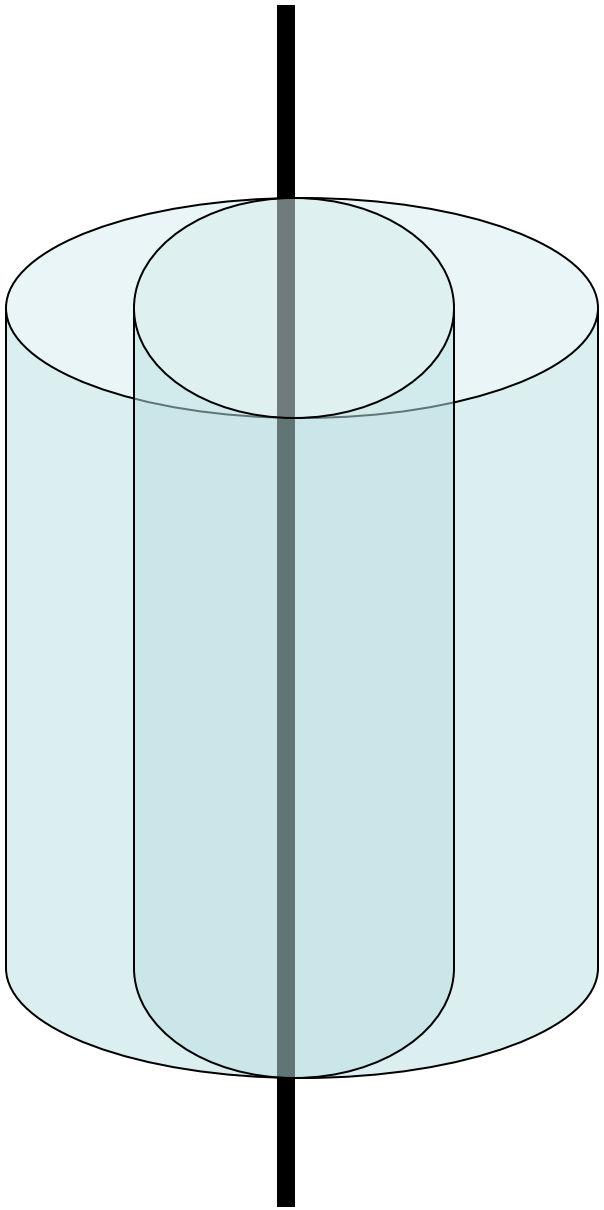

Line source shows cylindrical symmetry.

The intensity fall-off is inversely proportional to distance from the line source. Why?

$$d\Phi = I\, d\omega = E\, dA$$

# Infinite Planar Area Source

- Assume every point on the plane is an isotropic point light source.
- We saw inverse squared fall off, inverse fall off…so, this must be…
- Intensity CONSTANT with respect to distance! WHY?

As distance increases,

$$d\Phi = I\, d\omega = E\, dA$$

Intensity from one point source decreases

But we add intensities from all point sources on the plane.

# Distant and Collimated Lighting

## Distant Lighting:

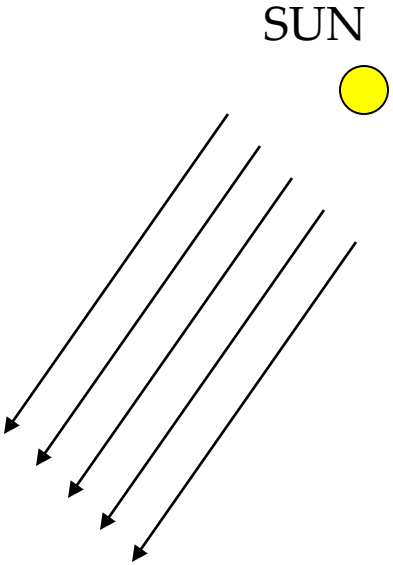


Essentially source at infinity

All surface points receive light from the same direction

Intensity fall must not be ignored!

Most vision and graphics algorithms assume this.

## Collimated:



Parallel rays of light on the surface

Lasers (no fall off) - need not be at infinity

Lighting at infinity - (inverse squared fall off)

# Divergent and Near-field Lighting

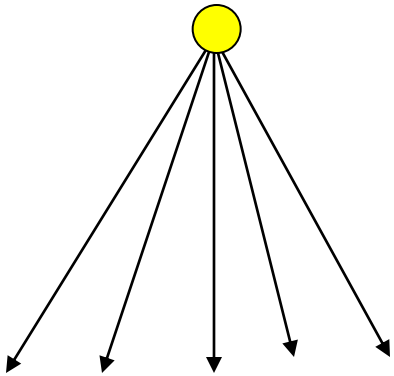

- Every scene point can receive light from a different direction.
- Much harder to model.
- Examples: near by point sources, spot lights
- Assume distant lighting when size of scene is 10% of the distance to the source.

# Overcast Sky versus Clear Sky

Which is the brightest region in a overcast sky?
Which is the darkest?

Which is the brightest region in a sunny sky (apart from the sun)?
Which is the darkest?

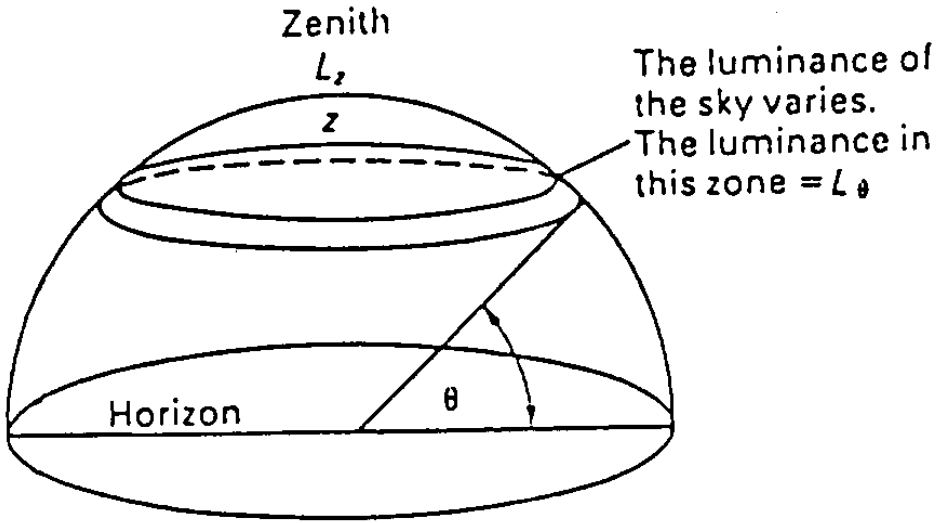

# Overcast Sky versus Clear Sky



Notice reversal of brightness in the two skies.

# Fluorescent versus Incandescent Lighting

Fluorescent:

Less heat generated.

More efficient lighting for the same brightness.

Flickers continuously.

Shows sparse, spikes in spectrum.

Incandescent:

Lots of heat generated.

Less efficient lighting for the same brightness.

No flickers.

Shows continuous spectrum.

# Is there a unified representation for light sources?






How do we compare the light from a street lamp to that from an overcast sky?

It is important to unify source representation so that algorithms may be developed for all sources instead of one per type of source.

Consider the SPACE of LIGHT RAYS!

# 4D Hypercube of Rays

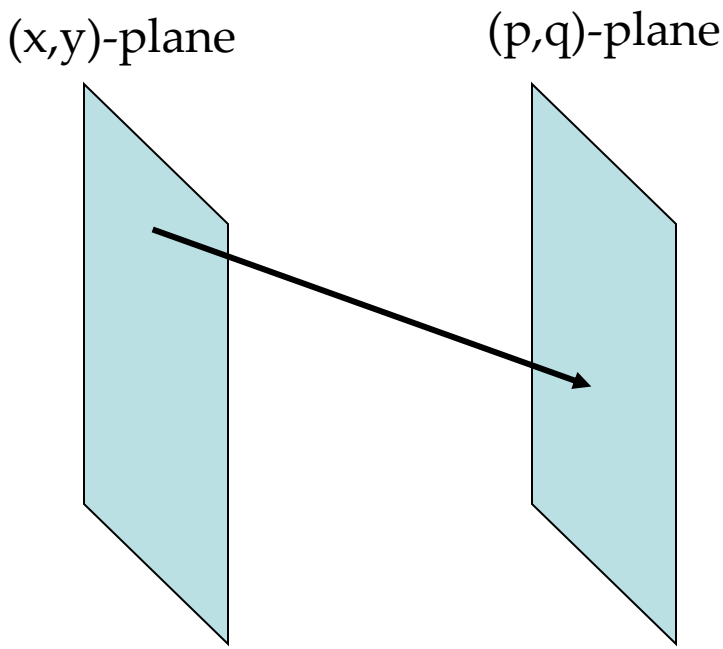


- Assumes vacuum (no absorption or scattering)
- No fluorescence, phosphorescence

$$\mathcal{M}_{src} \equiv \{ (x, y, p, q) : x \in [-\frac{h_x}{2}, \frac{h_x}{2}],$$

$$y \in [-\frac{h_y}{2}, \frac{h_y}{2}], p \in [-\frac{h_p}{2}, \frac{h_p}{2}], q \in [-\frac{h_q}{2}, \frac{h_q}{2}] \}.$$

Langer and Zucker, CVPR 97

# Representation of Sources

Langer and Zucker, CVPR 97

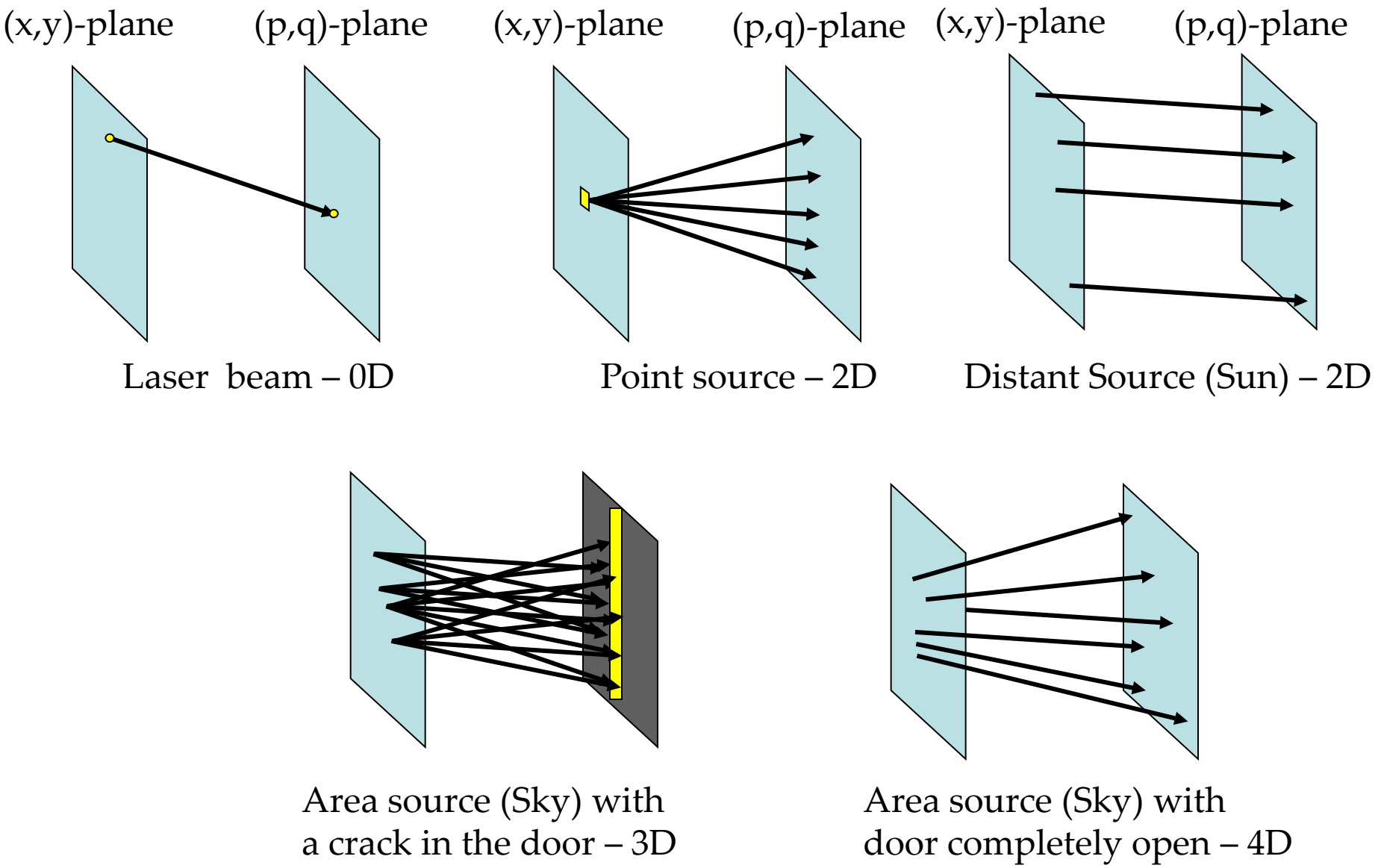

# Examples of sources

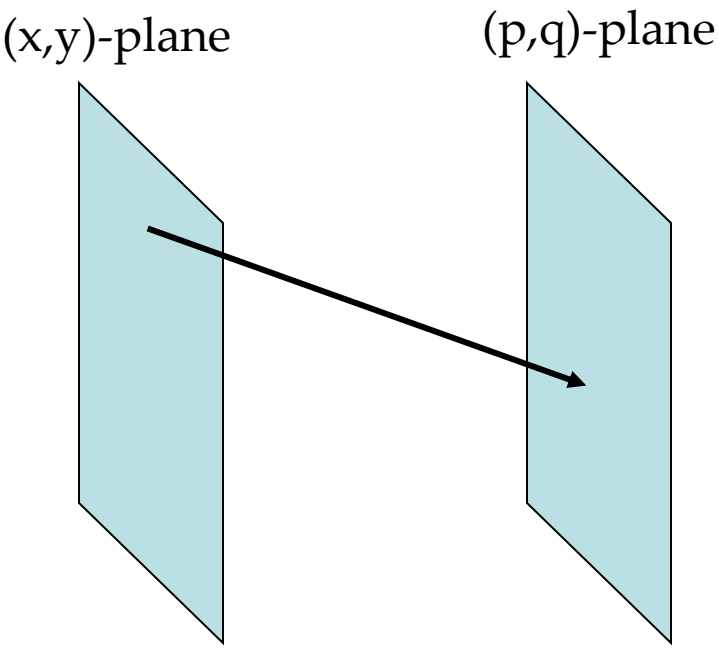




# What is a Light Source?

Is sky a source? If so, why not a white piece of paper?

Is a translucent object a source?

How to differentiate between source rays and non-source rays?

Define a minimum set of absorbants at the ends of rays so that the whole ray space is dark.

# Shadows

# Attached and Cast Shadows





*Sen, Cammarano, Hanrahan, 2003*

Very hard shadows

*Sloan, Kautz, Snyder 2002*

Very soft shadows

# All-Frequency Lighting and Shadows

**Teapot in Grace Cathedral**

# Sharper and Softer parts of Shadows

Point source model not good for rendering scenes.