

Machine-Level Programming V: Advanced Topics

15-213/18-243, Spring 2014

9th Lecture, Feb. 11th

Instructors:

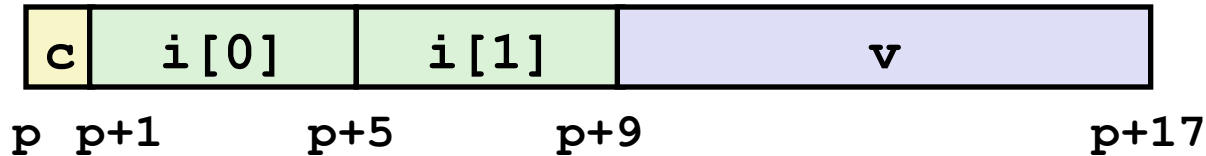
Anthony Rowe, Seth Goldstein and Gregory Kesden

Today

- **Structures**
 - Alignment
- **Unions**
- **Memory Layout**
- **Buffer Overflow**
 - Vulnerability
 - Protection

Structures & Alignment

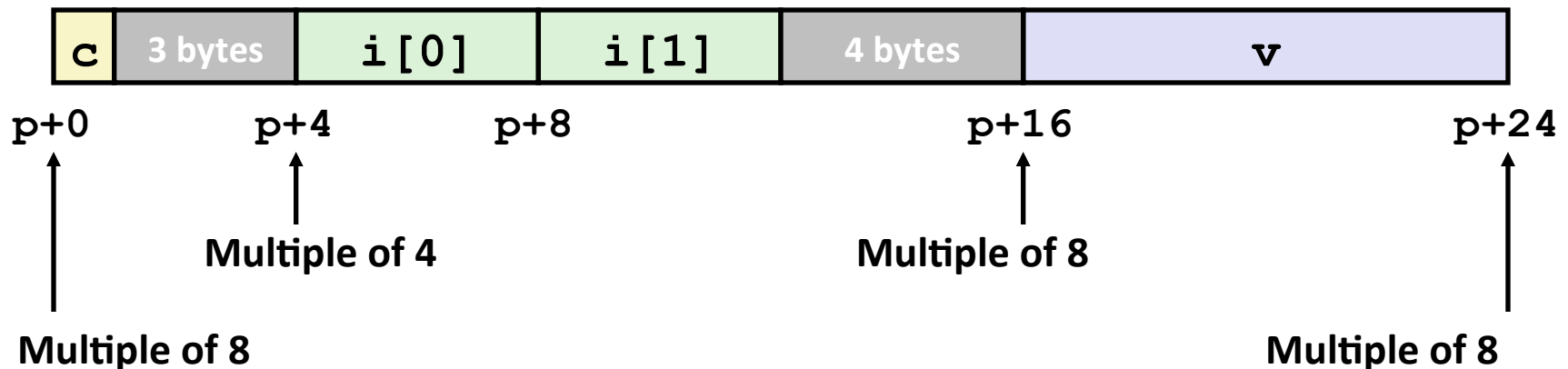
■ Unaligned Data



```
struct S1 {
    char c;
    int i[2];
    double v;
} *p;
```

■ Aligned Data

- Primitive data type requires K bytes
- Address must be multiple of K



Alignment Principles

■ Aligned Data

- Primitive data type requires K bytes
- Address must be multiple of K
- Required on some machines; advised on IA32
 - treated differently by IA32 Linux, x86-64 Linux, and Windows!

■ Motivation for Aligning Data

- Memory accessed by (aligned) chunks of 4 or 8 bytes (system dependent)
 - Inefficient to load or store datum that spans quad word boundaries
 - Virtual memory very tricky when datum spans 2 pages

■ Compiler

- Inserts gaps in structure to ensure correct alignment of fields

Specific Cases of Alignment (IA32)

- **1 byte: char, ...**
 - no restrictions on address
- **2 bytes: short, ...**
 - lowest 1 bit of address must be 0_2
- **4 bytes: int, float, char *, ...**
 - lowest 2 bits of address must be 00_2
- **8 bytes: double, ...**
 - Windows (and most other OS's & instruction sets):
 - lowest 3 bits of address must be 000_2
 - Linux:
 - lowest 2 bits of address must be 00_2
 - i.e., treated the same as a 4-byte primitive data type
- **12 bytes: long double**
 - Windows, Linux:
 - lowest 2 bits of address must be 00_2
 - i.e., treated the same as a 4-byte primitive data type

Alignment Examples

Address (hex)	Address (binary)	Alignment	Types (IA32)
0x00	0b00000000	1,2,4,8,..	char,short,int,float,*,double
0x01	0b00000001	1	char
0x02	0b00000010	1,2	char,short
0x03	0b00000011	1	char
0x04	0b00000100	1,2,4	char,short,int,float,*
0x05	0b00000101	1	char
0x06	0b00000110	1,2	char,short
0x07	0b00000111	1	char
0x08	0b00001000	1,2,4,8	char,short,int,float,*,double
0x09	0b00001001	1	char
0x0a	0b00001010	1,2	char,short
0x0b	0b00001011	1,	char
0x0c	0b00001100	1,2,4	char,short,int,float,*

Specific Cases of Alignment (x86-64)

- **1 byte: char, ...**
 - no restrictions on address
- **2 bytes: short, ...**
 - lowest 1 bit of address must be 0_2
- **4 bytes: int, float, ...**
 - lowest 2 bits of address must be 00_2
- **8 bytes: double, char *, ...**
 - Windows & Linux:
 - lowest 3 bits of address must be 000_2
- **16 bytes: long double**
 - Linux:
 - Lowest 3 bits of address must be 000_2
 - i.e., treated the same as a 8-byte primitive data type

Satisfying Alignment with Structures

■ Within structure:

- Must satisfy each element's alignment requirement

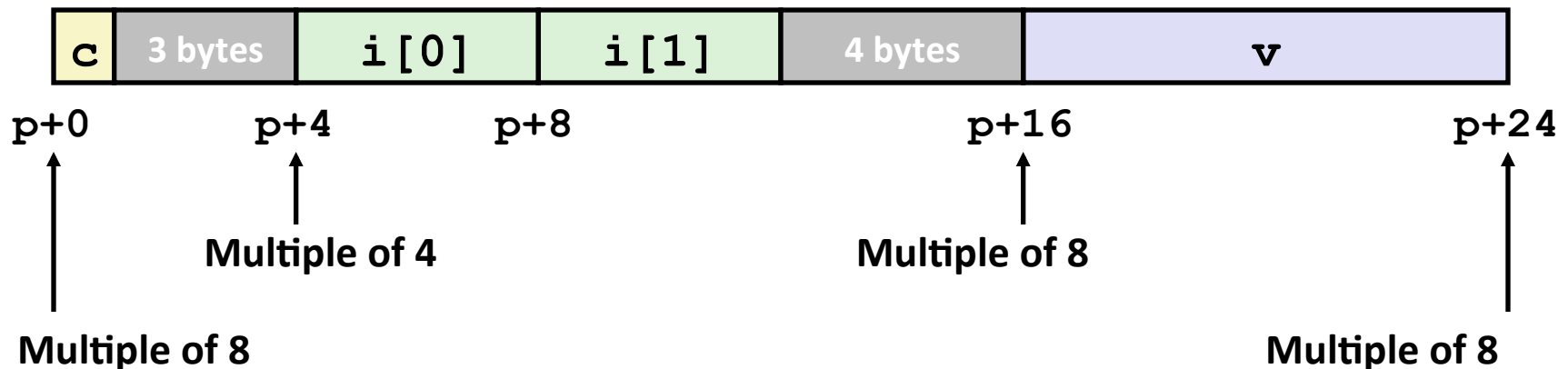
■ Overall structure placement

- Each structure has alignment requirement K
 - $K =$ Largest alignment of any element
- Initial address & structure length must be multiples of K

```
struct S1 {
    char c;
    int i[2];
    double v;
} *p;
```

■ Example (under Windows or x86-64):

- $K = 8$, due to `double` element

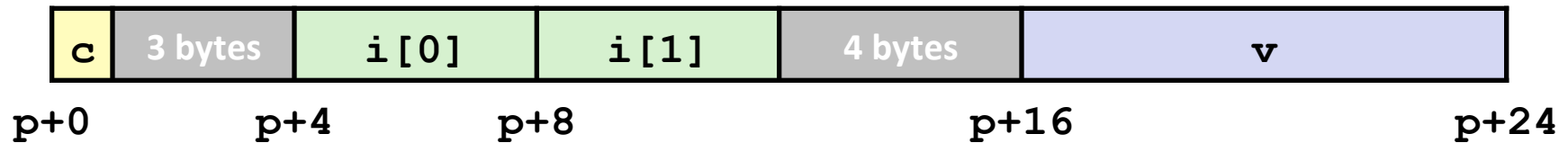


Different Alignment Conventions

■ x86-64 or IA32 Windows:

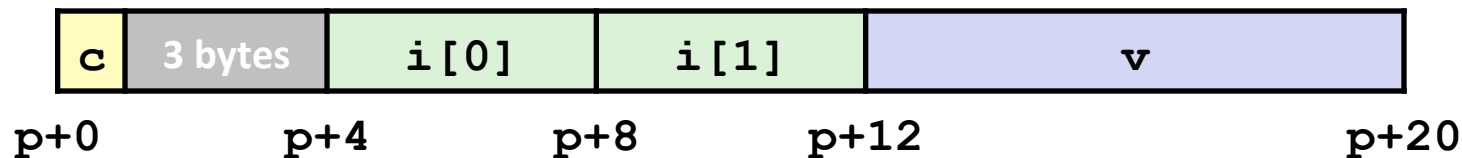
- $K = 8$, due to `double` element

```
struct S1 {
    char c;
    int i[2];
    double v;
} *p;
```



■ IA32 Linux


- $K = 4$; `double` treated like a 4-byte data type



Meeting Overall Alignment Requirement

- For largest alignment requirement K
- Overall structure must be multiple of K

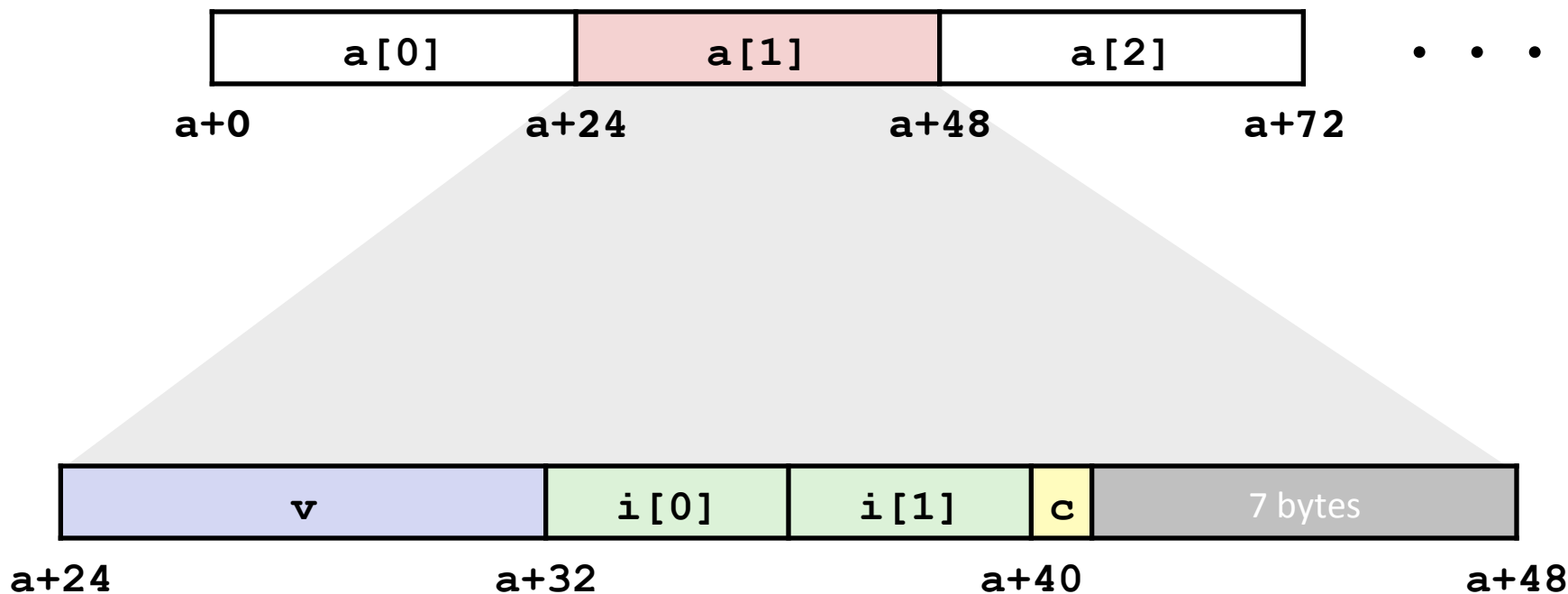
```
struct S2 {  
    double v;  
    int i[2];  
    char c;  
} *p;
```



Arrays of Structures

- Overall structure length multiple of K
- Satisfy alignment requirement for every element

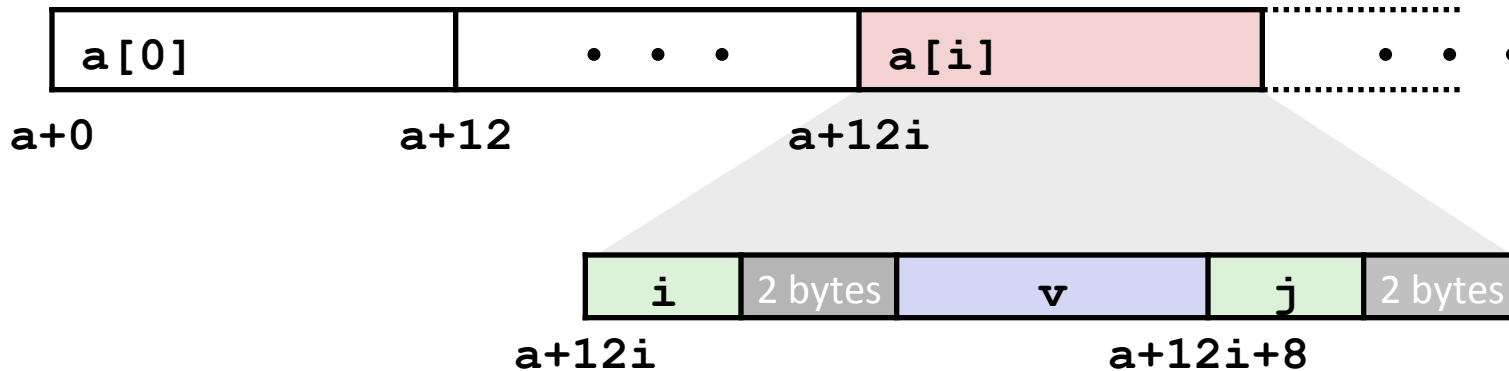
```
struct S2 {  
    double v;  
    int i[2];  
    char c;  
} a[10];
```



Accessing Array Elements

- **Compute array offset $12i$**
 - `sizeof(S3)`, including alignment spacers
- **Element j is at offset 8 within structure**
- **Assembler gives offset $a+8$**
 - Resolved during linking

```
struct S3 {
    short i;
    float v;
    short j;
} a[10];
```




```
short get_j(int idx)
{
    return a[idx].j;
}
```

```
# %eax = idx
leal (%eax,%eax,2),%eax # 3*idx
movswl a+8(,%eax,4),%eax
```

Saving Space

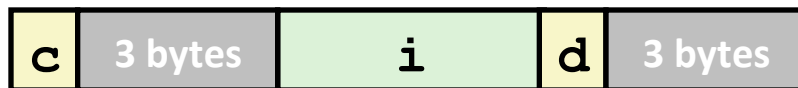
- Put large data types first

```
struct S4 {  
    char c;  
    int i;  
    char d;  
} *p;
```



```
struct S5 {  
    int i;  
    char c;  
    char d;  
} *p;
```

- Effect (K=4)



Today

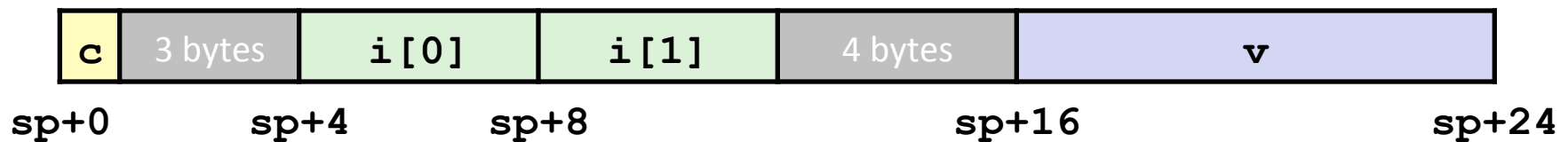
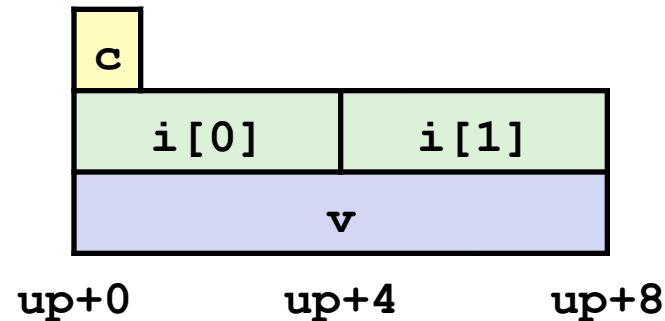
- **Structures**
 - Alignment
- **Unions**
- **Memory Layout**
- **Buffer Overflow**
 - Vulnerability
 - Protection

Union Allocation

- Allocate according to largest element
- Can only use one field at a time

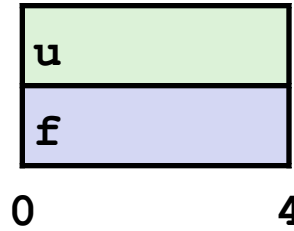
```
union U1 {
  char c;
  int i[2];
  double v;
} *up;
```

```
struct S1 {
  char c;
  int i[2];
  double v;
} *sp;
```



Using Union to Access Bit Patterns

```
typedef union {  
    float f;  
    unsigned u;  
} bit_float_t;
```



```
float bit2float(unsigned u)  
{  
    bit_float_t arg;  
    arg.u = u;  
    return arg.f;  
}
```

```
unsigned float2bit(float f)  
{  
    bit_float_t arg;  
    arg.f = f;  
    return arg.u;  
}
```

Same as (float) u?

Same as (unsigned) f?

Byte Ordering Revisited

■ Idea

- Short/long/quad words stored in memory as 2/4/8 consecutive bytes
- Which is most (least) significant?
- Can cause problems when exchanging binary data between machines

■ Big Endian

- Most significant byte has lowest address
- Sparc

■ Little Endian

- Least significant byte has lowest address
- Intel x86

Byte Ordering Example

```
union {
    unsigned char c[8];
    unsigned short s[4];
    unsigned int i[2];
    unsigned long l[1];
} dw;
```

32-bit

c[0]	c[1]	c[2]	c[3]	c[4]	c[5]	c[6]	c[7]
s[0]		s[1]		s[2]		s[3]	
i[0]				i[1]			
l[0]							

64-bit

c[0]	c[1]	c[2]	c[3]	c[4]	c[5]	c[6]	c[7]
s[0]		s[1]		s[2]		s[3]	
i[0]				i[1]			
l[0]							

Byte Ordering Example (Cont).

```
int j;
for (j = 0; j < 8; j++)
    dw.c[j] = 0xf0 + j;

printf("Characters 0-7 == [0x%x,0x%x,0x%x,0x%x,
0x%x,0x%x,0x%x,0x%x]\n",
    dw.c[0], dw.c[1], dw.c[2], dw.c[3],
    dw.c[4], dw.c[5], dw.c[6], dw.c[7]);

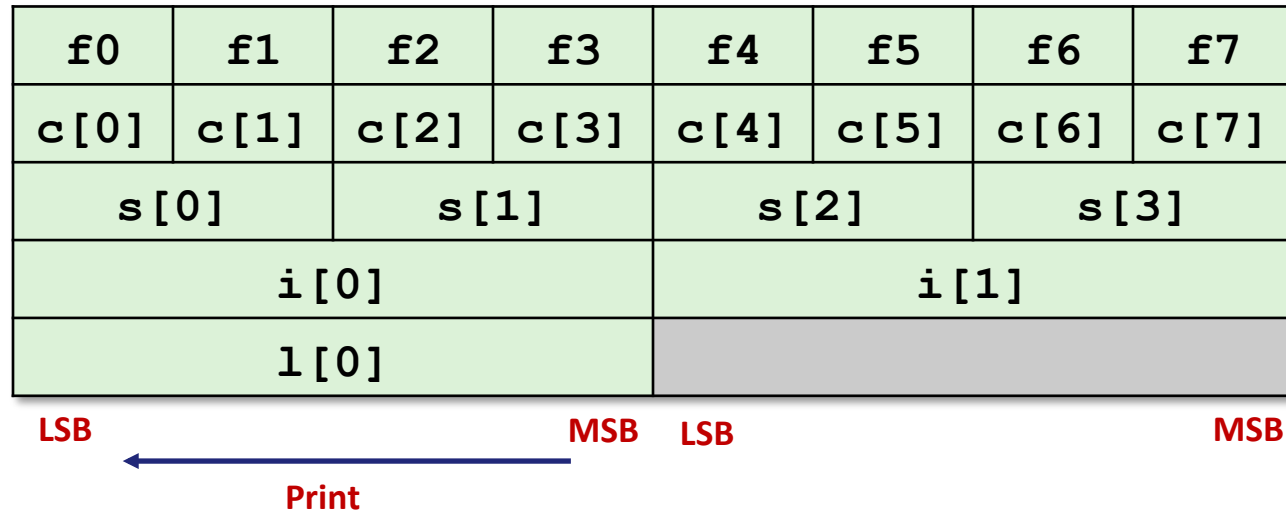
printf("Shorts 0-3 == [0x%x,0x%x,0x%x,0x%x]\n",
    dw.s[0], dw.s[1], dw.s[2], dw.s[3]);

printf("Ints 0-1 == [0x%x,0x%x]\n",
    dw.i[0], dw.i[1]);

printf("Long 0 == [0x%lx]\n",
    dw.l[0]);
```

Byte Ordering on IA32

Little Endian

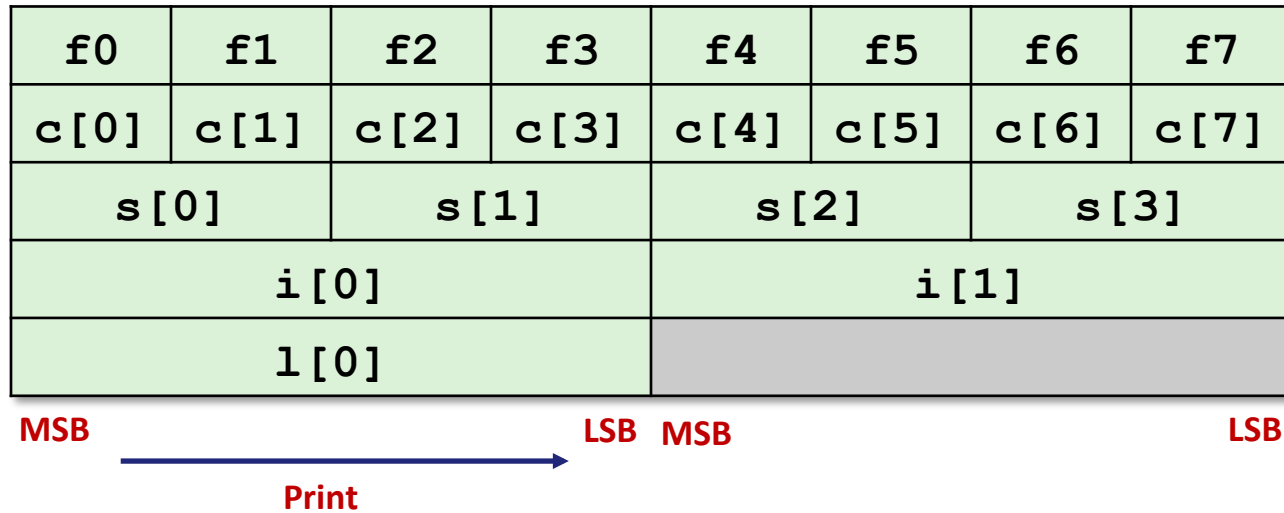


Output:

Characters 0-7 == [0xf0, 0xf1, 0xf2, 0xf3, 0xf4, 0xf5, 0xf6, 0xf7]
 Shorts 0-3 == [0xf1f0, 0xf3f2, 0xf5f4, 0xf7f6]
 Ints 0-1 == [0xf3f2f1f0, 0xf7f6f5f4]
 Long 0 == [0xf3f2f1f0]

Byte Ordering on Sun

Big Endian



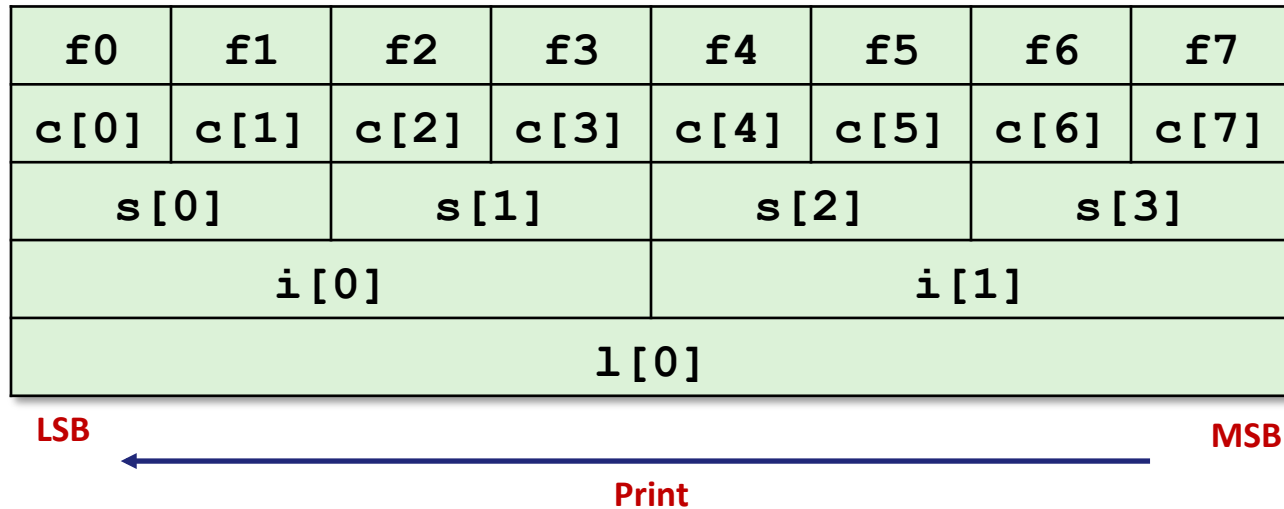
Output on Sun:

```

Characters 0-7 == [0xf0, 0xf1, 0xf2, 0xf3, 0xf4, 0xf5, 0xf6, 0xf7]
Shorts     0-3 == [0xf0f1, 0xf2f3, 0xf4f5, 0xf6f7]
Ints       0-1 == [0xf0f1f2f3, 0xf4f5f6f7]
Long       0    == [0xf0f1f2f3]
  
```

Byte Ordering on x86-64

Little Endian



Output on x86-64:

Characters 0-7 == [0xf0, 0xf1, 0xf2, 0xf3, 0xf4, 0xf5, 0xf6, 0xf7]
 Shorts 0-3 == [0xf1f0, 0xf3f2, 0xf5f4, 0xf7f6]
 Ints 0-1 == [0xf3f2f1f0, 0xf7f6f5f4]
 Long 0 == [0xf7f6f5f4f3f2f1f0]

Summary

■ Arrays in C

- Contiguous allocation of memory
- Aligned to satisfy every element's alignment requirement
- Pointer to first element
- No bounds checking

■ Structures

- Allocate bytes in order declared
- Pad in middle and at end to satisfy alignment

■ Unions

- Overlay declarations
- Way to circumvent type system

Today

- **Structures**
 - Alignment
- **Unions**
- **Memory Layout**
- **Buffer Overflow**
 - Vulnerability
 - Protection

IA32 Linux Memory Layout

■ Stack

- Runtime stack (8MB limit)
- E. g., local variables

■ Heap

- Dynamically allocated storage
- When call `malloc()`, `calloc()`, `new()`

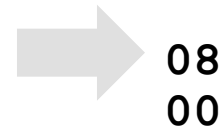
■ Data

- Statically allocated data
- E.g., arrays & strings declared in code

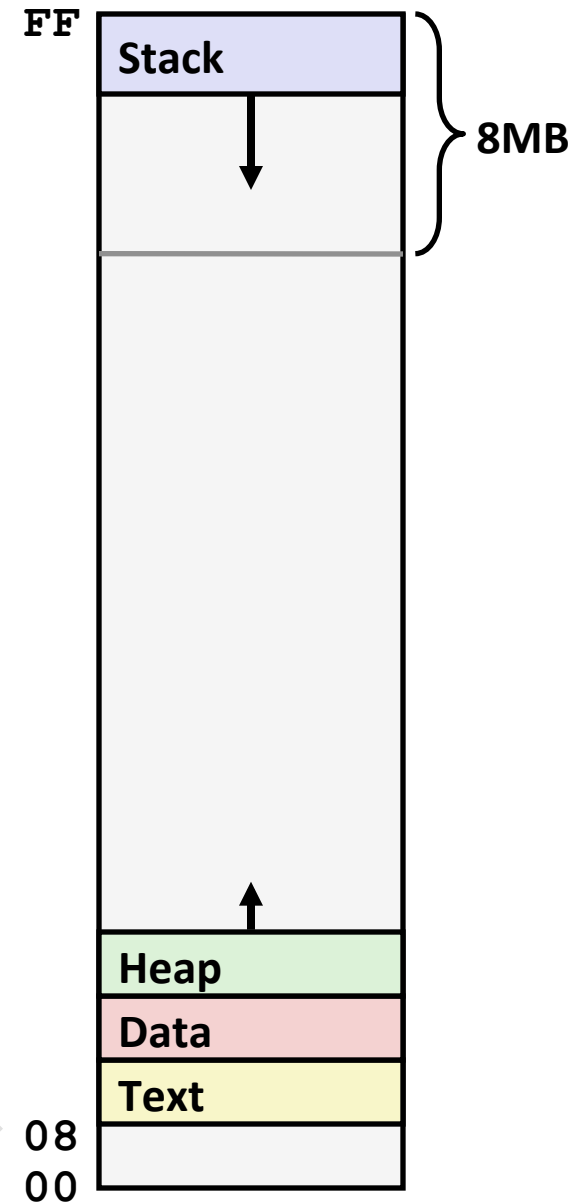
■ Text

- Executable machine instructions
- Read-only

Upper 2 hex digits
= 8 bits of address



not drawn to scale



Memory Allocation Example

```

char big_array[1<<24]; /* 16 MB */
char huge_array[1<<28]; /* 256 MB */

int beyond;
char *p1, *p2, *p3, *p4;


int useless() { return 0; }

int main()
{
    p1 = malloc(1 <<28); /* 256 MB */
    p2 = malloc(1 << 8); /* 256 B */
    p3 = malloc(1 <<28); /* 256 MB */
    p4 = malloc(1 << 8); /* 256 B */
    /* Some print statements ... */
}

```

Where does everything go?

not drawn to scale



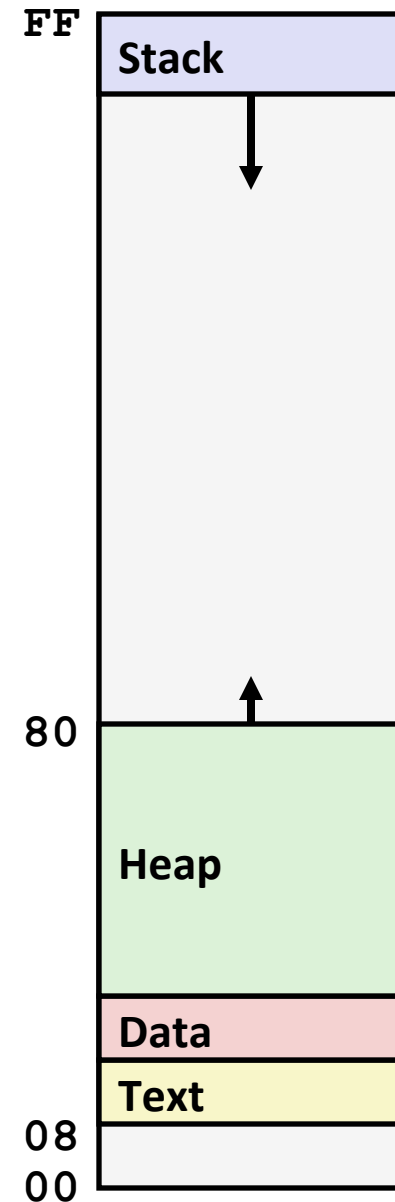
IA32 Example Addresses

address range $\sim 2^{32}$

<code>\$esp</code>	<code>0xffffbcd0</code>
<code>p3</code>	<code>0x65586008</code>
<code>p1</code>	<code>0x55585008</code>
<code>p4</code>	<code>0x1904a110</code>
<code>p2</code>	<code>0x1904a008</code>
<code>&p2</code>	<code>0x18049760</code>
<code>&beyond</code>	<code>0x08049744</code>
<code>big_array</code>	<code>0x18049780</code>
<code>huge_array</code>	<code>0x08049760</code>
<code>main()</code>	<code>0x080483c6</code>
<code>useless()</code>	<code>0x08049744</code>
<code>final malloc()</code>	<code>0x006be166</code>

`malloc()` is dynamically linked
address determined at runtime

not drawn to scale



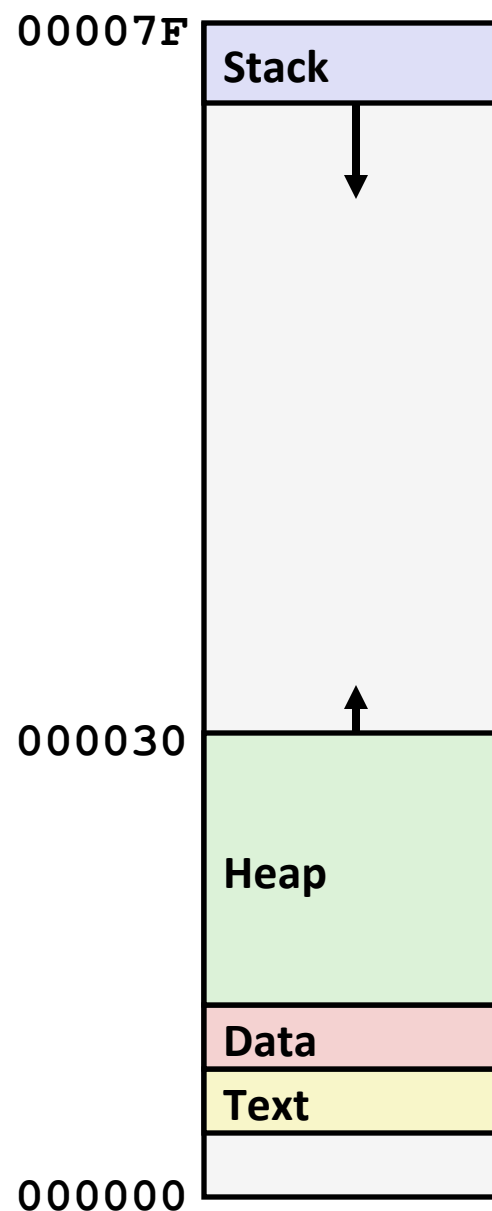
x86-64 Example Addresses

address range $\sim 2^{47}$

<code>\$rsp</code>	<code>0x00007fffffff8d1f8</code>
<code>p3</code>	<code>0x00002aaabaadd010</code>
<code>p1</code>	<code>0x00002aaaaadc010</code>
<code>p4</code>	<code>0x0000000011501120</code>
<code>p2</code>	<code>0x0000000011501010</code>
<code>&p2</code>	<code>0x0000000010500a60</code>
<code>&beyond</code>	<code>0x0000000000500a44</code>
<code>big_array</code>	<code>0x0000000010500a80</code>
<code>huge_array</code>	<code>0x0000000000500a50</code>
<code>main()</code>	<code>0x0000000000400510</code>
<code>useless()</code>	<code>0x0000000000400500</code>
<code>final malloc()</code>	<code>0x000000386ae6a170</code>

`malloc()` is dynamically linked
address determined at runtime

not drawn to scale



Today

- Structures
 - Alignment
- Unions
- Memory Layout
- **Buffer Overflow**
 - Vulnerability
 - Protection

Internet Worm and IM War

■ November, 1988

- Internet Worm attacks thousands of Internet hosts.
- How did it happen?

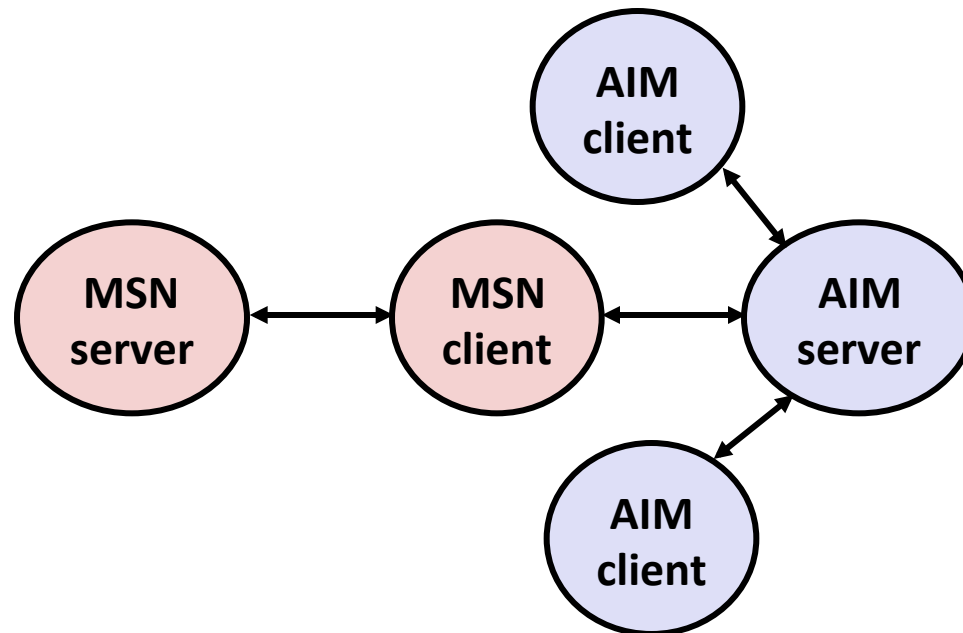
Internet Worm and IM War

■ November, 1988

- Internet Worm attacks thousands of Internet hosts.
- How did it happen?

■ July, 1999

- Microsoft launches MSN Messenger (instant messaging system).
- Messenger clients can access popular AOL Instant Messaging Service (AIM) servers



Internet Worm and IM War (cont.)

■ August 1999

- Mysteriously, Messenger clients can no longer access AIM servers.
- Microsoft and AOL begin the IM war:
 - AOL changes server to disallow Messenger clients
 - Microsoft makes changes to clients to defeat AOL changes.
 - At least 13 such skirmishes.
- How did it happen?

■ The Internet Worm and AOL/Microsoft War were both based on *stack buffer overflow* exploits!

- many library functions do not check argument sizes.
- allows target buffers to overflow.

String Library Code

■ Implementation of Unix function gets ()

```
/* Get string from stdin */
char *gets(char *dest)
{
    int c = getchar();
    char *p = dest;
    while (c != EOF && c != '\n') {
        *p++ = c;
        c = getchar();
    }
    *p = '\0';
    return dest;
}
```

- No way to specify limit on number of characters to read

■ Similar problems with other library functions

- **strcpy**, **strcat**: Copy strings of arbitrary length
- **scanf**, **fscanf**, **sscanf**, when given **%s** conversion specification

Vulnerable Buffer Code

```
/* Echo Line */  
void echo()  
{  
    char buf[4]; /* Way too small! */  
    gets(buf);  
    puts(buf);  
}
```

```
void call_echo() {  
    echo();  
}
```

```
unix>./bufdemo  
Type a string:1234567  
1234567
```

```
unix>./bufdemo  
Type a string:12345678  
Segmentation Fault
```

```
unix>./bufdemo  
Type a string:123456789ABC  
Segmentation Fault
```

Buffer Overflow Disassembly

echo:

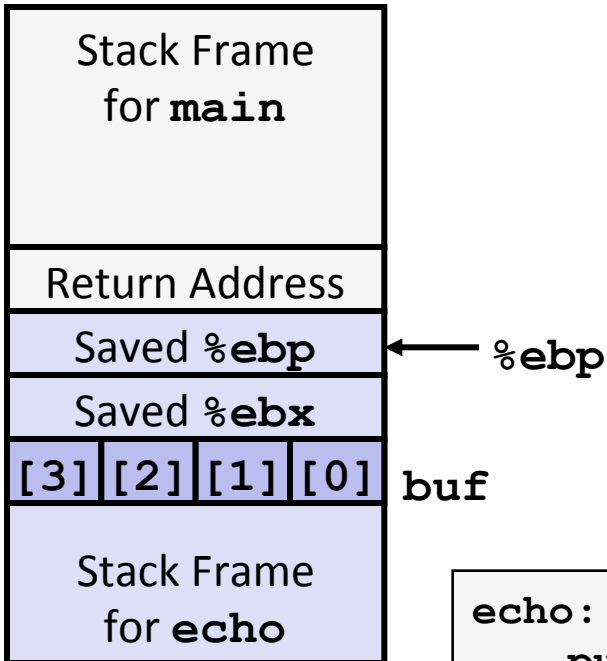
```
80485c5: 55          push   %ebp
80485c6: 89 e5      mov    %esp,%ebp
80485c8: 53        push   %ebx
80485c9: 83 ec 14   sub    $0x14,%esp
80485cc: 8d 5d f8   lea  0xffffffff8(%ebp),%ebx
80485cf: 89 1c 24   mov    %ebx,(%esp)
80485d2: e8 9e ff ff ff  call  8048575 <gets>
80485d7: 89 1c 24   mov    %ebx,(%esp)
80485da: e8 05 fe ff ff  call  80483e4 <puts@plt>
80485df: 83 c4 14   add    $0x14,%esp
80485e2: 5b        pop    %ebx
80485e3: 5d        pop    %ebp
80485e4: c3        ret
```

call_echo:

```
80485eb: e8 d5 ff ff ff  call  80485c5 <echo>
80485f0: c9          leave
80485f1: c3        ret
```

Buffer Overflow Stack

Before call to gets



```

/* Echo Line */
void echo()
{
    char buf[4]; /* Way too small! */
    gets(buf);
    puts(buf);
}

```

```

echo:
    pushl %ebp           # Save %ebp on stack
    movl  %esp, %ebp
    pushl %ebx          # Save %ebx
    subl  $20, %esp     # Allocate stack space
    leal -8(%ebp), %ebx # Compute buf as %ebp-8
    movl  %ebx, (%esp)  # Push buf on stack
    call  gets          # Call gets
    . . .

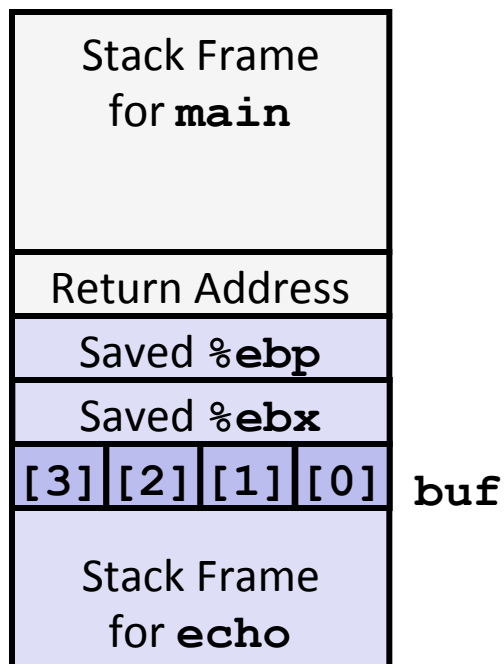
```

Buffer Overflow Stack Example

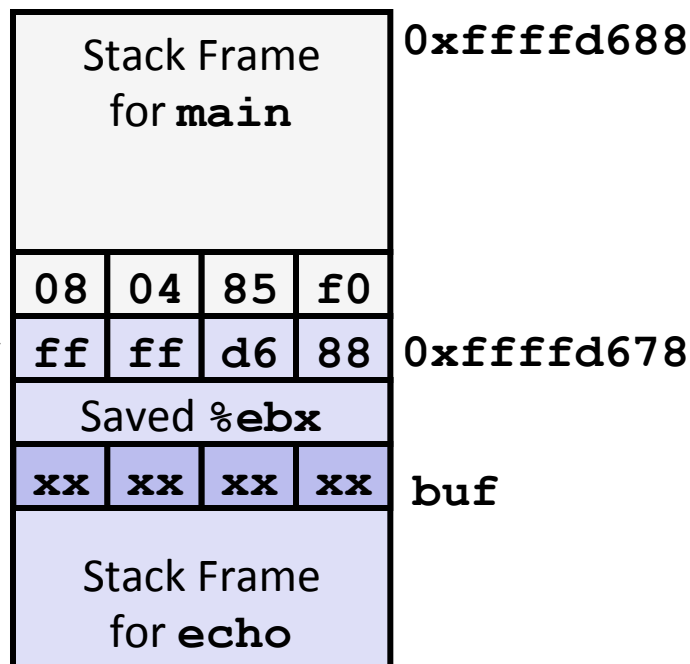
```

unix> gdb bufdemo
(gdb) break echo
Breakpoint 1 at 0x80485c9
(gdb) run
Breakpoint 1, 0x80485c9 in echo ()
(gdb) print /x $ebp
$1 = 0xffffd678
(gdb) print /x *(unsigned *)$ebp
$2 = 0xffffd688
(gdb) print /x *((unsigned *)$ebp + 1)
$3 = 0x80485f0
  
```

Before call to gets



Before call to gets



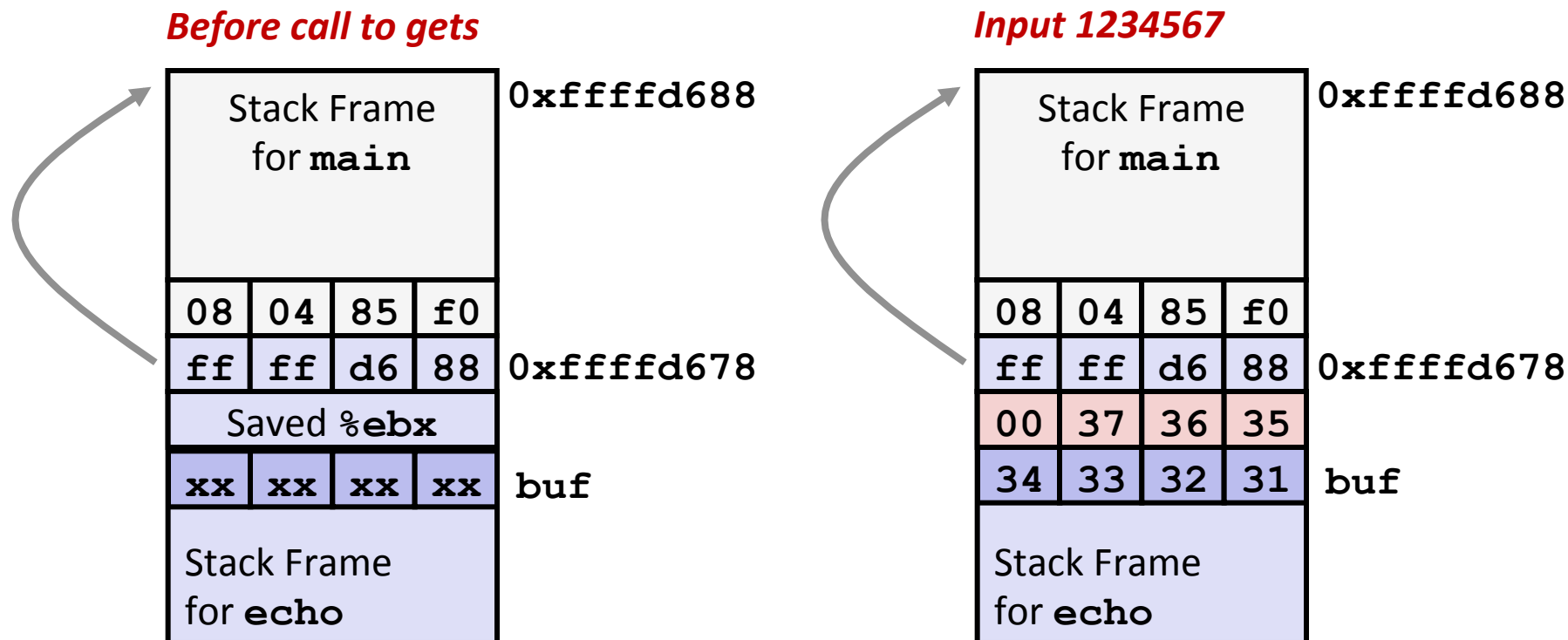
```

80485eb: e8 d5 ff ff ff
80485f0: c9
  
```

```

call 80485c5 <echo>
leave
  
```

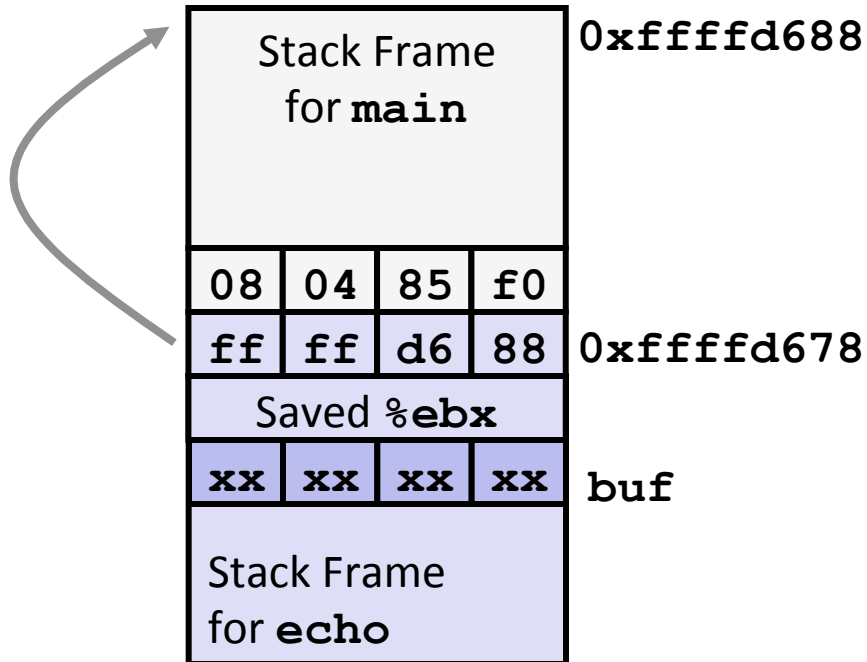
Buffer Overflow Example #1



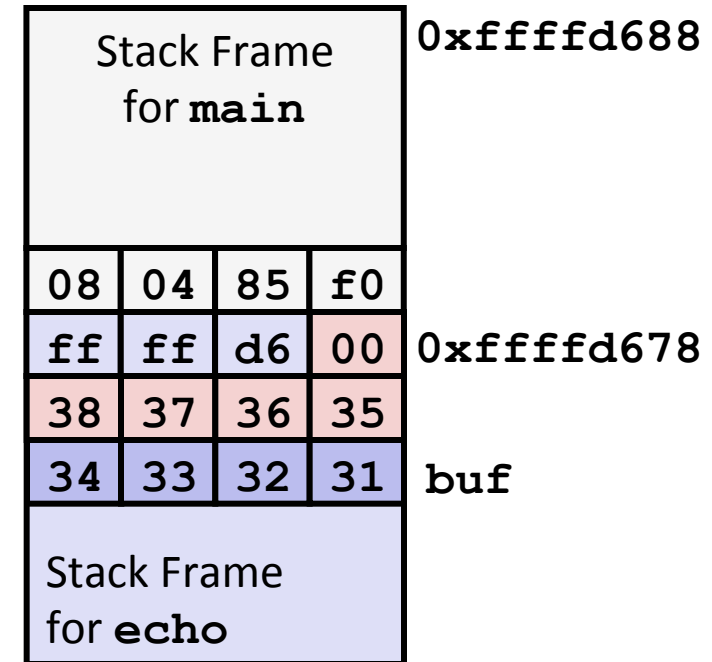
**Overflow buf, and corrupt `%ebx`,
but no problem**

Buffer Overflow Example #2

Before call to gets



Input 12345678



Base pointer corrupted

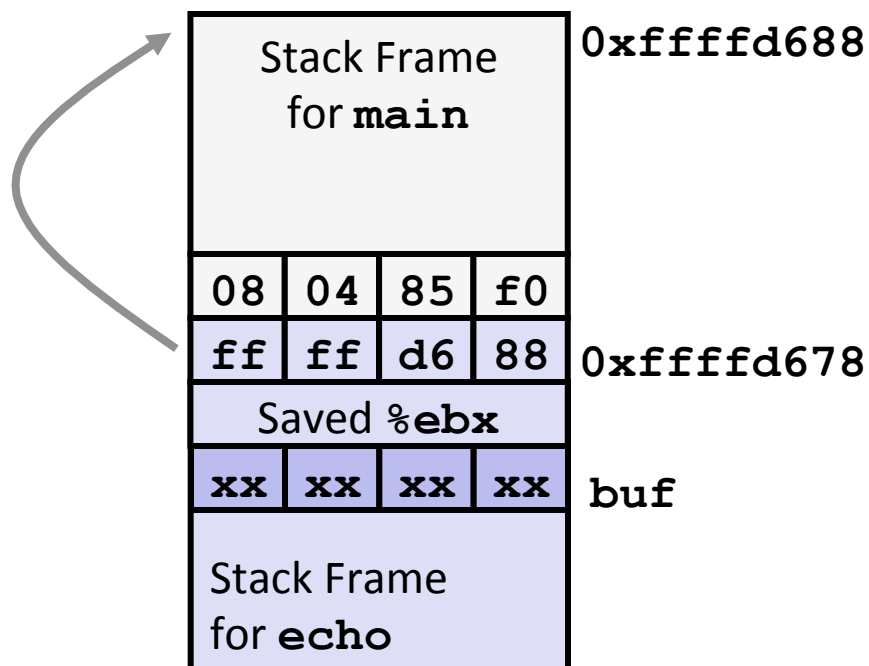
```

. . .
80485eb:  e8 d5 ff ff ff  call    80485c5 <echo>
80485f0:  c9                leave   # Set %ebp to corrupted value
80485f1:  c3                ret

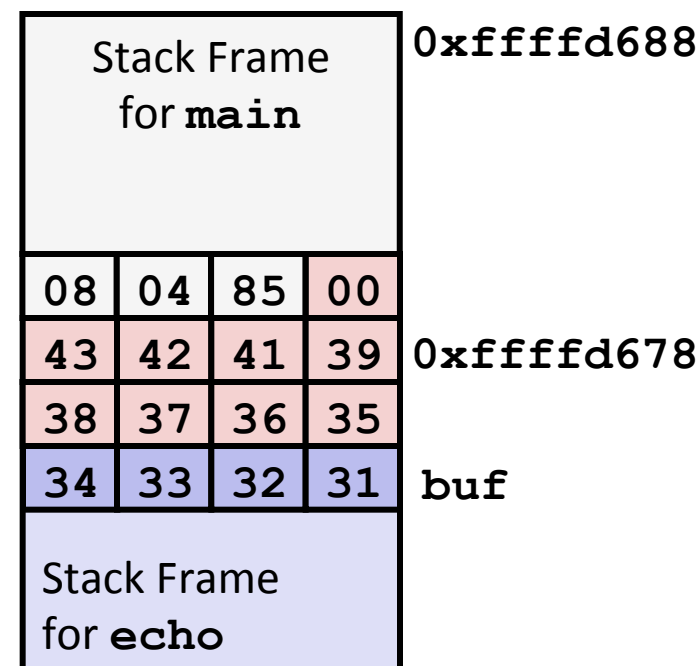
```

Buffer Overflow Example #3

Before call to gets



Input 123456789



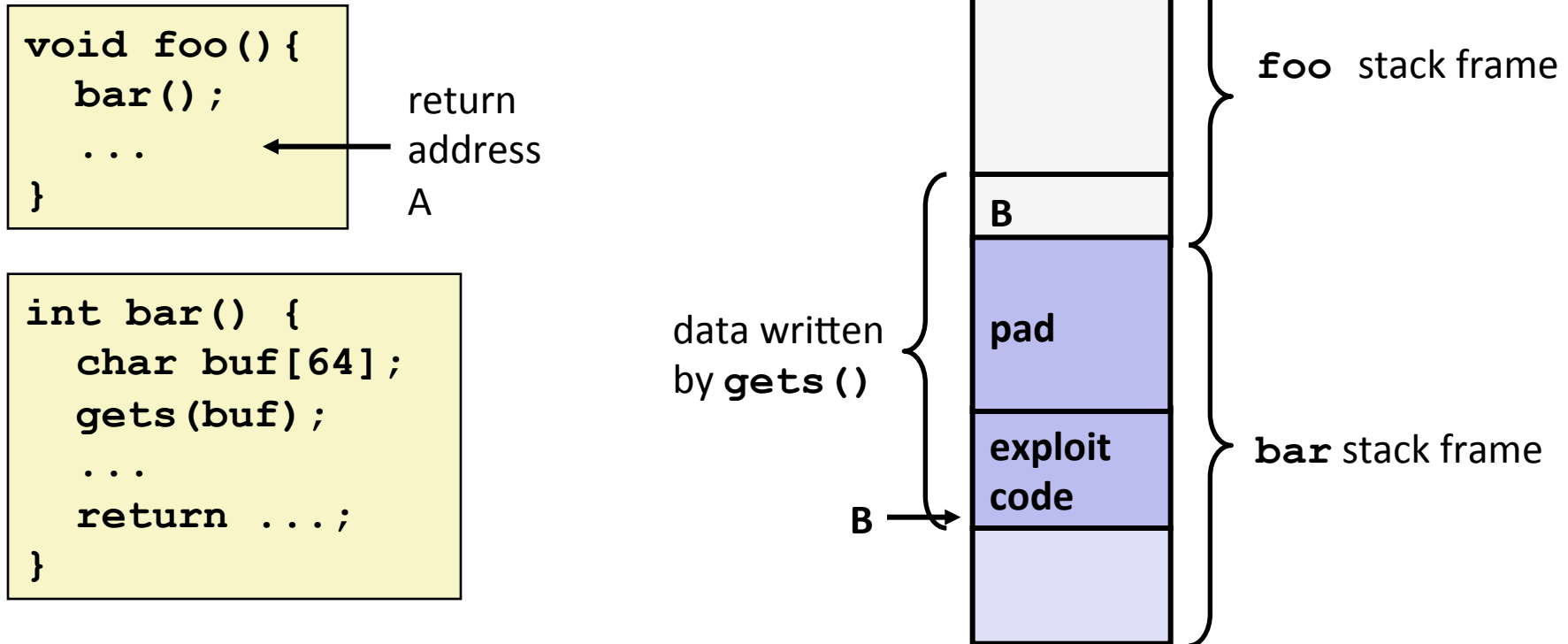
Return address corrupted

```

80485eb:  e8 d5 ff ff ff  call  80485c5 <echo>
80485f0:  c9                leave # Desired return point

```


Malicious Use of Buffer Overflow



- Input string contains byte representation of executable code
- Overwrite return address A with address of buffer B
- When `bar()` executes `ret`, will jump to exploit code

Exploits Based on Buffer Overflows

- *Buffer overflow bugs allow remote machines to execute arbitrary code on victim machines*
- **Internet worm**
 - Early versions of the finger server (fingerd) used `gets ()` to read the argument sent by the client:
 - `finger droh@cs.cmu.edu`
 - Worm attacked fingerd server by sending phony argument:
 - `finger "exploit-code padding new-return-address"`
 - exploit code: executed a root shell on the victim machine with a direct TCP connection to the attacker.

Exploits Based on Buffer Overflows

- *Buffer overflow bugs allow remote machines to execute arbitrary code on victim machines*
- **IM War**
 - AOL exploited existing buffer overflow bug in AIM clients
 - exploit code: returned 4-byte signature (the bytes at some location in the AIM client) to server.
 - When Microsoft changed code to match signature, AOL changed signature location.

Date: Wed, 11 Aug 1999 11:30:57 -0700 (PDT)
From: Phil Bucking <philbucking@yahoo.com>
Subject: AOL exploiting buffer overrun bug in their own software!
To: rms@pharlap.com

Mr. Smith,

I am writing you because I have discovered something that I think you might find interesting because you are an Internet security expert with experience in this area. I have also tried to contact AOL but received no response.

I am a developer who has been working on a revolutionary new instant messaging client that should be released later this year.

...

It appears that the AIM client has a buffer overrun bug. By itself this might not be the end of the world, as MS surely has had its share. But AOL is now *exploiting their own buffer overrun bug* to help in its efforts to block MS Instant Messenger.

....

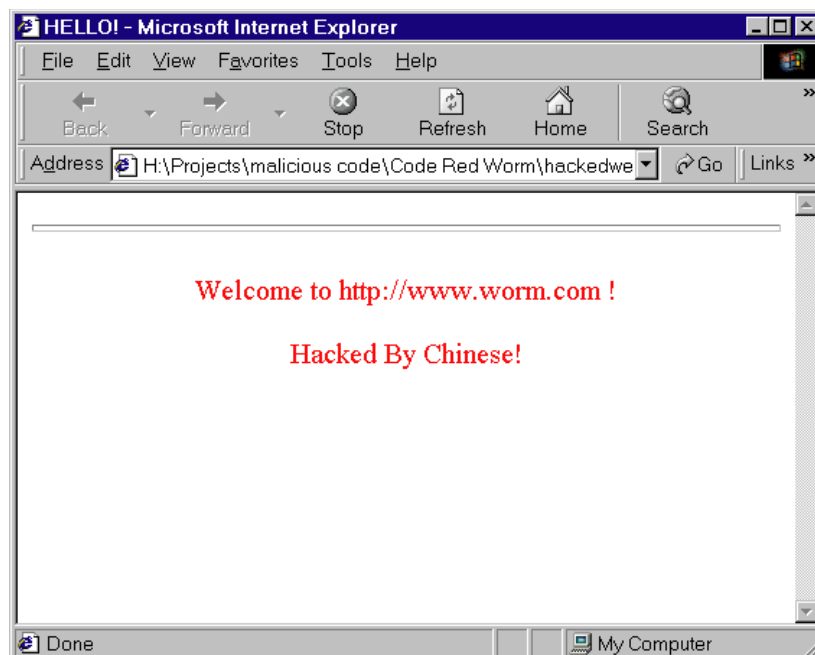
Since you have significant credibility with the press I hope that you can use this information to help inform people that behind AOL's friendly exterior they are nefariously compromising peoples' security.

Sincerely,
Phil Bucking
Founder, Bucking Consulting
philbucking@yahoo.com

***It was later determined that this
email originated from within
Microsoft!***

Code Red Exploit Code (2001)

- MS IIS webserver vulnerability
- Starts 100 threads running
- Spread self
 - Generate random IP addresses & send attack string
 - Between 1st & 19th of month
- Attack www.whitehouse.gov
 - Send 98,304 packets; sleep for 4-1/2 hours; repeat
 - Denial of service attack
 - Between 21st & 27th of month
- Deface server's home page
 - After waiting 2 hours



Code Red Exploit

```

GET /default.ida?NNNNNNNNNNNNNNNNNNNNNNNNNNNNNNNNNNNNNNNN
NNNNNNNNNNNNNNNNNNNNNNNNNNNNNNNNNNNNNNNNNNNNNNNNNNNNNN
NNNNNNNNNNNNNNNNNNNNNNNNNNNNNNNNNNNNNNNNNNNNNNNNNNNNNN
NNNNNNNNNNNNNNNNNNNNNNNNNNNNNNNNNNNNNNNNNNNNNNNNNNNNNN
NNNNNNNNNNNNNNNNNNNNNNNNNNNNNNNNNNNNNNNNNNNNNNNNNNNNNN
NNNNNNNNNNNNNNNNNNNNNNNNNNNNNNNNNNNNNNNNNNNNNNNNNNNNNN
NNNNNNNNNNNNNNNNNNNNNNNNNNNNNNNNNNNNNNNNNNNNNNNNNNNNNN
NNNNNNNNNNNNNNNNNNNNNNNNNNNNNNNNNNNNNNNNNNNNNNNNNNNNNN
NNNNNNNNNNNNNNNNNNNNNNNNNNNNNNNNNNNNNNNNNNNNNNNNNNNNNN
%u9090%u6858%ucbd3%u7801%u9090%u6858%ucbd3%u7801
%u9090%u6858%ucbd3%u7801%u9090%u9090%u8190%u00c3
%u0003%u8b00%u531b%u53ff%u0078%u0000%u00=a HTTP/
1.0

```

This access still shows up in many web server logs...

Avoiding Overflow Vulnerability

```
/* Echo Line */
#define MAX_STR_LEN 4

void echo()
{
    char buf[MAX_STR_LEN]; /* Way too
small! */
    fgets(buf, MAX_STR_LEN, stdin);
    puts(buf);
}
```

- **Use library routines that limit string lengths**
 - **fgets** instead of **gets**
 - **strncpy** instead of **strcpy**
 - Don't use **scanf** with **%s** conversion specification
 - Use **fgets** to read the string
 - Or use **%ns** where **n** is a suitable integer

System-Level Protections

■ Randomized stack offsets

- At start of program, allocate random amount of space on stack
- Makes it difficult for hacker to predict beginning of inserted code

■ Nonexecutable code segments

- In traditional x86, can mark region of memory as either “read-only” or “writeable”
 - Can execute anything readable
- X86-64 added explicit “execute” permission

```
unix> gdb bufdemo
(gdb) break echo

(gdb) run
(gdb) print /x $ebp
$1 = 0xffffc638

(gdb) run
(gdb) print /x $ebp
$2 = 0xffffbb08

(gdb) run
(gdb) print /x $ebp
$3 = 0xffffc6a8
```


Stack Canaries

■ Idea

- Place special value (“canary”) on stack just beyond buffer
- Check for corruption before exiting function

■ GCC Implementation

- `-fstack-protector`
- `-fstack-protector-all`

```
unix> ./bufdemo-protected
Type a string:1234
1234
```

```
unix> ./bufdemo-protected
Type a string:12345
*** stack smashing detected ***
```

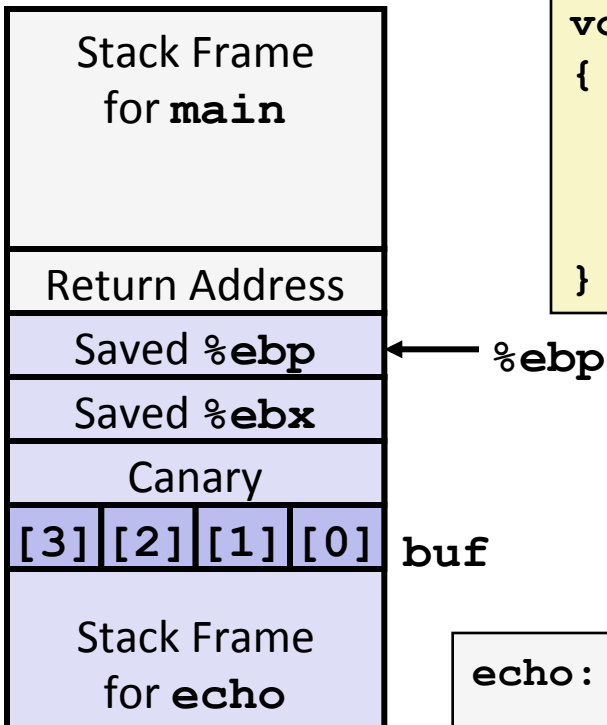
Protected Buffer Disassembly

echo:

```
804864d: 55          push    %ebp
804864e: 89 e5      mov     %esp,%ebp
8048650: 53        push    %ebx
8048651: 83 ec 14   sub     $0x14,%esp
8048654: 65 a1 14 00 00 00  mov    %gs:0x14,%eax
804865a: 89 45 f8   mov     %eax,0xffffffff8(%ebp)
804865d: 31 c0     xor     %eax,%eax
804865f: 8d 5d f4   lea    0xffffffff4(%ebp),%ebx
8048662: 89 1c 24   mov     %ebx,(%esp)
8048665: e8 77 ff ff ff  call   80485e1 <gets>
804866a: 89 1c 24   mov     %ebx,(%esp)
804866d: e8 ca fd ff ff  call   804843c <puts@plt>
8048672: 8b 45 f8   mov     0xffffffff8(%ebp),%eax
8048675: 65 33 05 14 00 00 00  xor    %gs:0x14,%eax
804867c: 74 05     je     8048683 <echo+0x36>
804867e: e8 a9 fd ff ff  call   804842c <FAIL>
8048683: 83 c4 14   add     $0x14,%esp
8048686: 5b        pop     %ebx
8048687: 5d        pop     %ebp
8048688: c3        ret
```

Setting Up Canary

Before call to gets



```

/* Echo Line */
void echo()
{
    char buf[4]; /* Way too small! */
    gets(buf);
    puts(buf);
}

```

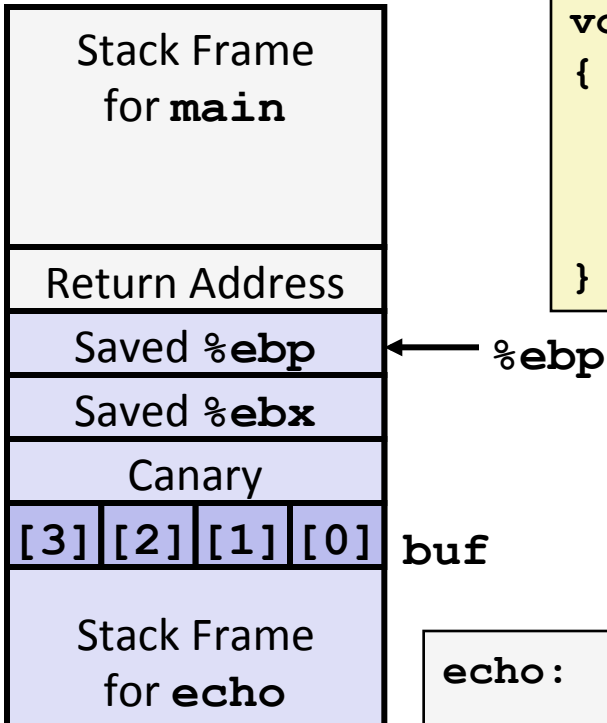
```

echo:
    . . .
    movl    %gs:20, %eax    # Get canary
    movl    %eax, -8(%ebp) # Put on stack
    xorl    %eax, %eax     # Erase canary
    . . .

```

Checking Canary

Before call to gets



```

/* Echo Line */
void echo()
{
    char buf[4]; /* Way too small! */
    gets(buf);
    puts(buf);
}

```

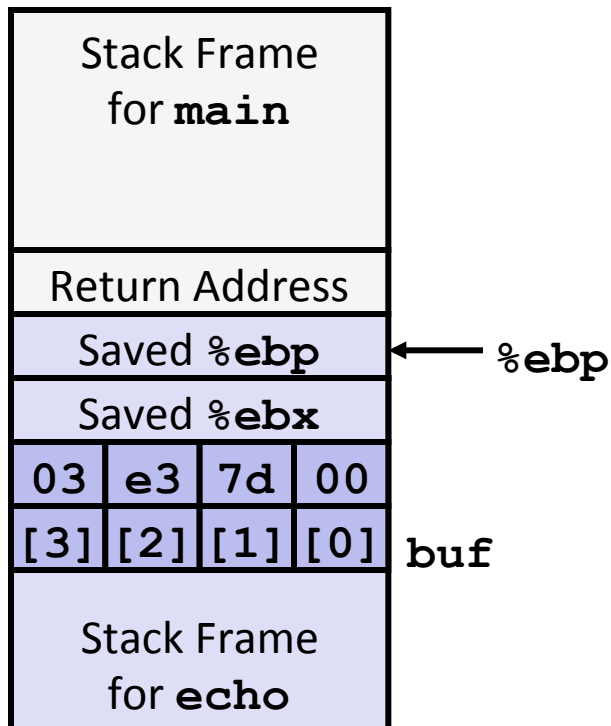
```

echo:
    . . .
    movl    -8(%ebp), %eax    # Retrieve from stack
    xorl    %gs:20, %eax     # Compare with Canary
    je     .L24              # Same: skip ahead
    call   __stack_chk_fail # ERROR
.L24:
    . . .

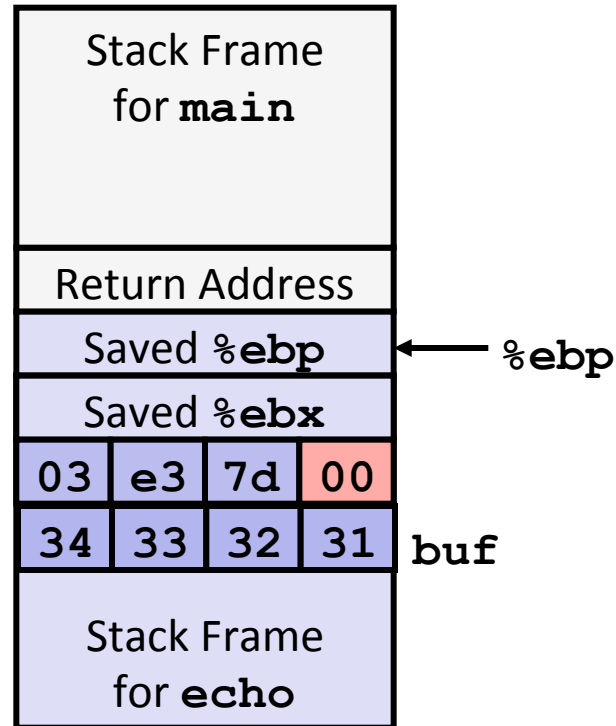
```

Canary Example

Before call to gets



Input 1234



```
(gdb) break echo
(gdb) run
(gdb) stepi 3
(gdb) print /x *((unsigned *) $ebp - 2)
$1 = 0x3e37d00
```

Benign corruption!
 (allows programmers to make
 silent off-by-one errors)

Worms and Viruses

- **Worm: A program that**
 - Can run by itself
 - Can propagate a fully working version of itself to other computers

- **Virus: Code that**
 - Add itself to other programs
 - Cannot run independently

- **Both are (usually) designed to spread among computers and to wreak havoc**

Today

- **Structures**
 - Alignment
- **Unions**
- **Memory Layout**
- **Buffer Overflow**
 - Vulnerability
 - Protection