

15-213

"The course that gives CMU its Zip!"

## Network Programming April 22, 2003

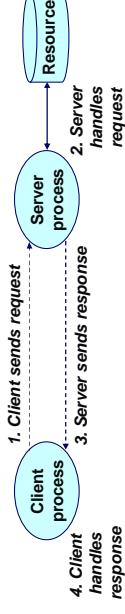
### Topics

- Programmer's view of the Internet (review)
- Sockets interface
- Writing clients and servers

## A Client-Server Transaction

Most network applications are based on the client-server model:

- A *server* process and one or more *client* processes
- Server manages some *resource*.
- Server provides *service* by manipulating resource for clients.



Note: clients and servers are processes running on hosts  
(can be the same or different hosts).

-2-

15-213, S03

## A Programmer's View of the Internet

1. Hosts are mapped to a set of 32-bit *IP* addresses.

- 128.2.203.179

2. The set of IP addresses is mapped to a set of identifiers called Internet *domain names*.

- 128.2.203.179 is mapped to `www.cs.cmu.edu`

3. A process on one Internet host can communicate with a process on another Internet host over a *connection*.

-3-

15-213, S03

## 1. IP Addresses

32-bit IP addresses are stored in an *IP address struct*

- IP addresses are always stored in memory in network byte order (big-endian byte order)
- True in general for any integer transferred in a packet header from one machine to another.
  - E.g., the port number used to identify an Internet connection.

```
/* Internet address structure */
struct in_addr {
    unsigned int s_addr; /* network byte order (big-endian) */
};
```

Handy network byte-order conversion functions:

```
htonl: convert long int from host to network byte order.
htons: convert short int from host to network byte order.
ntohl: convert long int from network to host byte order.
ntohs: convert short int from network to host byte order.
```

-4-

15-213, S03

## 2. Domain Naming System (DNS)

The Internet maintains a mapping between IP addresses and domain names in a huge worldwide distributed database called *DNS*.

- Conceptually, programmers can view the DNS database as a collection of millions of *host entry structures*:

```

/* DNS host entry structure */
struct hostent {
    char *h_name;          /* official domain name of host */
    char **h_aliases;     /* null-terminated array of domain names */
    int h_addrtype;      /* host address type (AF_INET) */
    int h_length;        /* length of an address, in bytes */
    char **h_addr_list;  /* null-terminated array of in_addr structs */
};

```

### Functions for retrieving host entries from DNS:


- gethostbyname: query key is a DNS domain name.
- gethostbyaddr: query key is an IP address.

-5- 15-213, S03

## 3. Internet Connections

Clients and servers communicate by sending streams of bytes over *connections*.

Connections are point-to-point, full-duplex (2-way communication), and reliable.



Note: 51213 is an ephemeral port allocated by the kernel

Note: 80 is a well-known port associated with Web servers

-6-

## Clients

### Examples of client programs

- Web browsers, ftp, telnet, ssh

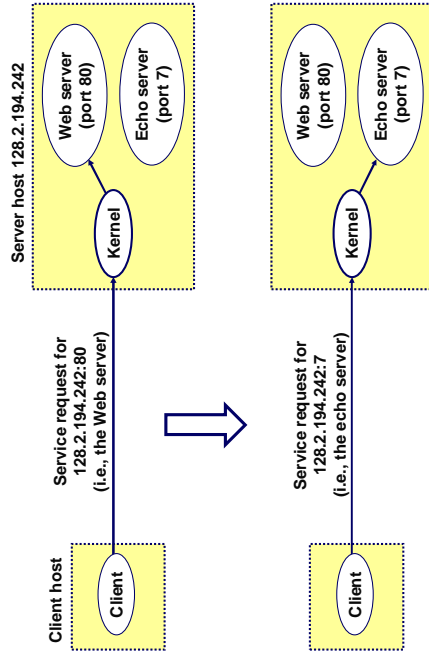
### How does a client find the server?

- The IP address in the server socket address identifies the host (*more precisely, an adapter on the host*)
- The (well-known) port in the server socket address identifies the service, and thus implicitly identifies the server process that performs that service.
- Examples of well know ports
  - Port 7: Echo server
  - Port 23: Telnet server
  - Port 25: Mail server
  - Port 80: Web server

-7-

15-213, S03

## Using Ports to Identify Services



-8-

15-213, S03

## Servers

Servers are long-running processes (daemons).

- Created at boot-time (typically) by the init process (process 1)
- Run continuously until the machine is turned off.

Each server waits for requests to arrive on a well-known port associated with a particular service.

- Port 7: echo server
- Port 23: telnet server
- Port 25: mail server
- Port 80: HTTP server

A machine that runs a server process is also often referred to as a “server.”

- 9 -

15-213, S03

## Server Examples

**Web server (port 80)**

- Resource: files/compute cycles (CGI programs)
- Service: retrieves files and runs CGI programs on behalf of the client

**FTP server (20, 21)**

- Resource: files
- Service: stores and retrieve files

**Telnet server (23)**

- Resource: terminal
- Service: proxies a terminal on the server machine

**Mail server (25)**

- Resource: email “spool” file
- Service: stores mail messages in spool file

- 10 -

15-213, S03

See `/etc/services` for a comprehensive list of the services available on a Linux machine.

## Sockets Interface

Created in the early 80's as part of the original Berkeley distribution of Unix that contained an early version of the Internet protocols.

Provides a user-level interface to the network.

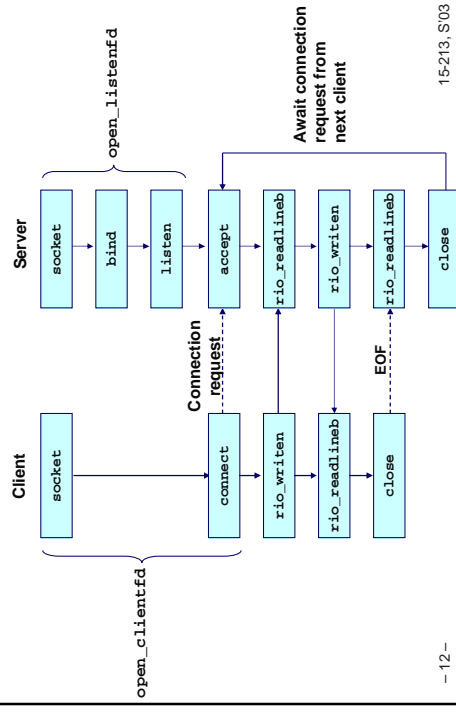
Underlying basis for all Internet applications.

Based on client/server programming model.

- 11 -

15-213, S03

## Overview of the Sockets Interface



- 12 -

15-213, S03

## Sockets

### What is a socket?

- To the kernel, a socket is an endpoint of communication.
- To an application, a socket is a file descriptor that lets the application read/write from/to the network.
  - Remember: All Unix I/O devices, including networks, are modeled as files.

Clients and servers communicate with each other by reading from and writing to socket descriptors.

The main distinction between regular file I/O and socket I/O is how the application “opens” the socket descriptors.

-13-

15-213.S03

## Socket Address Structures

### Generic socket address:

- For address arguments to connect, bind, and accept.
- Necessary only because C did not have generic (void \*) pointers when the sockets interface was designed.

```
struct sockaddr {
    unsigned short sa_family; /* protocol family */
    char sa_data[14]; /* address data. */
};
```

### Internet-specific socket address:

- Must cast (sockaddr\_in \*) to (sockaddr \*) for connect, bind, and accept.

```
struct sockaddr_in {
    unsigned short sin_family; /* address family (always AF_INET) */
    unsigned short sin_port; /* port num in network byte order */
    struct in_addr sin_addr; /* IP addr in network byte order */
    unsigned char sin_zero[8]; /* pad to sizeof(struct sockaddr) */
};
```

-14-

15-213.S03

## Echo Client Main Routine

```
#include "csapp.h"
/* usage: ./echoclient host port */
int main(int argc, char **argv)
{
    int clientfd, port;
    char *host, buf[MAXLINE];
    rio_t rio;

    host = argv[1];
    port = atoi(argv[2]);

    clientfd = Open_clientfd(host, port);
    Rio_readinitb(&rio, clientfd);

    while (Fgets(buf, MAXLINE, stdin) != NULL) {
        Rio_writen(clientfd, buf, strlen(buf));
        Rio_readlineb(&rio, buf, MAXLINE);
        Fputs(buf, stdout);
    }
    Close(clientfd);
    exit(0);
}
```

-15-

15-213.S03

## Echo Client: open\_clientfd

```
int open_clientfd(char *hostname, int port)
{
    int clientfd;
    struct hostent *hp;
    struct sockaddr_in serveraddr;

    if ((clientfd = socket(AF_INET, SOCK_STREAM, 0)) < 0)
        return -1; /* check errno for cause of error */

    /* Fill in the server's IP address and port */
    if ((hp = gethostbyname(hostname)) == NULL)
        return -2; /* check h_errno for cause of error */
    bzero((char *) &serveraddr, sizeof(serveraddr));
    serveraddr.sin_family = AF_INET;
    bcopy((char *) hp->h_addr,
          (char *) &serveraddr.sin_addr.s_addr, hp->h_length);
    serveraddr.sin_port = htons(port);

    /* Establish a connection with the server */
    if (connect(clientfd, (SA *) &serveraddr, sizeof(serveraddr)) < 0)
        return -1;
    return clientfd;
}
```

This function opens a connection from the client to the server at hostname:port

## Echo Client: open\_clientfd (socket)

socket creates a socket descriptor on the client.

- **AF\_INET:** indicates that the socket is associated with Internet protocols.
- **SOCK\_STREAM:** selects a reliable byte stream connection.

```
int clientfd; /* socket descriptor */
if ((clientfd = socket(AF_INET, SOCK_STREAM, 0)) < 0)
    return -1; /* check errno for cause of error */
... (more)
```

-17-

15-213, S03

## Echo Client: open\_clientfd (gethostbyname)

The client then builds the server's Internet address.

```
int clientfd; /* socket descriptor */
struct hostent *hp; /* DNS host entry */
struct sockaddr_in serveraddr; /* server's IP address */
...
/* fill in the server's IP address and port */
if ((hp = gethostbyname(hostname)) == NULL)
    return -2; /* check h_errno for cause of error */
bzero((char *) &serveraddr, sizeof(serveraddr));
serveraddr.sin_family = AF_INET;
bcopy((char *)hp->h_addr,
      (char *) &serveraddr.sin_addr.s_addr, hp->h_length);
serveraddr.sin_port = htons(port);
```

-18-

15-213, S03

## Echo Client: open\_clientfd (connect)

Finally the client creates a connection with the server.

- Client process suspends (blocks) until the connection is created.
- After resuming, the client is ready to begin exchanging messages with the server via Unix I/O calls on descriptor `clientfd`.

```
int clientfd; /* socket descriptor */
struct sockaddr_in serveraddr; /* server address */
typedef struct sockaddr SA; /* generic sockaddr */
...
/* Establish a connection with the server */
if (connect(clientfd, (SA *) &serveraddr, sizeof(serveraddr)) < 0)
    return -1;
return clientfd;
}
```

-19-

15-213, S03

## Echo Server: Main Routine

```
int main(int argc, char **argv) {
    int listenfd, connfd, port, clientlen;
    struct sockaddr_in clientaddr;
    struct hostent *hp;
    char *haddrp;
    port = atoi(argv[1]); /* the server listens on a port passed
                          on the command line */
    listenfd = open_listenfd(port);
    while (1) {
        clientlen = sizeof(clientaddr);
        connfd = Accept(listenfd, (SA *) &clientaddr, &clientlen);
        hp = Gethostbyaddr((const char *) &clientaddr.sin_addr.s_addr,
                          sizeof(clientaddr.sin_addr.s_addr), AF_INET);
        haddrp = inet_ntoa(clientaddr.sin_addr);
        printf("server connected to %s (%s)\n", hp->h_name, haddrp);
        echo(connfd);
        Close(connfd);
    }
}
```

-20-

15-213, S03

## Echo Server: open\_listenfd

```
int open_listenfd(int port)
{
    int listenfd, optval=1;
    struct sockaddr_in serveraddr;

    /* Create a socket descriptor */
    if ((listenfd = socket(AF_INET, SOCK_STREAM, 0)) < 0)
        return -1;

    /* Eliminates "Address already in use" error from bind. */
    if (setsockopt(listenfd, SOL_SOCKET, SO_REUSEADDR,
        (const void *)&optval , sizeof(int)) < 0)
        return -1;

    ... (more)
}
```

-21-

15-213, S03

## Echo Server: open\_listenfd (cont)

```
...
/* Listenfd will be an endpoint for all requests to port
   on any IP address for this host */
bzero((char *) &serveraddr, sizeof(serveraddr));
serveraddr.sin_family = AF_INET;
serveraddr.sin_addr.s_addr = htonl(INADDR_ANY);
serveraddr.sin_port = htons((unsigned short)port);
if (bind(listenfd, (SA *)&serveraddr, sizeof(serveraddr)) < 0)
    return -1;

/* Make it a listening socket ready to accept
   connection requests */
if (listen(listenfd, LISTENQ) < 0)
    return -1;

return listenfd;
}
```

-22-

15-213, S03

## Echo Server: open\_listenfd (socket)

socket creates a socket descriptor on the server.

- **AF\_INET**: indicates that the socket is associated with Internet protocols.
- **SOCK\_STREAM**: selects a reliable byte stream connection.

```
int listenfd; /* listening socket descriptor */

/* Create a socket descriptor */
if ((listenfd = socket(AF_INET, SOCK_STREAM, 0)) < 0)
    return -1;
```

-23-

15-213, S03

## Echo Server: open\_listenfd (setsockopt)

The socket can be given some attributes.

```
...
/* Eliminates "Address already in use" error from bind. */
if (setsockopt(listenfd, SOL_SOCKET, SO_REUSEADDR,
    (const void *)&optval , sizeof(int)) < 0)
    return -1;
```

Handy trick that allows us to rerun the server immediately after we kill it.

- Otherwise we would have to wait about 15 secs.
  - Eliminates "Address already in use" error from `bind()`.
- Strongly suggest you do this for all your servers to simplify debugging.

-24-

15-213, S03

## Echo Server: open\_listenfd (initialize socket address)

Next, we initialize the socket with the server's Internet address (IP address and port)

```
...
struct sockaddr_in serveraddr; /* server's socket addr */
/* listenfd will be an endpoint for all requests to port
on any IP address for this host */
bzero((char *) &serveraddr, sizeof(serveraddr));
serveraddr.sin_family = AF_INET;
serveraddr.sin_addr.s_addr = htonl(INADDR_ANY);
serveraddr.sin_port = htons((unsigned short)port);
```

IP addr and port stored in network (big-endian) byte order

- `htonl()` converts longs from host byte order to network byte order.
- `htons()` converts shorts from host byte order to network byte order.

-25-

15-213, S03

## Echo Server: open\_listenfd (bind)

`bind` associates the socket with the socket address we just created.

```
int listenfd; /* listening socket */
struct sockaddr_in serveraddr; /* server's socket addr */
...
/* listenfd will be an endpoint for all requests to port
on any IP address for this host */
if (bind(listenfd, (SA *)&serveraddr, sizeof(serveraddr)) < 0)
return -1;
```

-26-

15-213, S03

## Echo Server: open\_listenfd (listen)

`listen` indicates that this socket will accept connection (connect) requests from clients.

```
int listenfd; /* listening socket */
...
/* Make it a listening socket ready to accept connection requests */
if (listen(listenfd, LISTENQ) < 0)
return -1;
return listenfd;
}
```

We're finally ready to enter the main server loop that accepts and processes client connection requests.

-27-

15-213, S03

## Echo Server: Main Loop

The server loops endlessly, waiting for connection requests, then reading input from the client, and echoing the input back to the client.

```
main() {
/* create and configure the listening socket */
while(1) {
/* Accept(): wait for a connection request */
/* echo(): read and echo input lines from client till EOF */
/* Close(): close the connection */
}
}
```

-28-

15-213, S03

## Echo Server: accept

`accept()` blocks waiting for a connection request.

```
int listenfd; /* listening descriptor */
int connfd; /* connected descriptor */
struct sockaddr_in clientaddr;
int clientlen;

clientlen = sizeof(clientaddr);
connfd = Accept(listenfd, (SA *)&clientaddr, &clientlen);
```

`accept` returns a *connected descriptor* (`connfd`) with the same properties as the *listening descriptor* (`listenfd`)

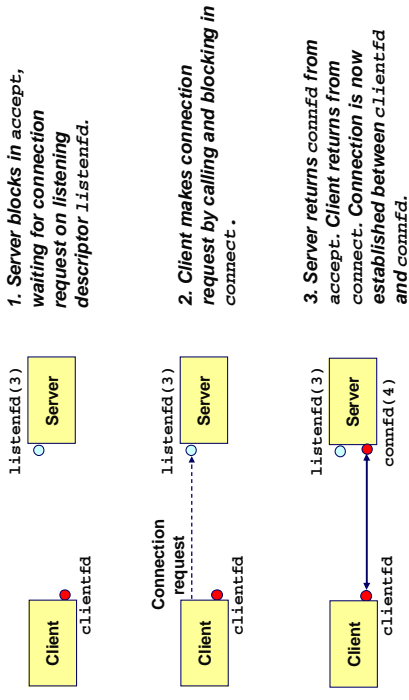
- Returns when the connection between client and server is created and ready for I/O transfers.
- All I/O with the client will be done via the connected socket.

`accept` also fills in client's IP address.

-29-

15-213, S03

## Echo Server: accept Illustrated



-30-

15-213, S03

## Connected vs. Listening Descriptors

### Listening descriptor

- End point for client connection requests.
- Created once and exists for lifetime of the server.

### Connected descriptor

- End point of the connection between client and server.
- A new descriptor is created each time the server accepts a connection request from a client.
- Exists only as long as it takes to service client.

### Why the distinction?

- Allows for concurrent servers that can communicate over many client connections simultaneously.
  - E.g., Each time we receive a new request, we fork a child to handle the request.

-31-

15-213, S03

## Echo Server: Identifying the Client

The server can determine the domain name and IP address of the client.

```
struct hostent *hp; /* pointer to DNS host entry */
char *haddrp; /* pointer to dotted decimal string */

hp = Gethostbyaddr((const char *)&clientaddr.sin_addr.s_addr,
                  sizeof(clientaddr.sin_addr), AF_INET);
haddrp = inet_ntoa(clientaddr.sin_addr);
printf("server connected to %s (%s)\n", hp->h_name, haddrp);
```

-32-

15-213, S03



## Echo Server: echo

The server uses RIO to read and echo text lines until EOF (end-of-file) is encountered.

- EOF notification caused by client calling `close(clientfd)`.
- **IMPORTANT:** EOF is a condition, not a particular data byte.

```
void echo(int connfd)
{
    size_t n;
    char buf[MAXLINE];
    rio_t rio;

    Rio_readinitb(&rio, connfd);
    while((n = Rio_readlineb(&rio, buf, MAXLINE)) != 0) {
        printf("server received %d bytes\n", n);
        Rio_writen(connfd, buf, n);
    }
}
```

-33-

15-213, S03

## Testing Servers Using telnet

The `telnet` program is invaluable for testing servers that transmit ASCII strings over Internet connections

- Our simple echo server
- Web servers
- Mail servers

**Usage:**

- `unix> telnet <host> <portnumber>`
- Creates a connection with a server running on `<host>` and listening on port `<portnumber>`.

-34-

15-213, S03

## Testing the Echo Server With telnet

```
bass> echoserver 5000
server established connection with KITTYHAWK.CMCL (128.2.194.242)
server received 5 bytes: 123
server established connection with KITTYHAWK.CMCL (128.2.194.242)
server received 8 bytes: 456789
kittyhawk> telnet bass 5000
Trying 128.2.222.85...
Connected to BASS.CMCL.CS.CMU.EDU.
Escape character is '^['.
123
123
Connection closed by foreign host.
kittyhawk> telnet bass 5000
Trying 128.2.222.85...
Connected to BASS.CMCL.CS.CMU.EDU.
Escape character is '^['.
456789
456789
Connection closed by foreign host.
kittyhawk>
```

-35-

15-213, S03

## Running the Echo Client and Server

```
bass> echoserver 5000
server established connection with KITTYHAWK.CMCL (128.2.194.242)
server received 4 bytes: 123
server established connection with KITTYHAWK.CMCL (128.2.194.242)
server received 7 bytes: 456789
...
kittyhawk> echoclient bass 5000
Please enter msg: 123
Echo from server: 123
kittyhawk> echoclient bass 5000
Please enter msg: 456789
Echo from server: 456789
kittyhawk>
```

-36-

15-213, S03

## **For More Information**

W. Richard Stevens, "Unix Network Programming: Networking APIs: Sockets and XTI", Volume 1, Second Edition, Prentice Hall, 1998.

- THE network programming bible.

**Complete versions of the echo client and server are developed in the text.**

- Available from `csapp.cs.cmu.edu`
- You should compile and run them for yourselves to see how they work.
- Feel free to borrow any of this code.