

# Linking

15-213: Introduction to Computer Systems  
13<sup>th</sup> Lecture, June 15th, 2016

**Instructor:**

Brian Railing

# Today

- **Linking**
- Case study: Library interpositioning

# Example C Program

```
int sum(int *a, int n);

int array[2] = {1, 2};

int main(int argc, char** argv)
{
    int val = sum(array, 2);
    return val;
}
```

*main.c*

```
int sum(int *a, int n)
{
    int i, s = 0;

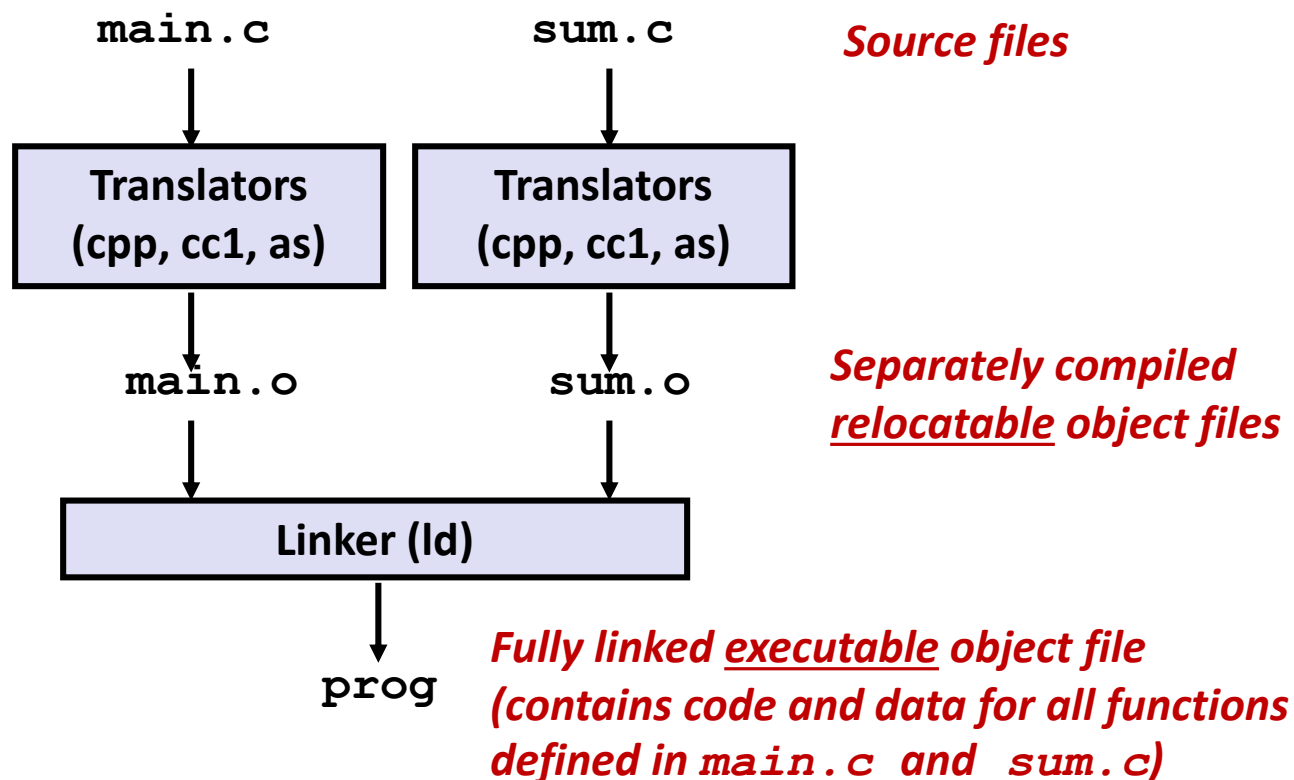
    for (i = 0; i < n; i++) {
        s += a[i];
    }
    return s;
}
```

*sum.c*

# Static Linking

- Programs are translated and linked using a *compiler driver*:

- `linux> gcc -Og -o prog main.c sum.c`
- `linux> ./prog`



# Why Linkers?

## ■ Reason 1: Modularity

- Program can be written as a collection of smaller source files, rather than one monolithic mass.
- Can build libraries of common functions (more on this later)
  - e.g., Math library, standard C library

# Why Linkers? (cont)

## ■ Reason 2: Efficiency

- Time: Separate compilation
  - Change one source file, compile, and then relink.
  - No need to recompile other source files.
  - Can compile multiple files concurrently.
- Space: Libraries
  - Common functions can be aggregated into a single file...
  - Yet executable files and running memory images contain only code for the functions they actually use.

# What Do Linkers Do?

## ■ Step 1: Symbol resolution

- Programs define and reference *symbols* (global variables and functions):
  - `void swap() {...} /* define symbol swap */`
  - `swap(); /* reference symbol swap */`
  - `int *xp = &x; /* define symbol xp, reference x */`
- Symbol definitions are stored in object file (by assembler) in *symbol table*.
  - Symbol table is an array of `structs`
  - Each entry includes name, size, and location of symbol.
- **During symbol resolution step, the linker associates each symbol reference with exactly one symbol definition.**

# What Do Linkers Do? (cont)

## ■ Step 2: Relocation

- Merges separate code and data sections into single sections
- Relocates symbols from their relative locations in the `.o` files to their final absolute memory locations in the executable.
- Updates all references to these symbols to reflect their new positions.

**Let's look at these two steps in more detail....**



# Three Kinds of Object Files (Modules)

## ■ Relocatable object file (.o file)

- Contains code and data in a form that can be combined with other relocatable object files to form executable object file.
  - Each .o file is produced from exactly one source (.c) file

## ■ Executable object file (a.out file)

- Contains code and data in a form that can be copied directly into memory and then executed.

## ■ Shared object file (.so file)

- Special type of relocatable object file that can be loaded into memory and linked dynamically, at either load time or run-time.
- Called *Dynamic Link Libraries* (DLLs) by Windows

# Executable and Linkable Format (ELF)

- **Standard binary format for object files**
- **One unified format for**
  - Relocatable object files (`.o`),
  - Executable object files (`a.out`)
  - Shared object files (`.so`)
- **Generic name: ELF binaries**

# ELF Object File Format

## ■ Elf header

- Word size, byte ordering, file type (.o, exec, .so), machine type, etc.

## ■ Segment header table

- Page size, virtual addresses memory segments (sections), segment sizes.

## ■ .text section

- Code

## ■ .rodata section

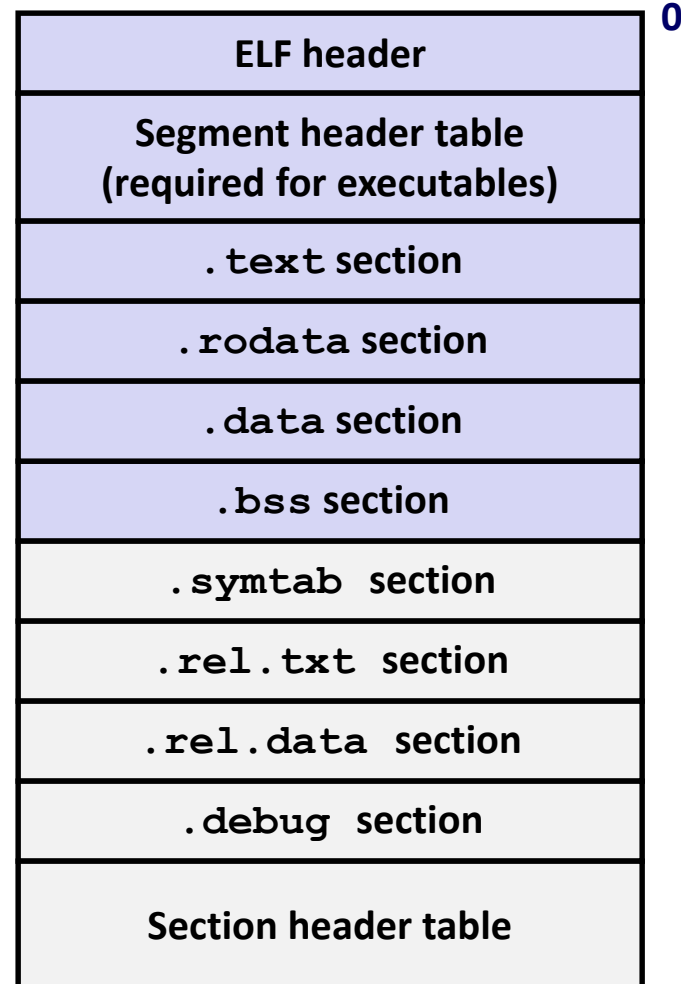
- Read only data: jump tables, ...

## ■ .data section

- Initialized global variables

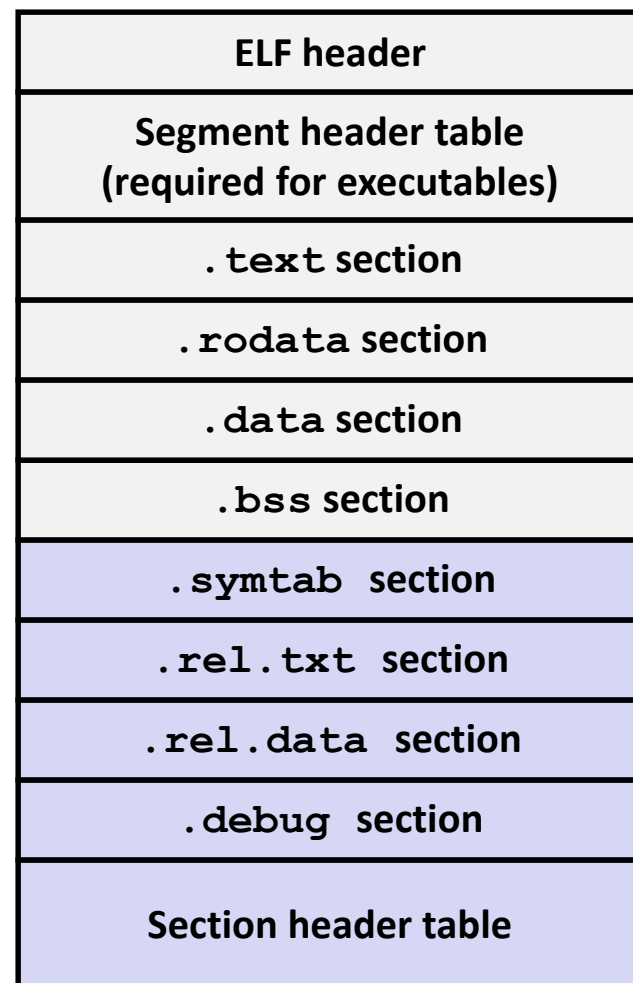
## ■ .bss section

- Uninitialized global variables
- “Block Started by Symbol”
- “Better Save Space”
- Has section header but occupies no space



# ELF Object File Format (cont.)

- **.symtab section**
  - Symbol table
  - Procedure and static variable names
  - Section names and locations
- **.rel.text section**
  - Relocation info for **.text** section
  - Addresses of instructions that will need to be modified in the executable
  - Instructions for modifying.
- **.rel.data section**
  - Relocation info for **.data** section
  - Addresses of pointer data that will need to be modified in the merged executable
- **.debug section**
  - Info for symbolic debugging (`gcc -g`)
- **Section header table**
  - Offsets and sizes of each section



# Linker Symbols

## ■ Global symbols

- Symbols defined by module  $m$  that can be referenced by other modules.
- E.g.: non-**static** C functions and non-**static** global variables.

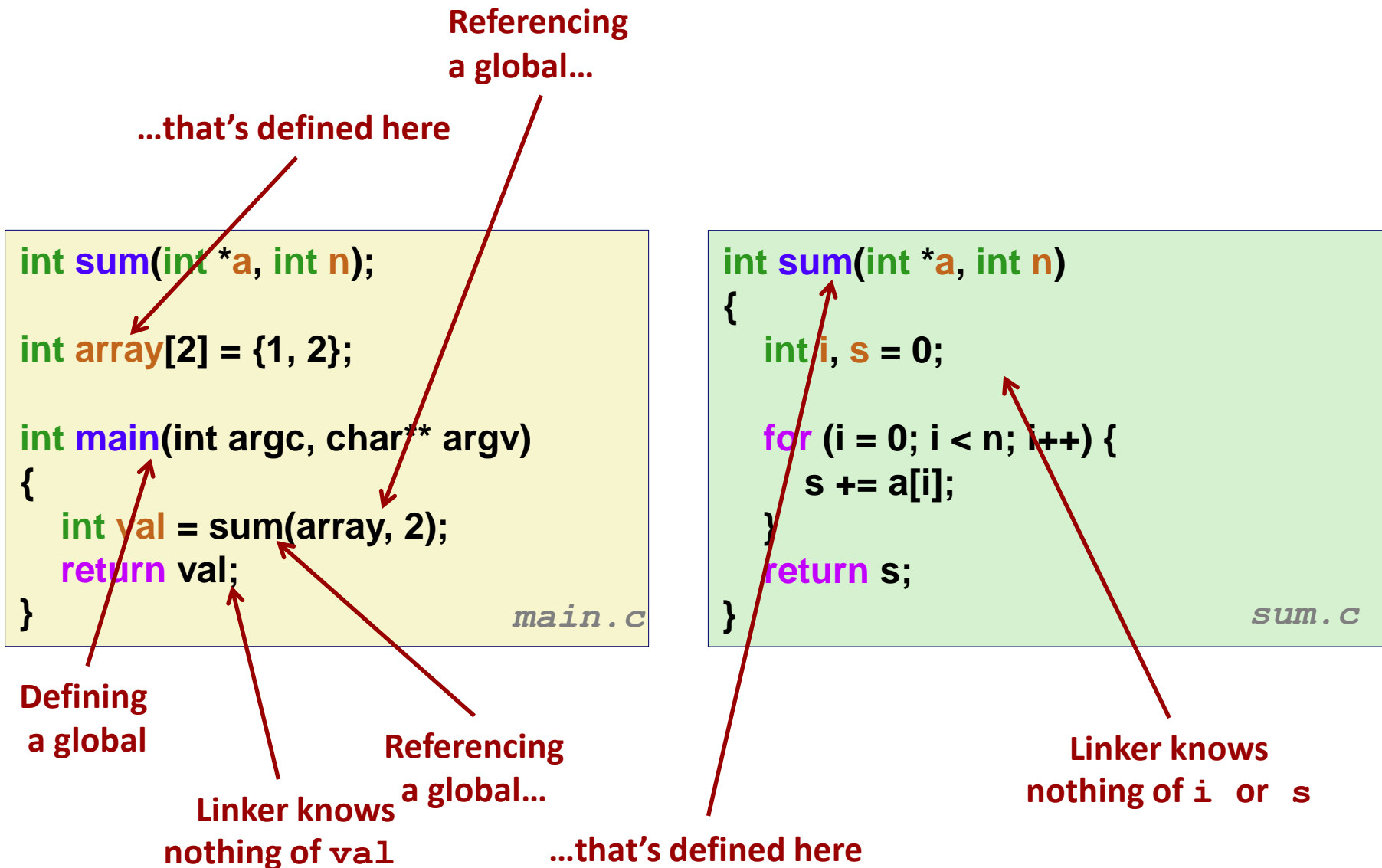
## ■ External symbols

- Global symbols that are referenced by module  $m$  but defined by some other module.

## ■ Local symbols

- Symbols that are defined and referenced exclusively by module  $m$ .
- E.g.: C functions and global variables defined with the **static** attribute.
- **Local linker symbols are *not* local program variables**

# Step 1: Symbol Resolution



# Symbol Identification

*How many of the following names will be in the symbol table of main.o?*

main.c:

```
int time;

int foo(int a) {
    int b = a + 1;
    return b;
}

int main(int argc,
         char** argv) {
    printf("%d", foo(5));
    return 0;
}
```

Names:

- time
- foo
- a
- argc
- argv
- b
- main
- printf

A.	1
B.	2
C.	3
<b>D.</b>	4
E.	> 4

From Sat Garcia, USD, used with permission

# Local Symbols

## ■ Local non-static C variables vs. local static C variables

- local non-static C variables: stored on the stack
- local static C variables: stored in either `.bss`, or `.data`

```
int f()
{
    static int x = 0;
    return x;
}

int g()
{
    static int x = 1;
    return x;
}
```

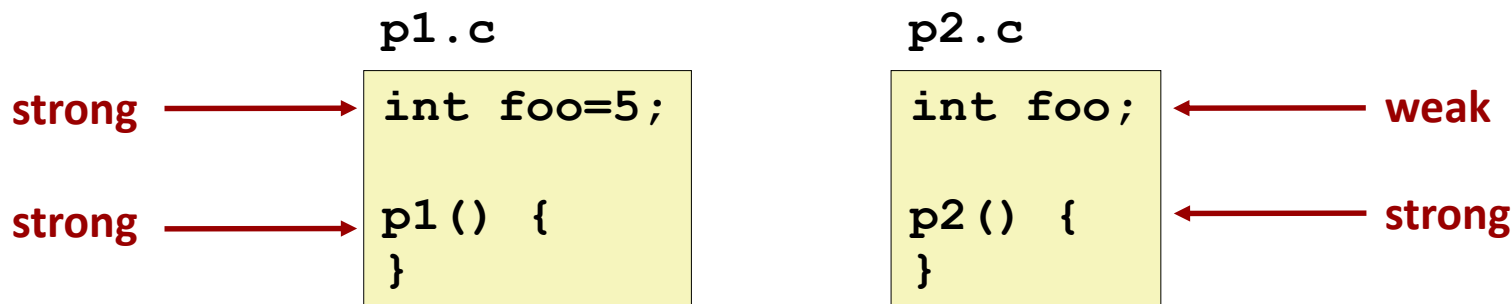
Compiler allocates space in `.data` for each definition of `x`

Creates local symbols in the symbol table with unique names, e.g., `x . 1` and `x . 2`.



# How Linker Resolves Duplicate Symbol Definitions

- Program symbols are either *strong* or *weak*
  - **Strong**: procedures and initialized globals
  - **Weak**: uninitialized globals



# Linker's Symbol Rules

- **Rule 1: Multiple strong symbols are not allowed**
  - Each item can be defined only once
  - Otherwise: Linker error
- **Rule 2: Given a strong symbol and multiple weak symbols, choose the strong symbol**
  - References to the weak symbol resolve to the strong symbol
- **Rule 3: If there are multiple weak symbols, pick an arbitrary one**
  - Can override this with `gcc -fno-common`
- **Puzzles on the next slide**

# Linker Puzzles

```
int x;
p1() {}
```

```
p1() {}
```

Link time error: two strong symbols (**p1**)

```
int x;
p1() {}
```

```
int x;
p2() {}
```

References to **x** will refer to the same uninitialized int. Is this what you really want?

```
int x;
int y;
p1() {}
```

```
double x;
p2() {}
```

Writes to **x** in **p2** might overwrite **y**!  
Evil!

```
int x=7;
int y=5;
p1() {}
```

```
double x;
p2() {}
```

Writes to **x** in **p2** will overwrite **y**!  
Nasty!

```
int x=7;
p1() {}
```

```
int x;
p2() {}
```

References to **x** will refer to the same initialized variable.

**Nightmare scenario: two identical weak structs, compiled by different compilers with different alignment rules.**

# Global Variables

- **Avoid if you can**
  
- **Otherwise**
  - Use **static** if you can
  - Initialize if you define a global variable
  - Use **extern** if you reference an external global variable

# Role of .h Files

c1.c

```
#include "global.h"

int f() {
    return g+1;
}
```

global.h

```
extern int g;
static int init = 0;
```

```
#else
    extern int g;
    static int init = 0;
#endif
```

c2.c

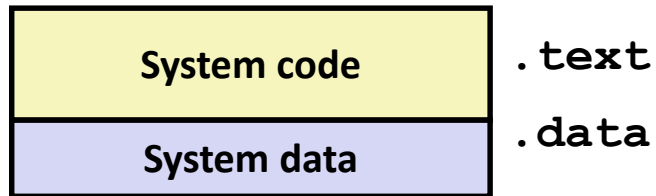
```
#define INITIALIZE
#include <stdio.h>
#include "global.h"

int main(int argc, char** argv) {
    if (init)
        // do something, e.g., g=31;
    int t = f();
    printf("Calling f yields %d\n", t);
    return 0;
}
```

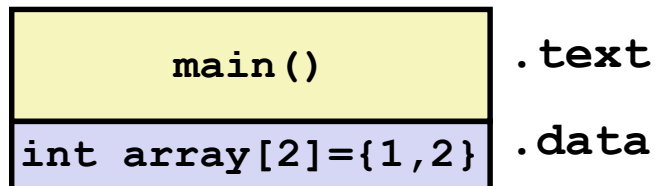
```
int g = 23;
static int init = 1;
```

# Step 2: Relocation

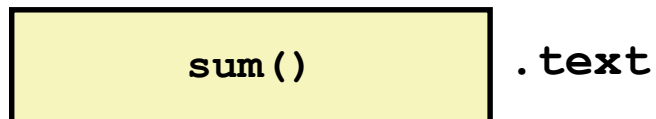
## Relocatable Object Files



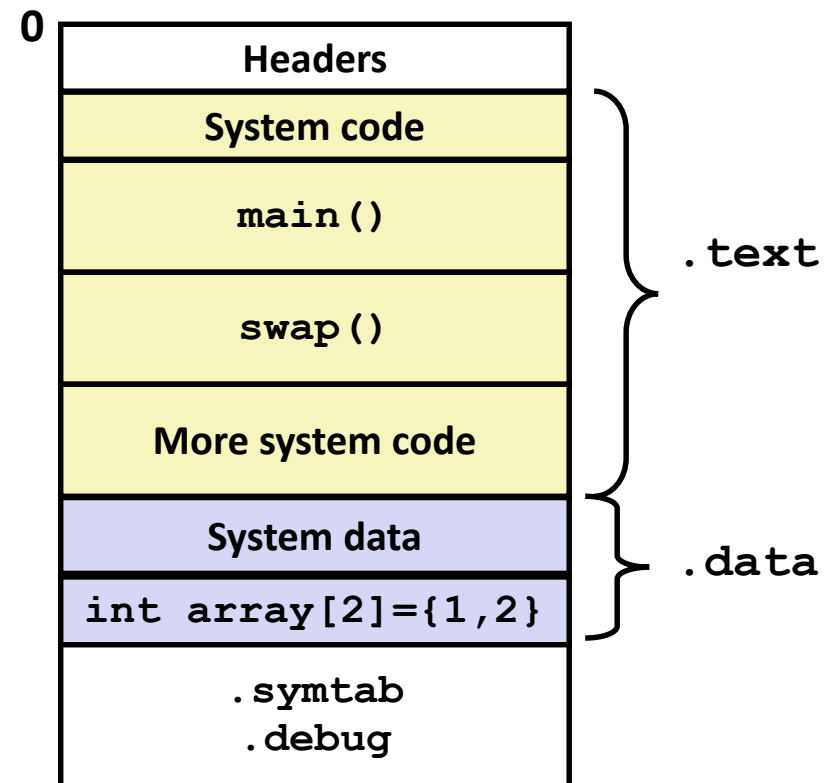
main.o



sum.o



## Executable Object File



# Relocation Entries

```
int array[2] = {1, 2};
```

```
int main(int argc, char** argv)
```

```
{
```

```
    int val = sum(array, 2);
```

```
    return val;
```

```
}
```

```
main.c
```

```
0000000000000000 <main>:
```

```
0: 48 83 ec 08      sub  $0x8,%rsp
```

```
4: be 02 00 00 00    mov  $0x2,%esi
```

```
9: bf 00 00 00 00    mov  $0x0,%edi  # %edi = &array
```

```
      a: R_X86_64_32 array      # Relocation entry
```

```
e: e8 00 00 00 00    callq 13 <main+0x13> # sum()
```

```
      f: R_X86_64_PC32 sum-0x4  # Relocation entry
```

```
13: 48 83 c4 08      add  $0x8,%rsp
```

```
17: c3              retq
```

```
main.o
```

# Relocated .text section

00000000004004d0 <main>:

```

4004d0: 48 83 ec 08    sub   $0x8,%rsp
4004d4: be 02 00 00 00  mov   $0x2,%esi
4004d9: bf 18 10 60 00  mov   $0x601018,%edi # %edi = &array
4004de: e8 05 00 00 00  callq 4004e8 <sum>  # sum()
4004e3: 48 83 c4 08    add   $0x8,%rsp
4004e7: c3            retq

```

00000000004004e8 <sum>:

```

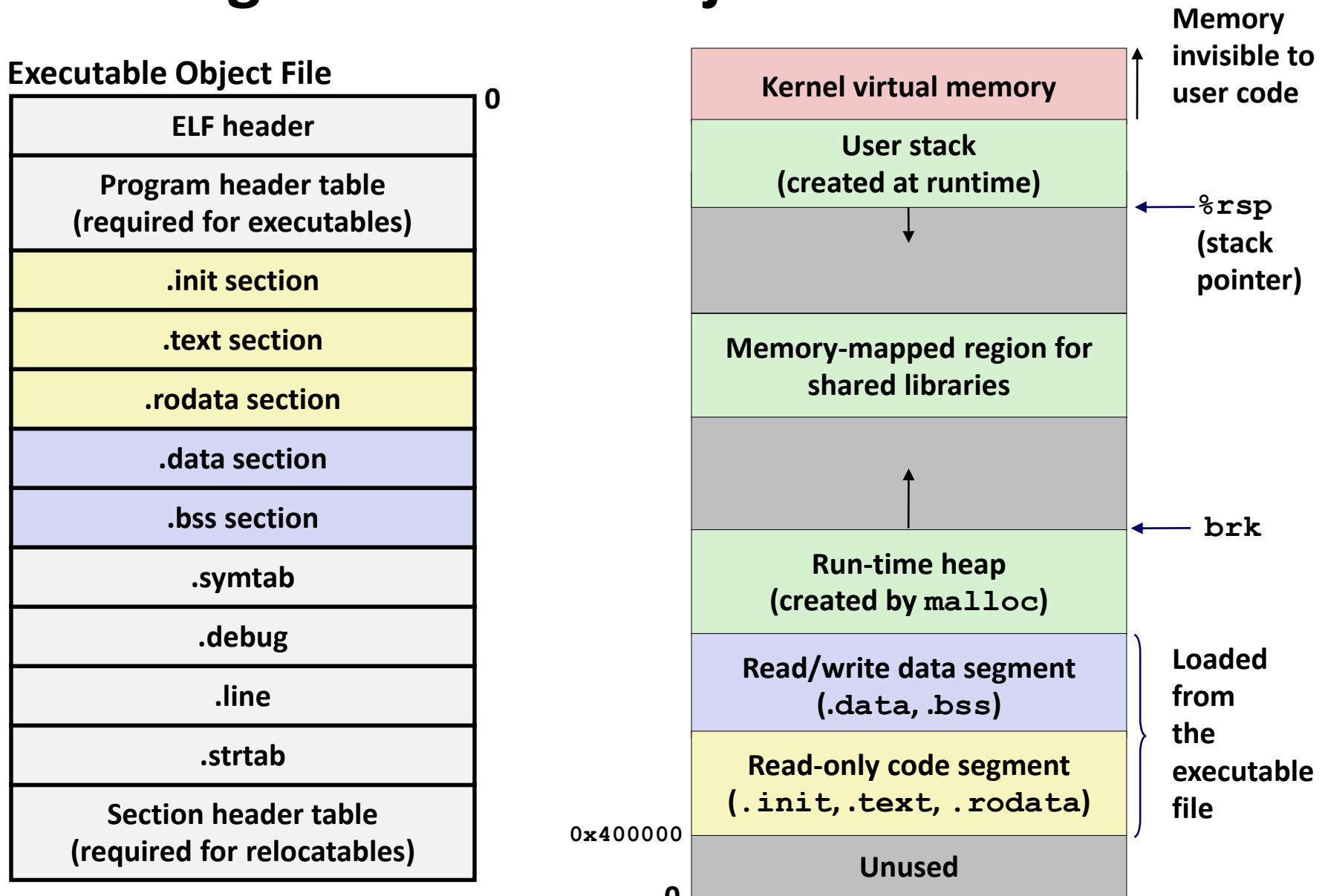
4004e8: b8 00 00 00 00    mov   $0x0,%eax
4004ed: ba 00 00 00 00    mov   $0x0,%edx
4004f2: eb 09            jmp   4004fd <sum+0x15>
4004f4: 48 63 ca        movslq %edx,%rcx
4004f7: 03 04 8f        add   (%rdi,%rcx,4),%eax
4004fa: 83 c2 01        add   $0x1,%edx
4004fd: 39 f2            cmp   %esi,%edx
4004ff: 7c f3            jl   4004f4 <sum+0xc>
400501: f3 c3            repz retq

```

Using PC-relative addressing for sum():  $0x4004e8 = 0x4004e3 + 0x5$



# Loading Executable Object Files



# Packaging Commonly Used Functions

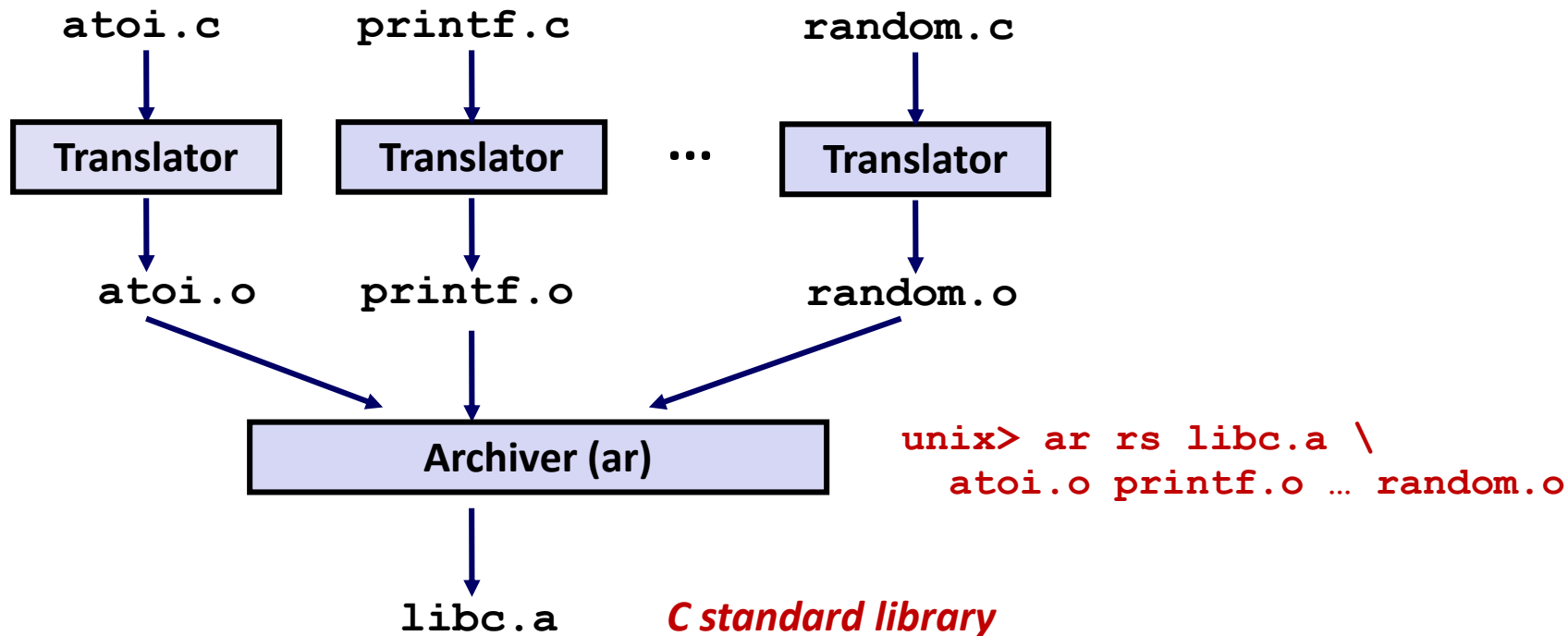
- **How to package functions commonly used by programmers?**
  - Math, I/O, memory management, string manipulation, etc.
  
- **Awkward, given the linker framework so far:**
  - **Option 1:** Put all functions into a single source file
    - Programmers link big object file into their programs
    - Space and time inefficient
  - **Option 2:** Put each function in a separate source file
    - Programmers explicitly link appropriate binaries into their programs
    - More efficient, but burdensome on the programmer

# Old-fashioned Solution: Static Libraries

## ■ **Static libraries** (.a archive files)

- Concatenate related relocatable object files into a single file with an index (called an *archive*).
- Enhance linker so that it tries to resolve unresolved external references by looking for the symbols in one or more archives.
- If an archive member file resolves reference, link it into the executable.

# Creating Static Libraries



- Archiver allows incremental updates
- Recompile function that changes and replace .o file in archive.

# Commonly Used Libraries

## `libc.a` (the C standard library)

- 4.6 MB archive of 1496 object files.
- I/O, memory allocation, signal handling, string handling, data and time, random numbers, integer math

## `libm.a` (the C math library)

- 2 MB archive of 444 object files.
- floating point math (sin, cos, tan, log, exp, sqrt, ...)

```
% ar -t libc.a | sort
...
fork.o
...
fprintf.o
fpu_control.o
fputc.o
freopen.o
fscanf.o
fseek.o
fstab.o
...
```

```
% ar -t libm.a | sort
...
e_acos.o
e_acosf.o
e_acosh.o
e_acoshf.o
e_acoshl.o
e_acosl.o
e_asin.o
e_asinf.o
e_asinl.o
...
```

# Linking with Static Libraries

```
#include <stdio.h>
#include "vector.h"

int x[2] = {1, 2};
int y[2] = {3, 4};
int z[2];

int main(int argc, char** argv)
{
    addvec(x, y, z, 2);
    printf("z = [%d %d]\n",
          z[0], z[1]);
    return 0;
}
main2.c
```

libvector.a



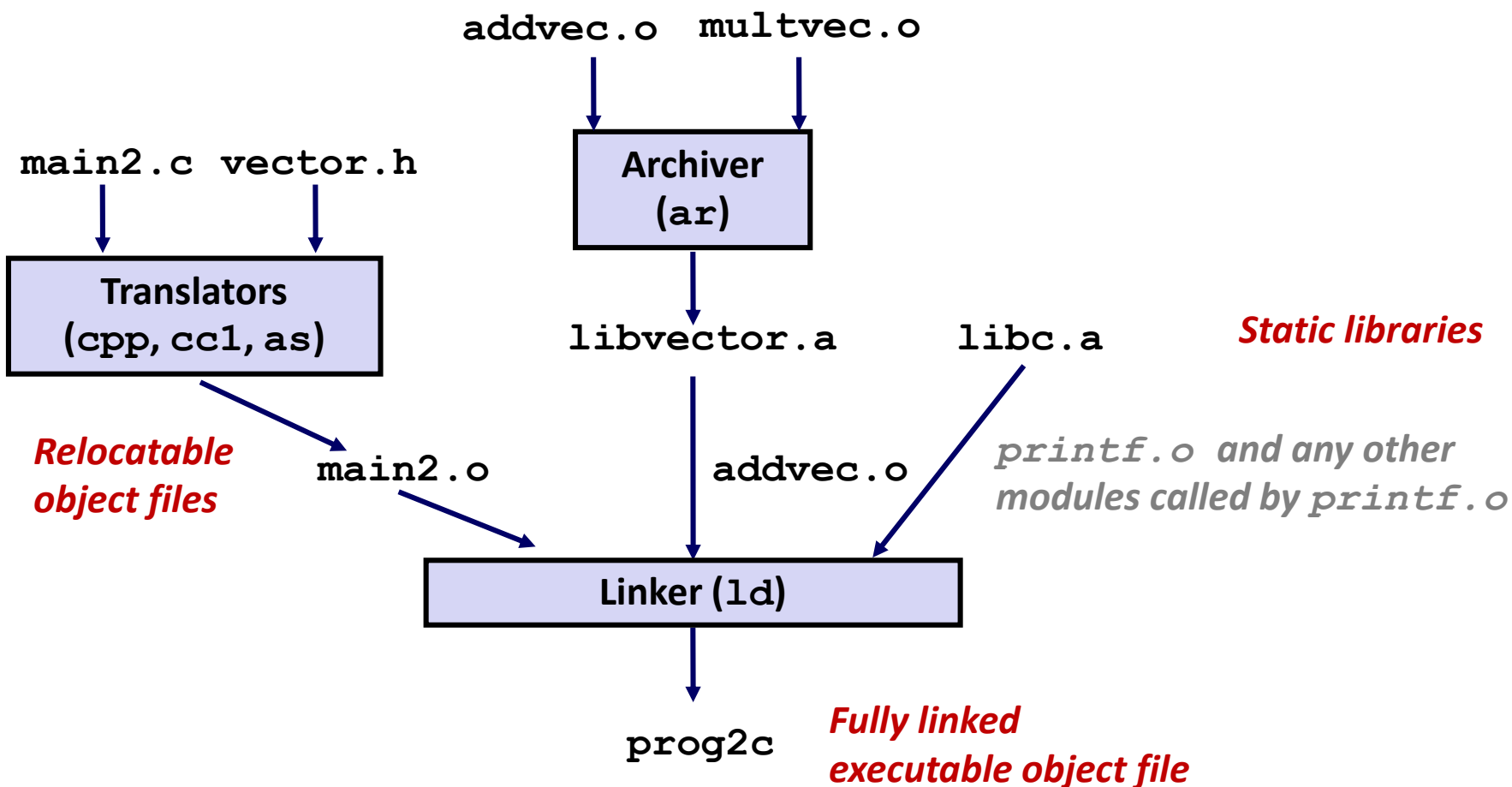
```
void addvec(int *x, int *y,
            int *z, int n) {
    int i;

    for (i = 0; i < n; i++)
        z[i] = x[i] + y[i];
}
addvec.c
```

```
void multvec(int *x, int *y,
             int *z, int n)
{
    int i;

    for (i = 0; i < n; i++)
        z[i] = x[i] * y[i];
}
multvec.c
```

# Linking with Static Libraries



*“c” for “compile-time”*

# Using Static Libraries

## ■ Linker's algorithm for resolving external references:

- Scan `.o` files and `.a` files in the command line order.
- During the scan, keep a list of the current unresolved references.
- As each new `.o` or `.a` file, *obj*, is encountered, try to resolve each unresolved reference in the list against the symbols defined in *obj*.
- If any entries in the unresolved list at end of scan, then error.

## ■ Problem:

- Command line order matters!
- Moral: put libraries at the end of the command line.

```
unix> gcc -L. libtest.o -lmine
unix> gcc -L. -lmine libtest.o
libtest.o: In function `main':
libtest.o(.text+0x4): undefined reference to `libfun'
```



# Modern Solution: Shared Libraries

## ■ Static libraries have the following disadvantages:

- Duplication in the stored executables (every function needs libc)
- Duplication in the running executables
- Minor bug fixes of system libraries require each application to explicitly relink
  - Rebuild everything with glibc?
  - <https://security.googleblog.com/2016/02/cve-2015-7547-glibc-getaddrinfo-stack.html>

## ■ Modern solution: Shared Libraries

- Object files that contain code and data that are loaded and linked into an application *dynamically*, at either *load-time* or *run-time*
- Also called: dynamic link libraries, DLLs, `.so` files

# Shared Libraries (cont.)

- **Dynamic linking can occur when executable is first loaded and run (load-time linking).**
  - Common case for Linux, handled automatically by the dynamic linker (`ld-linux.so`).
  - Standard C library (`libc.so`) usually dynamically linked.
- **Dynamic linking can also occur after program has begun (run-time linking).**
  - In Linux, this is done by calls to the `dlopen()` interface.
    - Distributing software.
    - High-performance web servers.
    - Runtime library interpositioning.
- **Shared library routines can be shared by multiple processes.**
  - More on this when we learn about virtual memory

# What dynamic libraries are required?

## ■ .interp section

- Specifies the dynamic linker to use (i.e., `ld-linux.so`)

## ■ .dynamic section

- Specifies the names, etc of the dynamic libraries to use
- Follow an example of `csim-ref` from `cachelab`

```
(NEEDED)                Shared library: [libm.so.6]
```

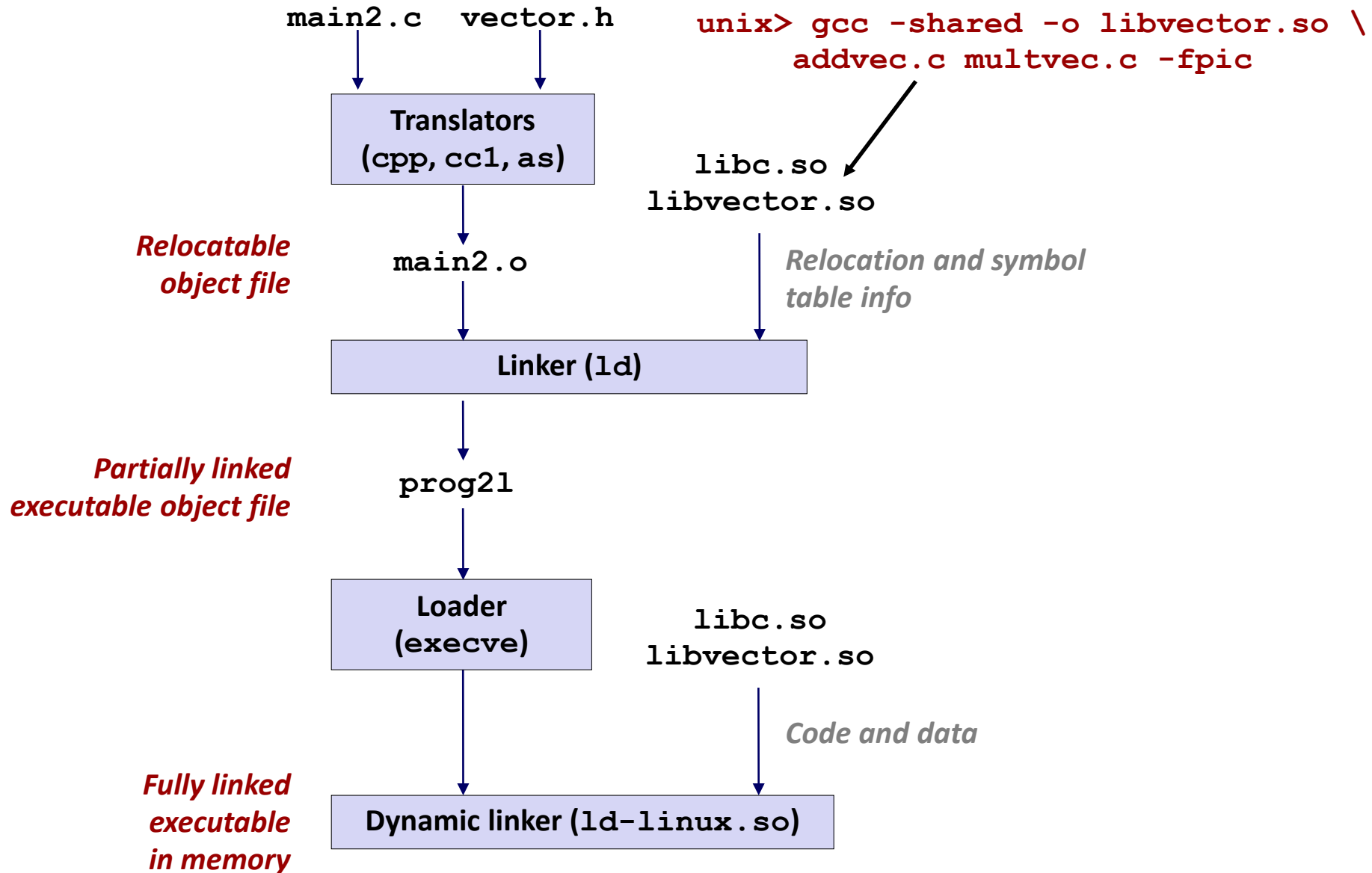
```
(NEEDED)                Shared library: [libc.so.6]
```

## ■ Where are the libraries found?

- Use “`ldd`” to find out

```
unix> ldd csim-ref
        linux-vdso.so.1 => (0x00007ffffd810c00)
        libm.so.6 => /lib64/libm.so.6 (0x00007fdd3d8e4000)
        libc.so.6 => /lib64/libc.so.6 (0x00007fdd3d54f000)
        /lib64/ld-linux-x86-64.so.2 (0x00007fdd3db9d000)
```

# Dynamic Linking at Load-time



# Dynamic Linking at Run-time

```
#include <stdio.h>
#include <stdlib.h>
#include <dlfcn.h>

int x[2] = {1, 2};
int y[2] = {3, 4};
int z[2];

int main(int argc, char** argv)
{
    void *handle;
    void (*addvec)(int *, int *, int *, int);
    char *error;

    /* Dynamically load the shared library that contains addvec() */
    handle = dlopen("./libvector.so", RTLD_LAZY);
    if (!handle) {
        fprintf(stderr, "%s\n", dlerror());
        exit(1);
    }
}
```

*d11.c*

# Dynamic Linking at Run-time

```
...

/* Get a pointer to the addvec() function we just loaded */
addvec = dlsym(handle, "addvec");
if ((error = dlerror()) != NULL) {
    fprintf(stderr, "%s\n", error);
    exit(1);
}

/* Now we can call addvec() just like any other function */
addvec(x, y, z, 2);
printf("z = [%d %d]\n", z[0], z[1]);

/* Unload the shared library */
if (dlclose(handle) < 0) {
    fprintf(stderr, "%s\n", dlerror());
    exit(1);
}
return 0;
}
```

*dll.c*

# Linking Summary

- **Linking is a technique that allows programs to be constructed from multiple object files.**
- **Linking can happen at different times in a program's lifetime:**
  - Compile time (when a program is compiled)
  - Load time (when a program is loaded into memory)
  - Run time (while a program is executing)
- **Understanding linking can help you avoid nasty errors and make you a better programmer.**

# Today

- Linking
- **Case study: Library interpositioning**



# Case Study: Library Interpositioning

- **Library interpositioning** : powerful linking technique that allows programmers to intercept calls to arbitrary functions
- **Interpositioning can occur at:**
  - Compile time: When the source code is compiled
  - Link time: When the relocatable object files are statically linked to form an executable object file
  - Load/run time: When an executable object file is loaded into memory, dynamically linked, and then executed.

# Some Interpositioning Applications

## ■ Security

- Confinement (sandboxing)
- Behind the scenes encryption

## ■ Debugging

- In 2014, two Facebook engineers debugged a treacherous 1-year old bug in their iPhone app using interpositioning
- Code in the SPDY networking stack was writing to the wrong location
- Solved by intercepting calls to Posix write functions (write, writev, pwrite)

Source: Facebook engineering blog post at <https://code.facebook.com/posts/313033472212144/debugging-file-corruption-on-ios/>

# Some Interpositioning Applications

## ■ Monitoring and Profiling

- Count number of calls to functions
- Characterize call sites and arguments to functions
- Malloc tracing
  - Detecting memory leaks
  - **Generating address traces**

# Example program

```
#include <stdio.h>
#include <malloc.h>

int main(int argc, char** argv)
{
    int *p = malloc(32);
    free(p);
    return(0);
}                                     int.c
```

- Goal: trace the addresses and sizes of the allocated and freed blocks, without breaking the program, and without modifying the source code.
- Three solutions: interpose on the `lib malloc` and `free` functions at compile time, link time, and load/run time.

# Compile-time Interpositioning

```
#ifdef COMPILETIME
#include <stdio.h>
#include <malloc.h>

/* malloc wrapper function */
void *mymalloc(size_t size)
{
    void *ptr = malloc(size);
    printf("malloc(%d)=%p\n",
        (int)size, ptr);
    return ptr;
}

/* free wrapper function */
void myfree(void *ptr)
{
    free(ptr);
    printf("free(%p)\n", ptr);
}
#endif
```

mymalloc.c

# Compile-time Interpositioning

```
#define malloc(size) mymalloc(size)
```

```
#define free(ptr) myfree(ptr)
```

```
void *mymalloc(size_t size);
```

```
void myfree(void *ptr);
```

malloc.h

```
linux> make intc
```

```
gcc -Wall -DCOMPILETIME -c mymalloc.c
```

```
gcc -Wall -I. -o intc int.c mymalloc.o
```

```
linux> make runc
```

```
./intc
```

```
malloc(32)=0x1edc010
```

```
free(0x1edc010)
```

```
linux>
```

# Link-time Interpositioning

```
#ifdef LINKTIME
#include <stdio.h>

void *__real_malloc(size_t size);
void __real_free(void *ptr);

/* malloc wrapper function */
void *__wrap_malloc(size_t size)
{
    void *ptr = __real_malloc(size); /* Call libc malloc */
    printf("malloc(%d) = %p\n", (int)size, ptr);
    return ptr;
}

/* free wrapper function */
void __wrap_free(void *ptr)
{
    __real_free(ptr); /* Call libc free */
    printf("free(%p)\n", ptr);
}
#endif
```

mymalloc.c

# Link-time Interpositioning

```
linux> make intl
gcc -Wall -DLINKTIME -c mymalloc.c
gcc -Wall -c int.c
gcc -Wall -Wl,--wrap,malloc -Wl,--wrap,free -o intl
int.o mymalloc.o
linux> make runl
./intl
malloc(32) = 0x1aa0010
free(0x1aa0010)
linux>
```

- The “-Wl” flag passes argument to linker, replacing each comma with a space.
- The “--wrap,malloc” arg instructs linker to resolve references in a special way:
  - Refs to malloc should be resolved as `__wrap_malloc`
  - Refs to `__real_malloc` should be resolved as `malloc`



# Load/Run-time Interpositioning

```
#ifdef RUNTIME
#define _GNU_SOURCE
#include <stdio.h>
#include <stdlib.h>
#include <dlfcn.h>

/* malloc wrapper function */
void *malloc(size_t size)
{
    void *(*mallocp)(size_t size);
    char *error;

    mallocp = dlsym(RTLD_NEXT, "malloc"); /* Get addr of libc malloc */
    if ((error = dlerror()) != NULL) {
        fputs(error, stderr);
        exit(1);
    }
    char *ptr = mallocp(size); /* Call libc malloc */
    printf("malloc(%d) = %p\n", (int)size, ptr);
    return ptr;
}
```

mymalloc.c

# Load/Run-time Interpositioning

```
/* free wrapper function */
void free(void *ptr)
{
    void (*freep)(void *) = NULL;
    char *error;

    if (!ptr)
        return;

    freep = dlsym(RTLD_NEXT, "free"); /* Get address of libc free */
    if ((error = dlerror()) != NULL) {
        fputs(error, stderr);
        exit(1);
    }
    freep(ptr); /* Call libc free */
    printf("free(%p)\n", ptr);
}
#endif
```

mymalloc.c

# Load/Run-time Interpositioning

```
linux> make intr
gcc -Wall -DRUNTIME -shared -fpic -o mymalloc.so mymalloc.c -ldl
gcc -Wall -o intr int.c
linux> make runr
(LD_PRELOAD="./mymalloc.so" ./intr)
malloc(32) = 0xe60010
free(0xe60010)
linux>
```

- **The `LD_PRELOAD` environment variable tells the dynamic linker to resolve unresolved refs (e.g., to `malloc`) by looking in `mymalloc.so` first.**

# Interpositioning Recap

## ■ Compile Time

- Apparent calls to malloc/free get macro-expanded into calls to mymalloc/myfree

## ■ Link Time

- Use linker trick to have special name resolutions
  - malloc → \_\_wrap\_malloc
  - \_\_real\_malloc → malloc

## ■ Load/Run Time

- Implement custom version of malloc/free that use dynamic linking to load library malloc/free under different names