

# Thread-Level Parallelism

15-213: Introduction to Computer Systems  
26<sup>th</sup> Lecture, Dec. 1, 2015

**Instructors:**

Randal E. Bryant and David R. O'Hallaron

# Today

## ■ Parallel Computing Hardware

- Multicore
  - Multiple separate processors on single chip
- Hyperthreading
  - Efficient execution of multiple threads on single core

## ■ Thread-Level Parallelism

- Splitting program into independent tasks
  - Example 1: Parallel summation
- Divide-and conquer parallelism
  - Example 2: Parallel quicksort

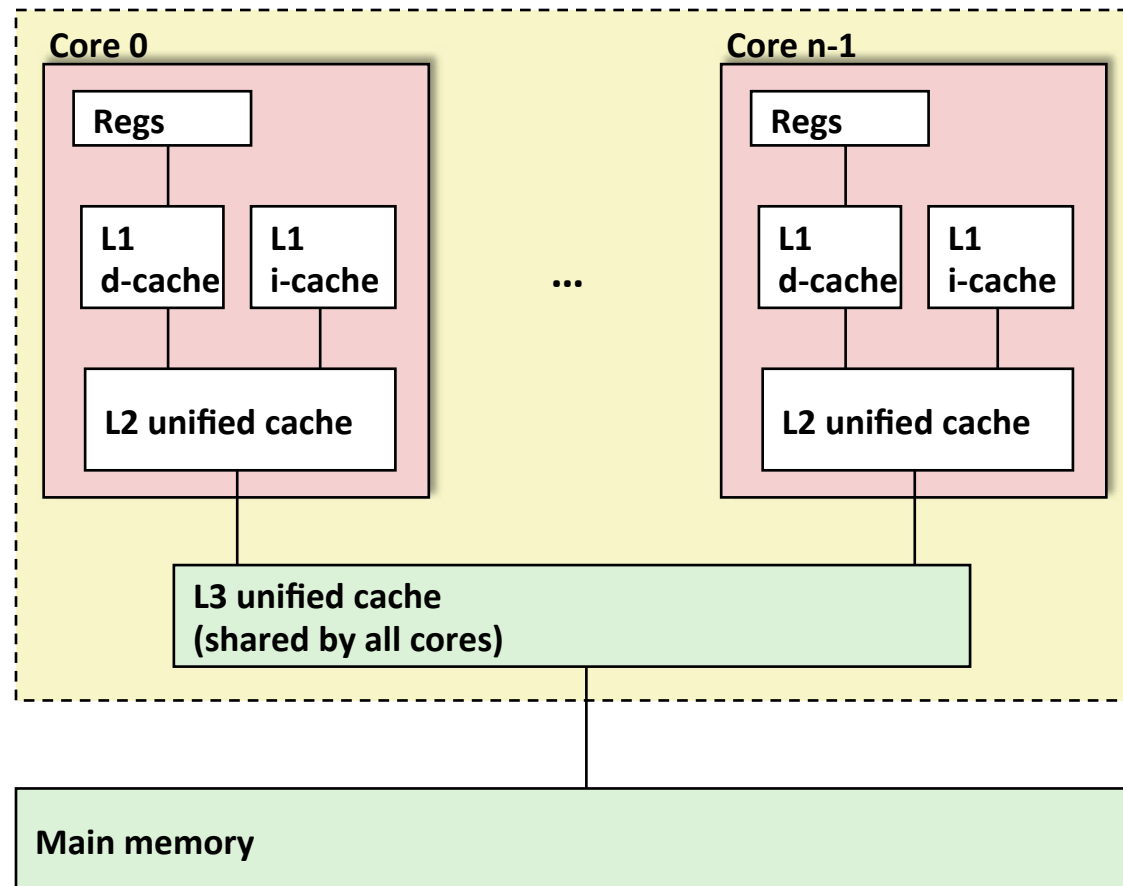
## ■ Consistency Models

- What happens when multiple threads are reading & writing shared state

# Exploiting parallel execution

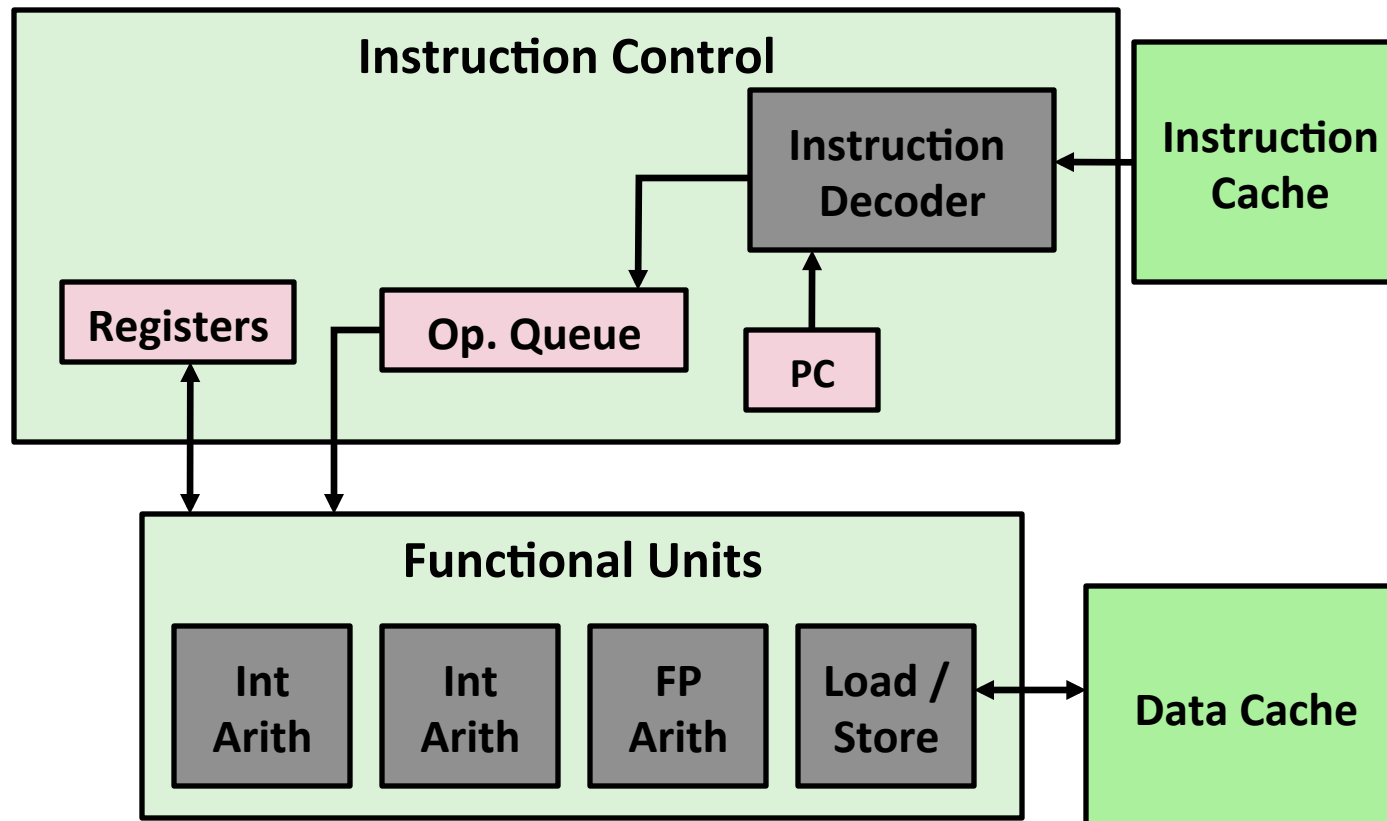
- **So far, we've used threads to deal with I/O delays**
  - e.g., one thread per client to prevent one from delaying another
- **Multi-core/Hyperthreaded CPUs offer another opportunity**
  - Spread work over threads executing in parallel
  - Happens automatically, if many independent tasks
    - e.g., running many applications or serving many clients
  - Can also write code to make one big task go faster
    - by organizing it as multiple parallel sub-tasks

# Typical Multicore Processor



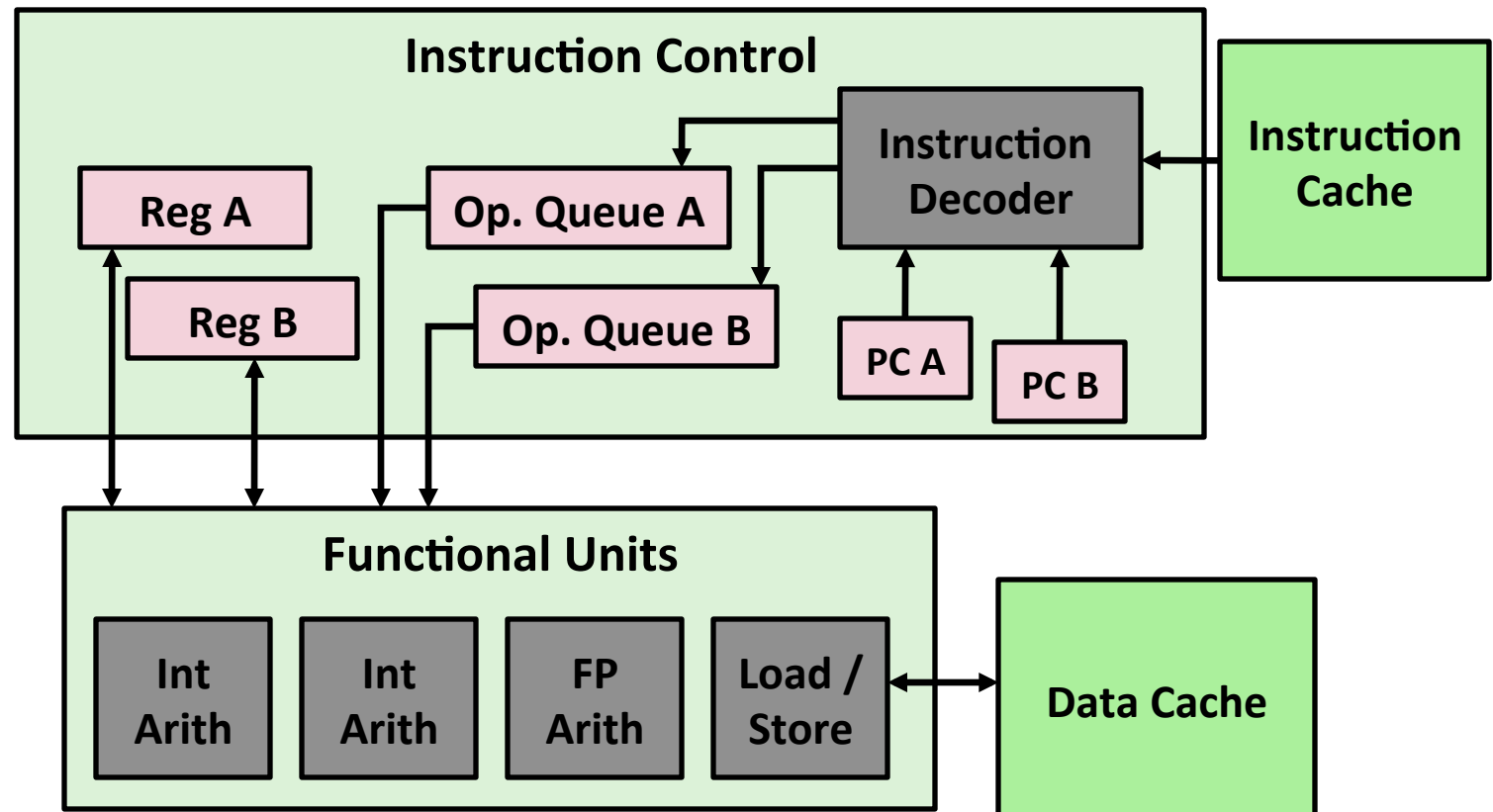
- Multiple processors operating with coherent view of memory

# Out-of-Order Processor Structure



- **Instruction control dynamically converts program into stream of operations**
- **Operations mapped onto functional units to execute in parallel**

# Hyperthreading Implementation



- Replicate enough instruction control to process  $K$  instruction streams
- $K$  copies of all registers
- Share functional units

# Benchmark Machine

- **Get data about machine from `/proc/cpuinfo`**
- **Shark Machines**
  - Intel Xeon E5520 @ 2.27 GHz
  - Nehalem, ca. 2010
  - 8 Cores
  - Each can do 2x hyperthreading

# Example 1: Parallel Summation

- **Sum numbers  $0, \dots, n-1$** 
  - Should add up to  $((n-1)*n)/2$
- **Partition values  $1, \dots, n-1$  into  $t$  ranges**
  - $\lfloor n/t \rfloor$  values in each range
  - Each of  $t$  threads processes 1 range
  - For simplicity, assume  $n$  is a multiple of  $t$
- **Let's consider different ways that multiple threads might work on their assigned ranges in parallel**



# First attempt: psum-mutex

- Simplest approach: Threads sum into a global variable protected by a semaphore mutex.

```
void *sum_mutex(void *vargp); /* Thread routine */

/* Global shared variables */
long gsum = 0; /* Global sum */
long nelems_per_thread; /* Number of elements to sum */
sem_t mutex; /* Mutex to protect global sum */

int main(int argc, char **argv)
{
    long i, nelems, log_nelems, nthreads, myid[MAXTHREADS];
    pthread_t tid[MAXTHREADS];

    /* Get input arguments */
    nthreads = atoi(argv[1]);
    log_nelems = atoi(argv[2]);
    nelems = (1L << log_nelems);
    nelems_per_thread = nelems / nthreads;
    sem_init(&mutex, 0, 1);
}
```

psum-mutex.c

## psum-mutex (cont)

- Simplest approach: Threads sum into a global variable protected by a semaphore mutex.

```
/* Create peer threads and wait for them to finish */
for (i = 0; i < nthreads; i++) {
    myid[i] = i;
    Pthread_create(&tid[i], NULL, sum_mutex, &myid[i]);
}
for (i = 0; i < nthreads; i++)
    Pthread_join(tid[i], NULL);

/* Check final answer */
if (gsum != (nelems * (nelems-1))/2)
    printf("Error: result=%ld\n", gsum);

exit(0);
}
```

psum-mutex.c

# psum-mutex Thread Routine

- Simplest approach: Threads sum into a global variable protected by a semaphore mutex.

```
/* Thread routine for psum-mutex.c */
void *sum_mutex(void *vargp)
{
    long myid = *((long *)vargp);          /* Extract thread ID */
    long start = myid * nelems_per_thread; /* Start element index */
    long end = start + nelems_per_thread;  /* End element index */
    long i;

    for (i = start; i < end; i++) {
        P(&mutex);
        gsum += i;
        V(&mutex);
    }
    return NULL;
}
```

psum-mutex.c

# psum-mutex Performance

- Shark machine with 8 cores,  $n=2^{31}$

Threads (Cores)	1 (1)	2 (2)	4 (4)	8 (8)	16 (8)
psum-mutex (secs)	51	456	790	536	681

- **Nasty surprise:**
  - Single thread is very slow
  - Gets slower as we use more cores

## Next Attempt: psum-array

- Peer thread `i` sums into global array element `psum[i]`
- Main waits for threads to finish, then sums elements of `psum`
- Eliminates need for mutex synchronization

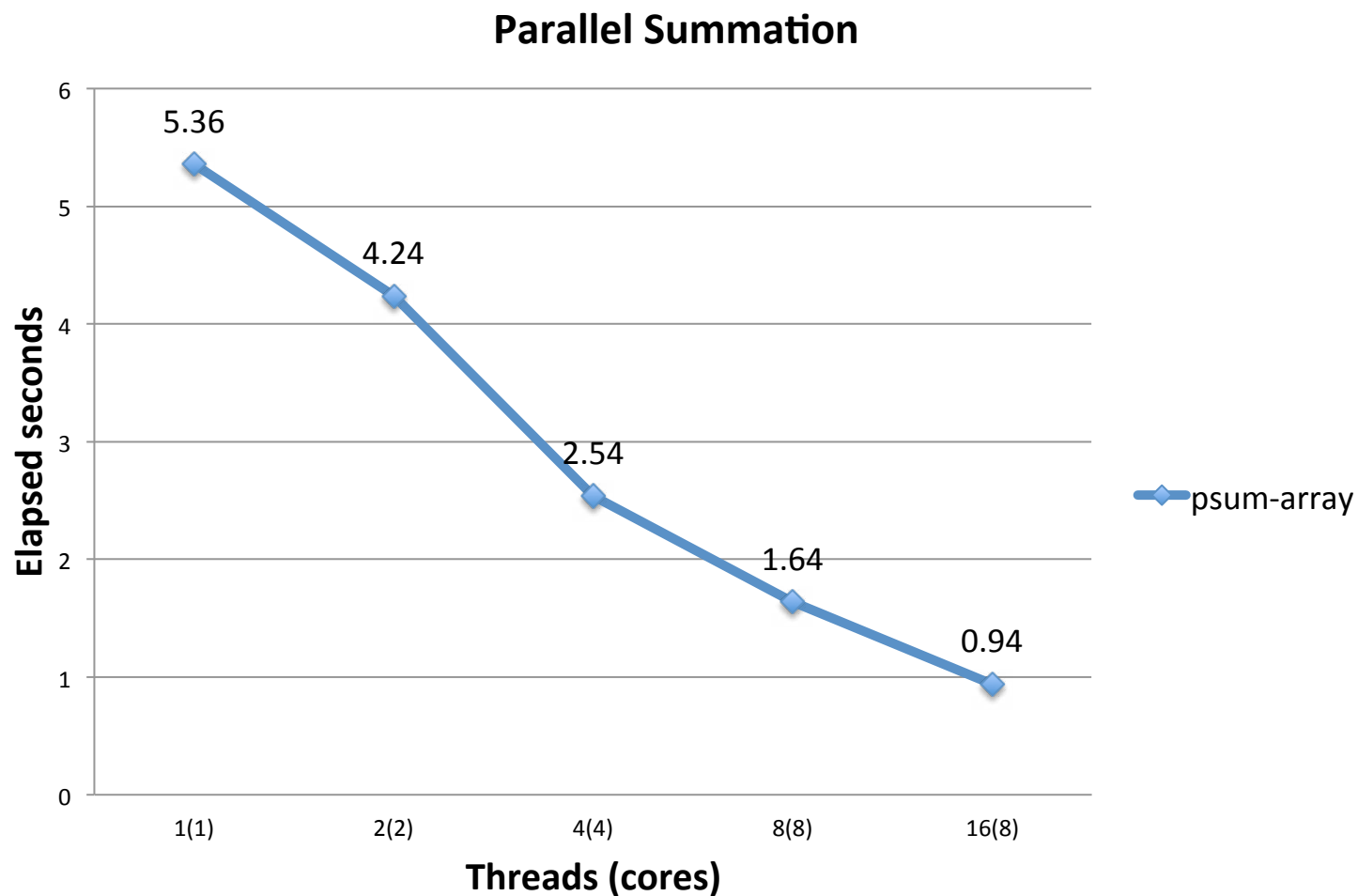
```
/* Thread routine for psum-array.c */
void *sum_array(void *vargp)
{
    long myid = *((long *)vargp);          /* Extract thread ID */
    long start = myid * nelems_per_thread; /* Start element index */
    long end = start + nelems_per_thread;  /* End element index */
    long i;

    for (i = start; i < end; i++) {
        psum[myid] += i;
    }
    return NULL;
}
```

psum-array.c

# psum-array Performance

- Orders of magnitude faster than psum-mutex



# Next Attempt: psum-local

- Reduce memory references by having peer thread i sum into a local variable (register)

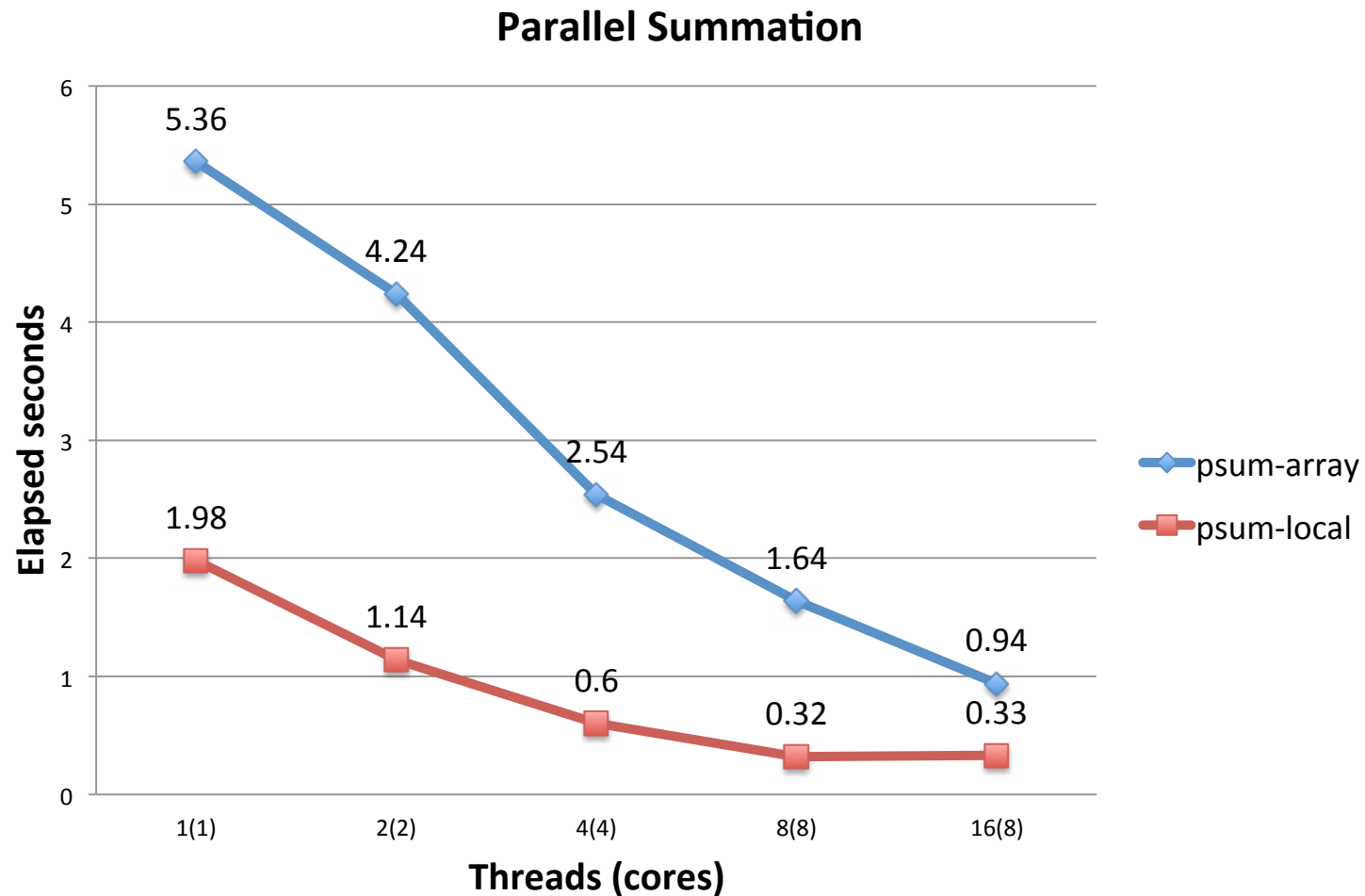
```
/* Thread routine for psum-local.c */
void *sum_local(void *vargp)
{
    long myid = *((long *)vargp);          /* Extract thread ID */
    long start = myid * nelems_per_thread; /* Start element index */
    long end = start + nelems_per_thread;  /* End element index */
    long i, sum = 0;

    for (i = start; i < end; i++) {
        sum += i;
    }
    psum[myid] = sum;
    return NULL;
}
```

psum-local.c

# psum-local Performance

- Significantly faster than psum-array





# Characterizing Parallel Program Performance

- $p$  processor cores,  $T_k$  is the running time using  $k$  cores
- **Def. Speedup:**  $S_p = T_1 / T_p$ 
  - $S_p$  is *relative speedup* if  $T_1$  is running time of parallel version of the code running on 1 core.
  - $S_p$  is *absolute speedup* if  $T_1$  is running time of sequential version of code running on 1 core.
  - Absolute speedup is a much truer measure of the benefits of parallelism.
- **Def. Efficiency:**  $E_p = S_p / p = T_1 / (pT_p)$ 
  - Reported as a percentage in the range (0, 100].
  - Measures the overhead due to parallelization

# Performance of `psum-local`

Threads (t)	1	2	4	8	16
Cores (p)	1	2	4	8	8
Running time ( $T_p$ )	1.98	1.14	0.60	0.32	0.33
Speedup ( $S_p$ )	1	1.74	3.30	6.19	6.00
Efficiency ( $E_p$ )	100%	87%	82%	77%	75%

- Efficiencies OK, not great
- Our example is easily parallelizable
- Real codes are often much harder to parallelize
  - e.g., parallel quicksort later in this lecture

# Amdahl's Law

- Gene Amdahl (Nov. 16, 1922 – Nov. 10, 2015)
- **Captures the difficulty of using parallelism to speed things up.**
- **Overall problem**
  - $T$  Total sequential time required
  - $p$  Fraction of total that can be sped up ( $0 \leq p \leq 1$ )
  - $k$  Speedup factor
- **Resulting Performance**
  - $T_k = pT/k + (1-p)T$ 
    - Portion which can be sped up runs  $k$  times faster
    - Portion which cannot be sped up stays the same
  - Least possible running time:
    - $k = \infty$
    - $T_\infty = (1-p)T$

# Amdahl's Law Example

## ■ Overall problem

- $T = 10$  Total time required
- $p = 0.9$  Fraction of total which can be sped up
- $k = 9$  Speedup factor

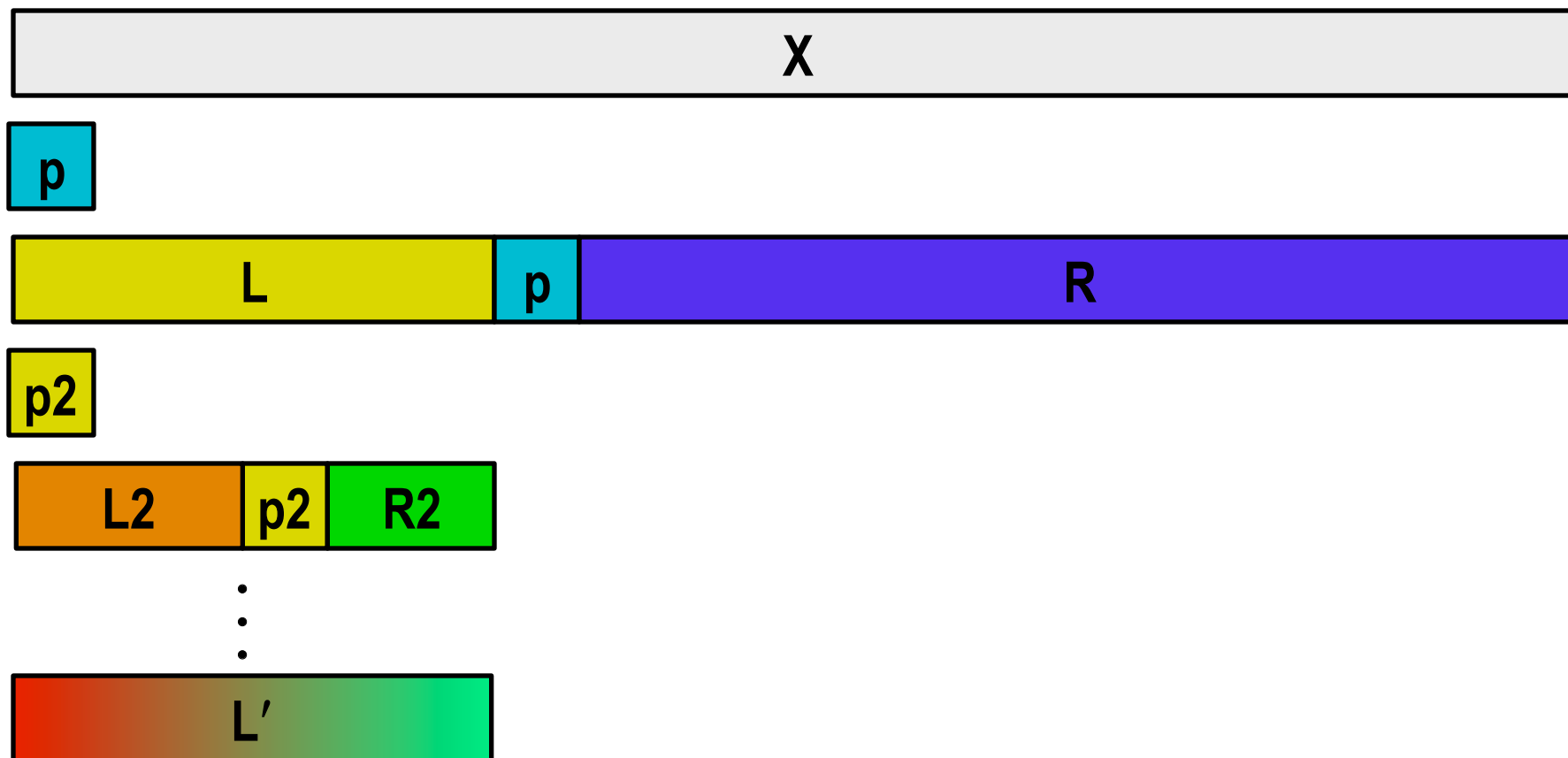
## ■ Resulting Performance

- $T_9 = 0.9 * 10/9 + 0.1 * 10 = 1.0 + 1.0 = 2.0$
- Least possible running time:
  - $T_\infty = 0.1 * 10.0 = 1.0$

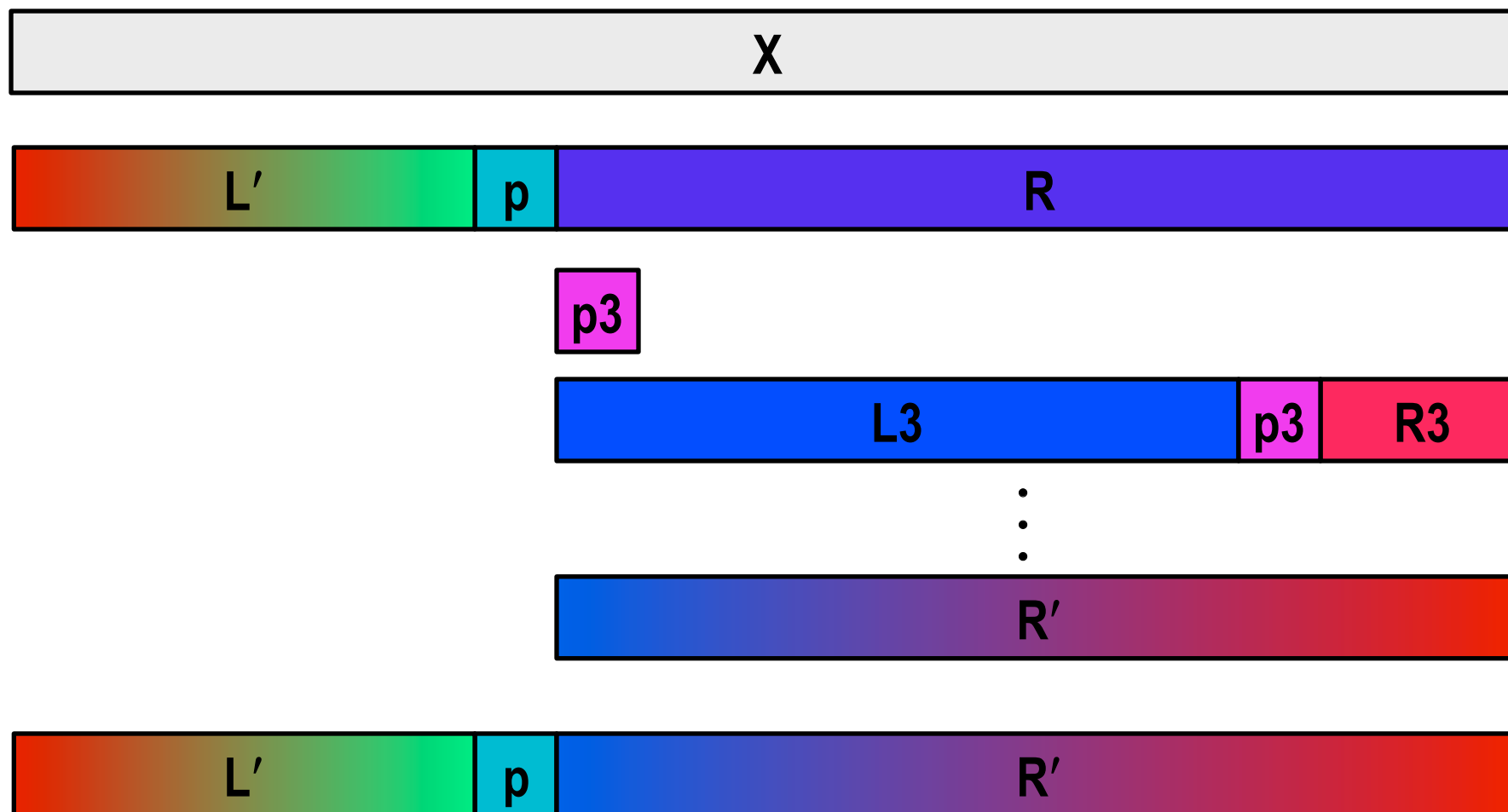
# A More Substantial Example: Sort

- **Sort set of N random numbers**
- **Multiple possible algorithms**
  - Use parallel version of quicksort
- **Sequential quicksort of set of values X**
  - Choose “pivot”  $p$  from  $X$
  - Rearrange  $X$  into
    - $L$ : Values  $\leq p$
    - $R$ : Values  $\geq p$
  - Recursively sort  $L$  to get  $L'$
  - Recursively sort  $R$  to get  $R'$
  - Return  $L' : p : R'$

# Sequential Quicksort Visualized



# Sequential Quicksort Visualized



# Sequential Quicksort Code

```
void qsort_serial(data_t *base, size_t nele) {
    if (nele <= 1)
        return;
    if (nele == 2) {
        if (base[0] > base[1])
            swap(base, base+1);
        return;
    }

    /* Partition returns index of pivot */
    size_t m = partition(base, nele);
    if (m > 1)
        qsort_serial(base, m);
    if (nele-1 > m+1)
        qsort_serial(base+m+1, nele-m-1);
}
```

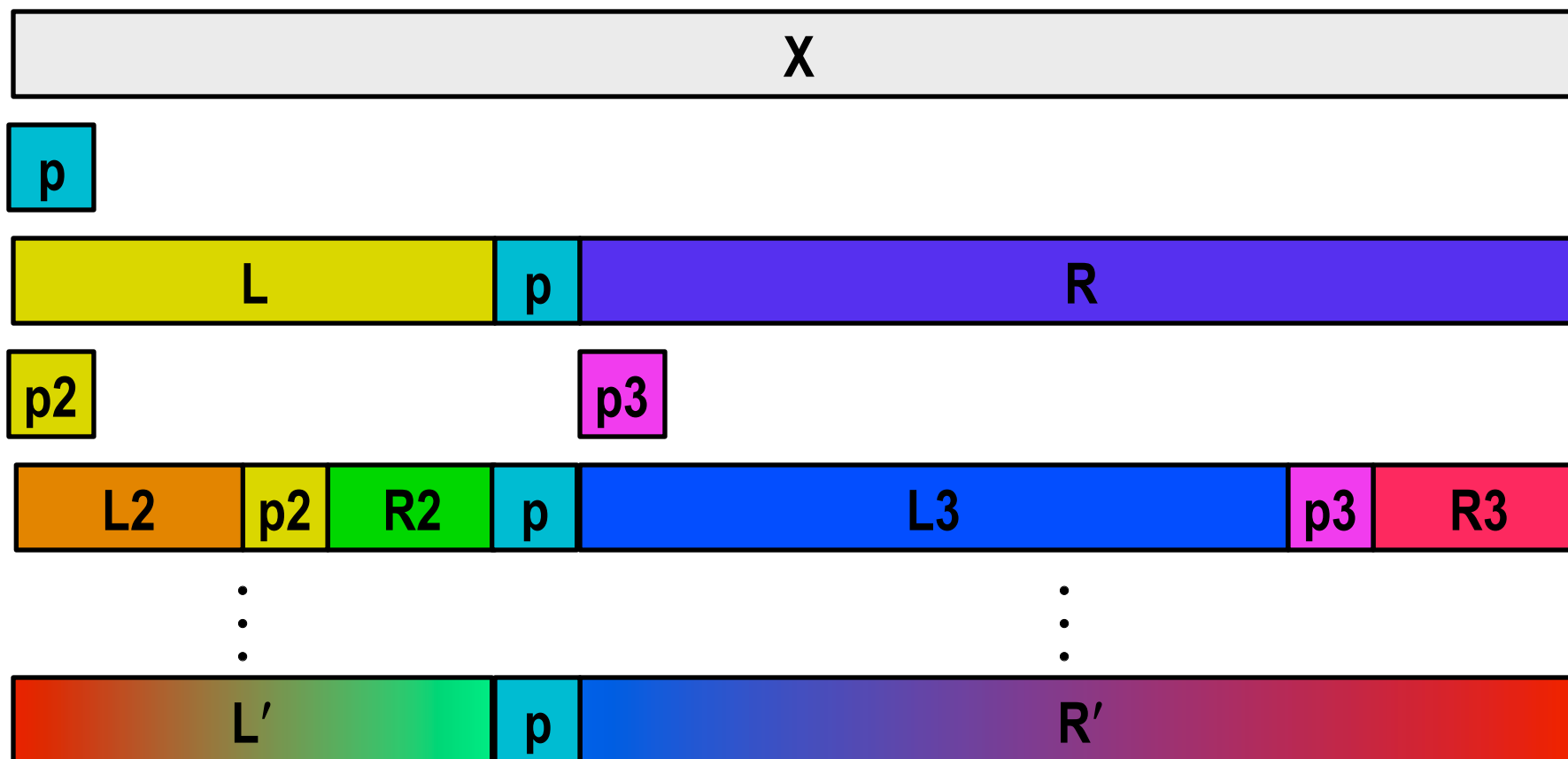
- **Sort nele elements starting at base**
  - Recursively sort L or R if has more than one element



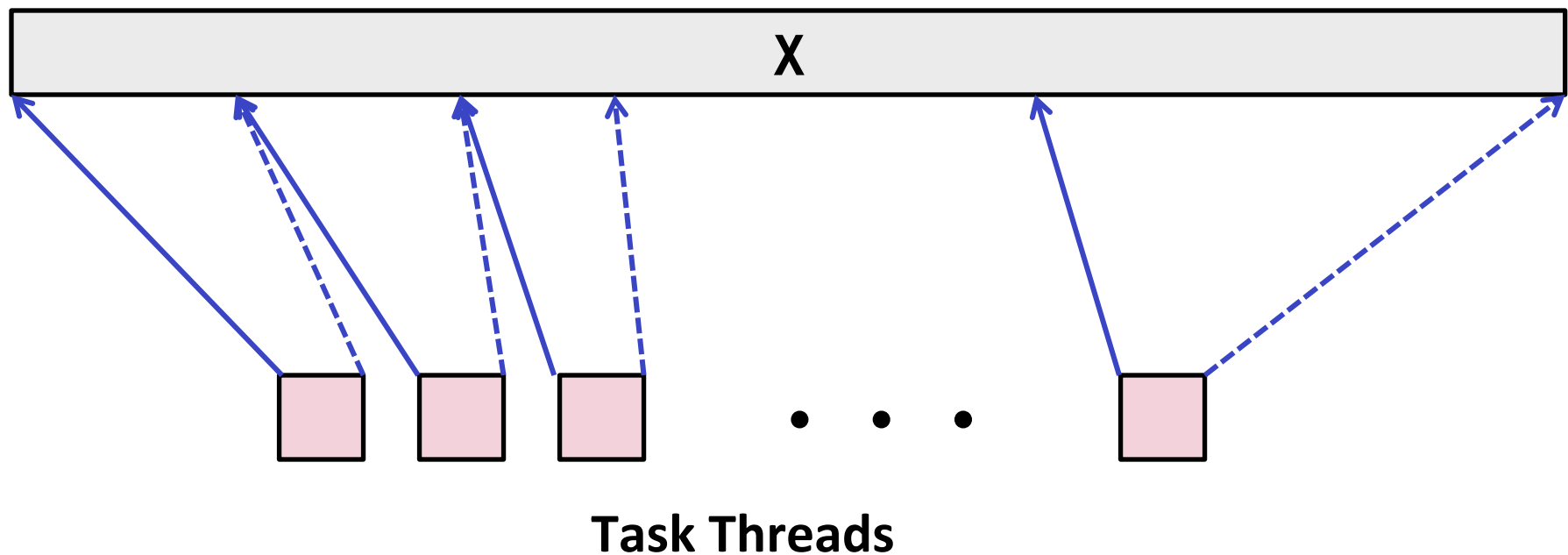
# Parallel Quicksort

- **Parallel quicksort of set of values X**
  - If  $N \leq N_{\text{thresh}}$ , do sequential quicksort
  - Else
    - Choose “pivot”  $p$  from  $X$
    - Rearrange  $X$  into
      - $L$ : Values  $\leq p$
      - $R$ : Values  $\geq p$
    - Recursively spawn separate threads
      - Sort  $L$  to get  $L'$
      - Sort  $R$  to get  $R'$
    - Return  $L' : p : R'$

# Parallel Quicksort Visualized

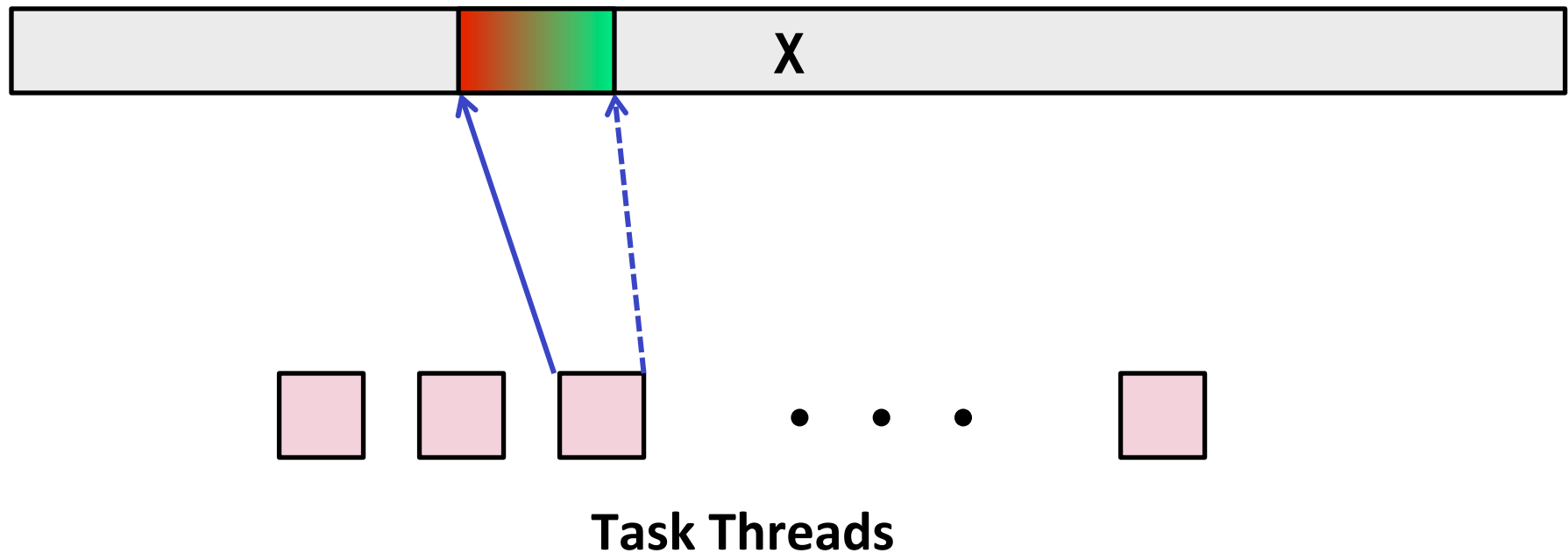


# Thread Structure: Sorting Tasks



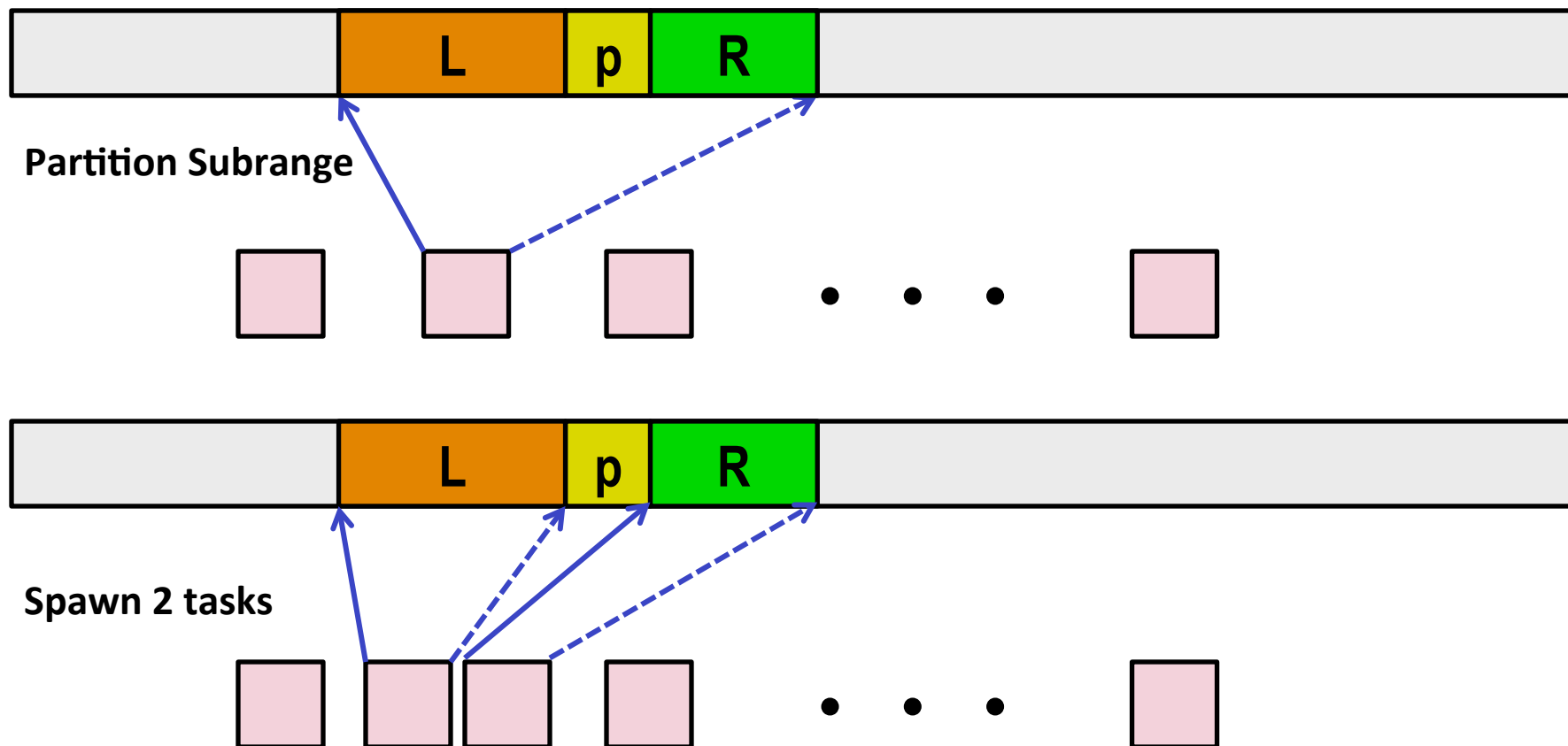
- **Task: Sort subrange of data**
  - Specify as:
    - **base**: Starting address
    - **ne1e**: Number of elements in subrange
- **Run as separate thread**

# Small Sort Task Operation



- Sort subrange using serial quicksort

# Large Sort Task Operation



# Top-Level Function (Simplified)

```
void tqsort(data_t *base, size_t nele) {
    init_task(nele);
    global_base = base;
    global_end = global_base + nele - 1;
    task_queue_ptr tq = new_task_queue();
    tqsort_helper(base, nele, tq);
    join_tasks(tq);
    free_task_queue(tq);
}
```

- Sets up data structures
- Calls recursive sort routine
- Keeps joining threads until none left
- Frees data structures

# Recursive sort routine (Simplified)

```
/* Multi-threaded quicksort */
static void tqsort_helper(data_t *base, size_t nele,
                          task_queue_ptr tq) {
    if (nele <= nele_max_sort_serial) {
        /* Use sequential sort */
        qsort_serial(base, nele);
        return;
    }
    sort_task_t *t = new_task(base, nele, tq);
    spawn_task(tq, sort_thread, (void *) t);
}
```

- Small partition: Sort serially
- Large partition: Spawn new sort task

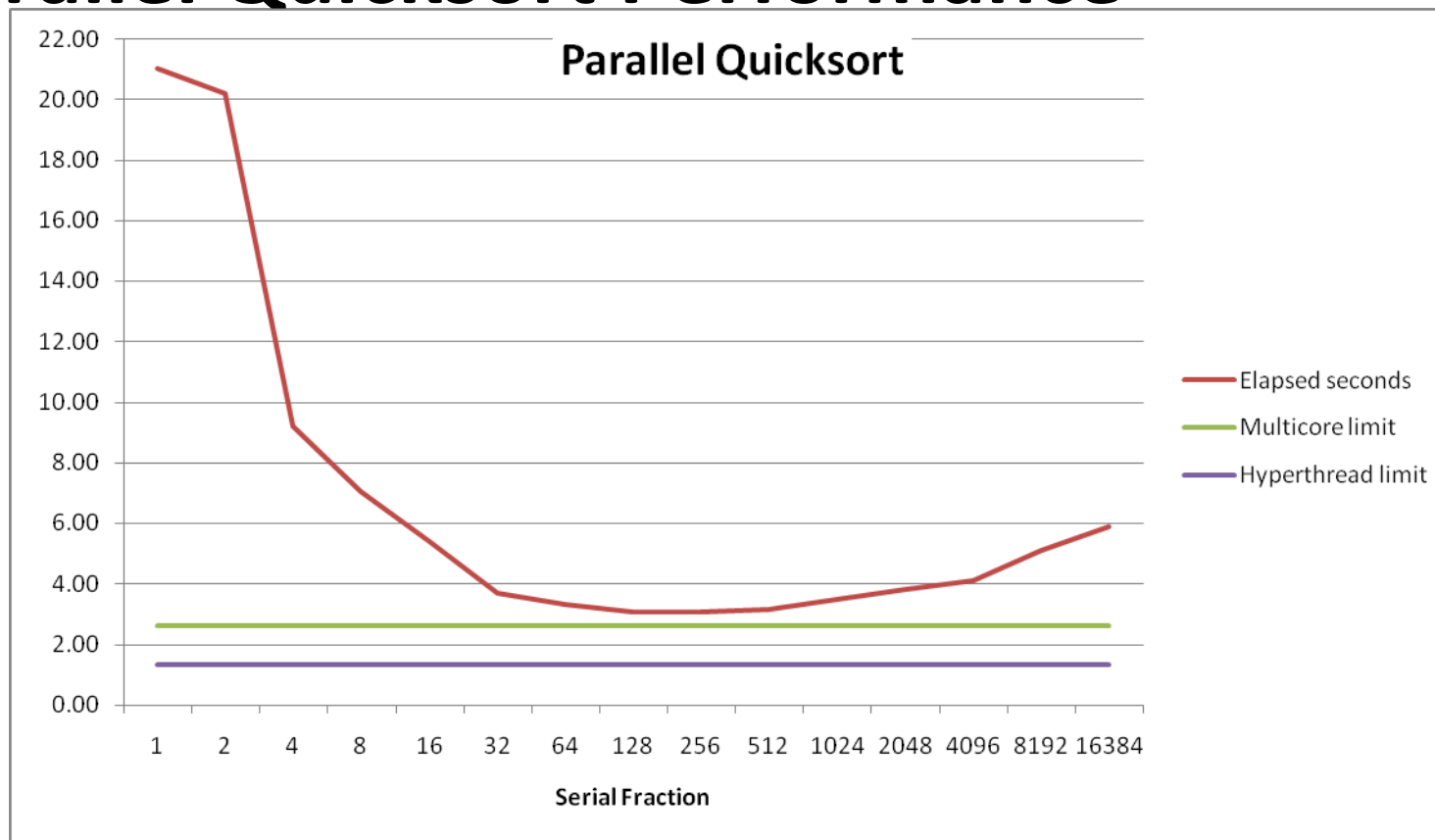
# Sort task thread (Simplified)

```
/* Thread routine for many-threaded quicksort */
static void *sort_thread(void *vargp) {
    sort_task_t *t = (sort_task_t *) vargp;
    data_t *base = t->base;
    size_t nele = t->nele;
    task_queue_ptr tq = t->tq;
    free(vargp);
    size_t m = partition(base, nele);
    if (m > 1)
        tqsort_helper(base, m, tq);
    if (nele-1 > m+1)
        tqsort_helper(base+m+1, nele-m-1, tq);
    return NULL;
}
```

- Get task parameters
- Perform partitioning step
- Call recursive sort routine on each partition

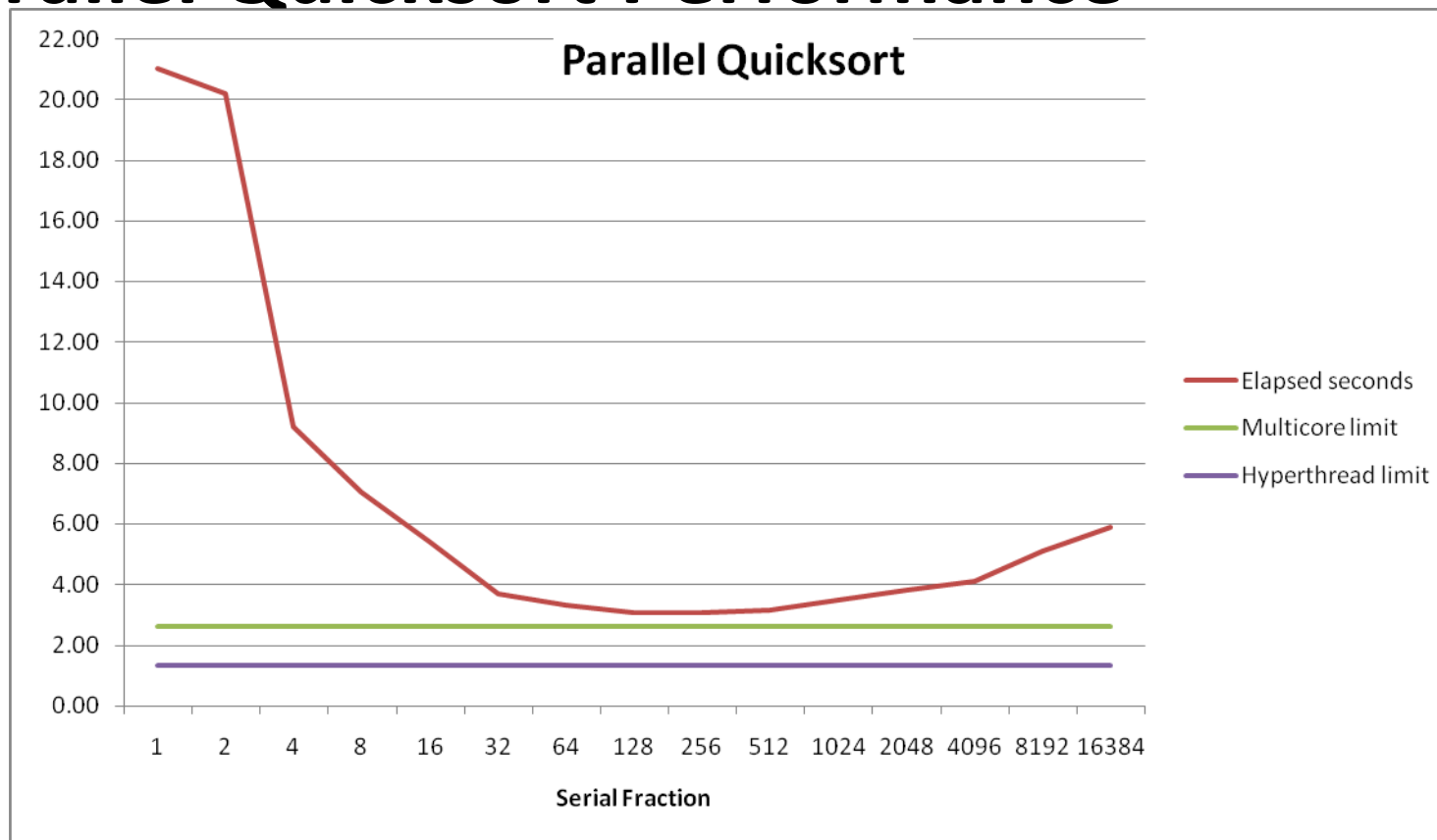


# Parallel Quicksort Performance



- **Serial fraction: Fraction of input at which do serial sort**
- **Sort  $2^{27}$  (134,217,728) random values**
- **Best speedup = 6.84X**

# Parallel Quicksort Performance



- **Good performance over wide range of fraction values**
  - F too small: Not enough parallelism
  - F too large: Thread overhead + run out of thread memory

# Amdahl's Law & Parallel Quicksort

## ■ Sequential bottleneck

- Top-level partition: No speedup
- Second level:  $\leq 2X$  speedup
- $k^{\text{th}}$  level:  $\leq 2^{k-1}X$  speedup

## ■ Implications

- Good performance for small-scale parallelism
- Would need to parallelize partitioning step to get large-scale parallelism
  - Parallel Sorting by Regular Sampling
    - H. Shi & J. Schaeffer, J. Parallel & Distributed Computing, 1992

# Parallelizing Partitioning Step

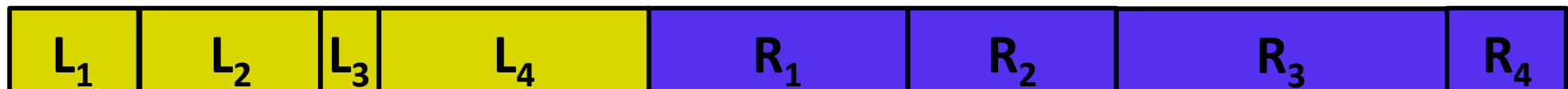


**p**

Parallel partitioning based on global p



Reassemble into partitions



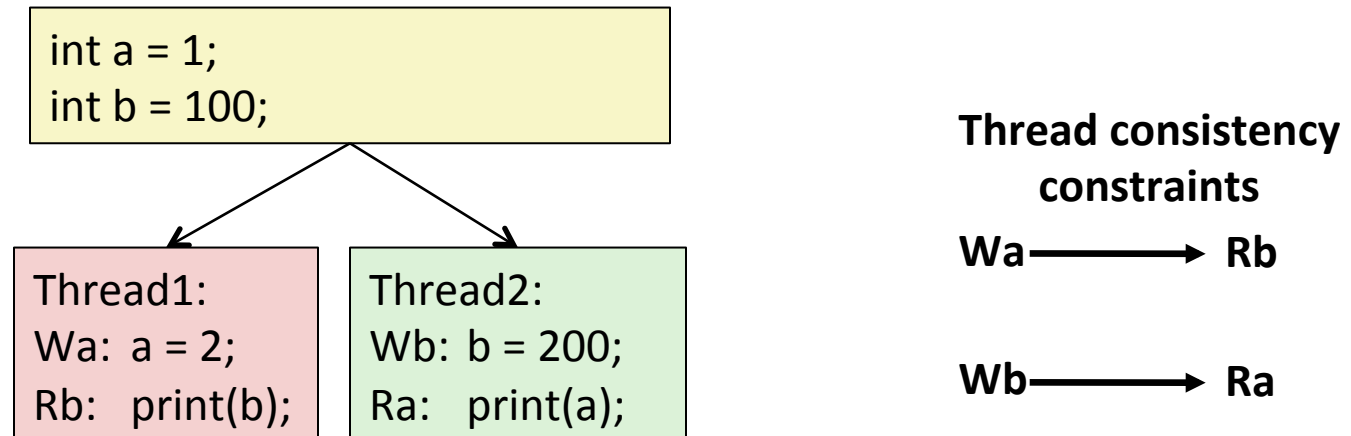
# Experience with Parallel Partitioning

- **Could not obtain speedup**
- **Speculate: Too much data copying**
  - Could not do everything within source array
  - Set up temporary space for reassembling partition

# Lessons Learned

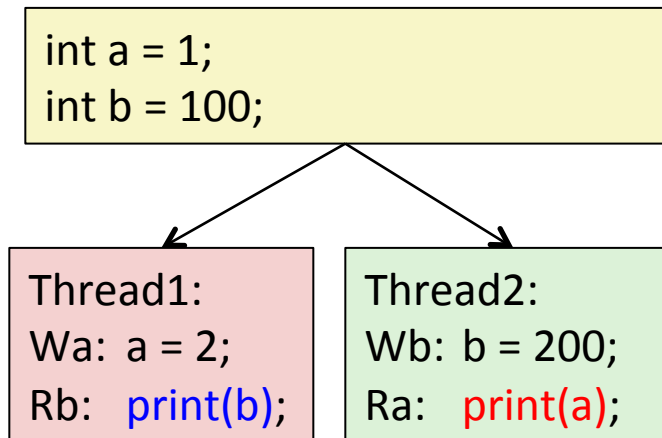
- **Must have parallelization strategy**
  - Partition into  $K$  independent parts
  - Divide-and-conquer
- **Inner loops must be synchronization free**
  - Synchronization operations very expensive
- **Beware of Amdahl's Law**
  - Serial code can become bottleneck
- **You can do it!**
  - Achieving modest levels of parallelism is not difficult
  - Set up experimental framework and test multiple strategies

# Memory Consistency



- **What are the possible values printed?**
  - Depends on memory consistency model
  - Abstract model of how hardware handles concurrent accesses
- **Sequential consistency**
  - Overall effect consistent with each individual thread
  - Otherwise, arbitrary interleaving

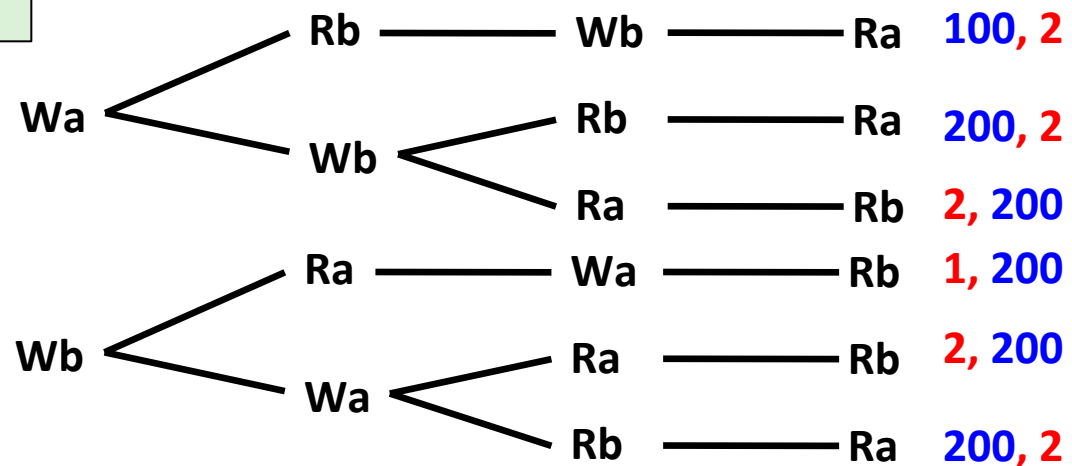
# Sequential Consistency Example



Thread consistency  
constraints

Wa ————— Rb

Wb ————— Ra



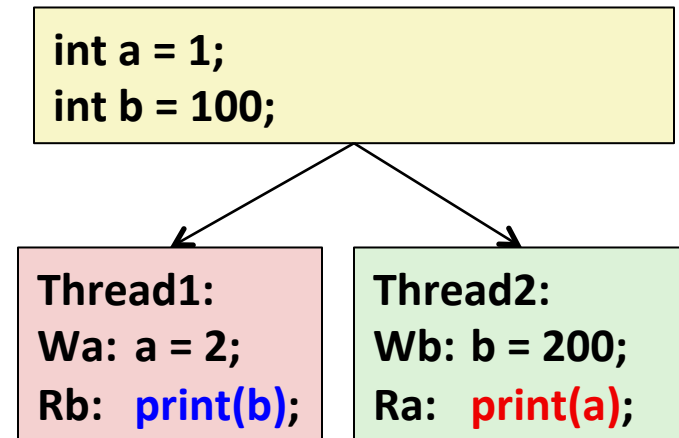
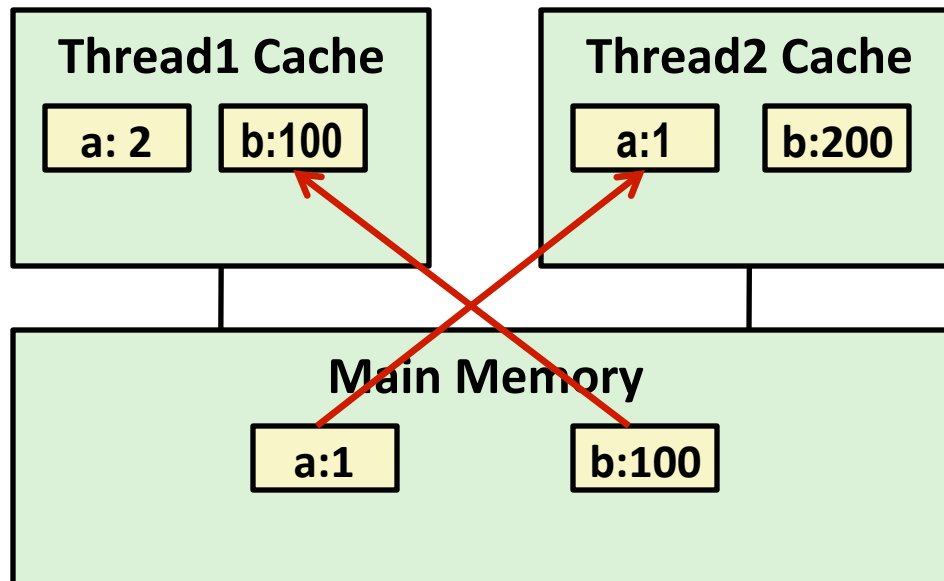
## ■ Impossible outputs

- **100, 1** and **1, 100**
- Would require reaching both Ra and Rb before Wa and Wb



# Non-Coherent Cache Scenario

- Write-back caches, without coordination between them



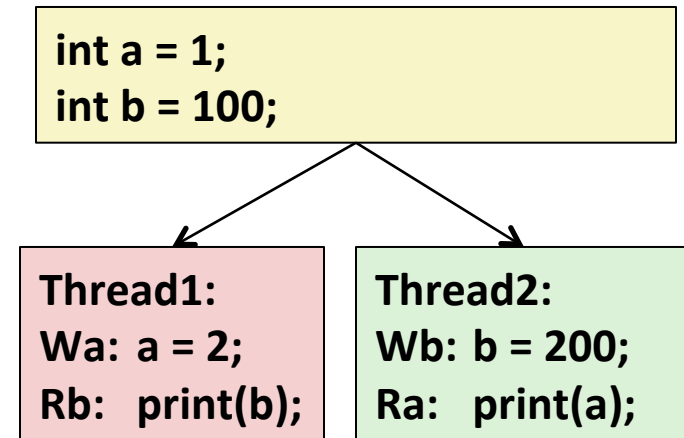
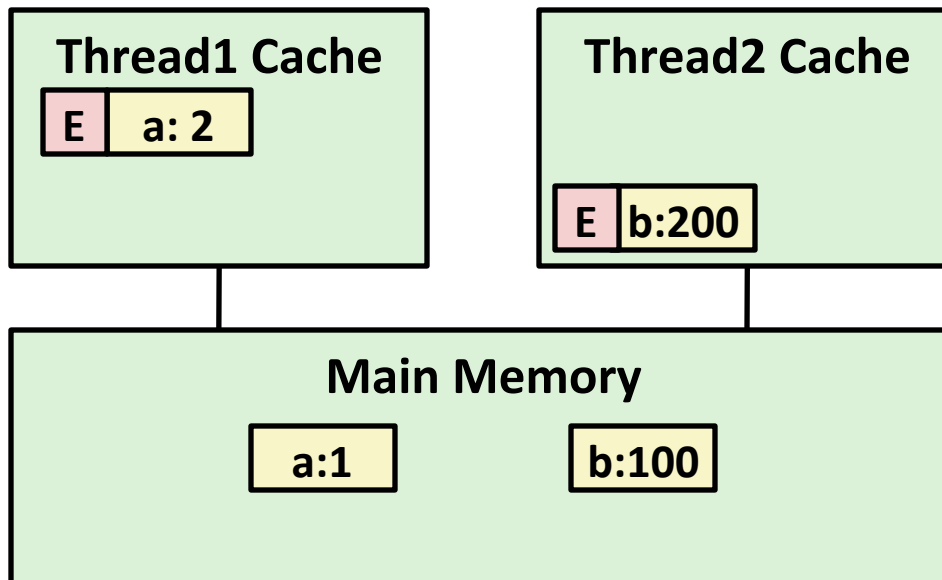
print 1

print 100

# Snoopy Caches

## ■ Tag each cache block with state

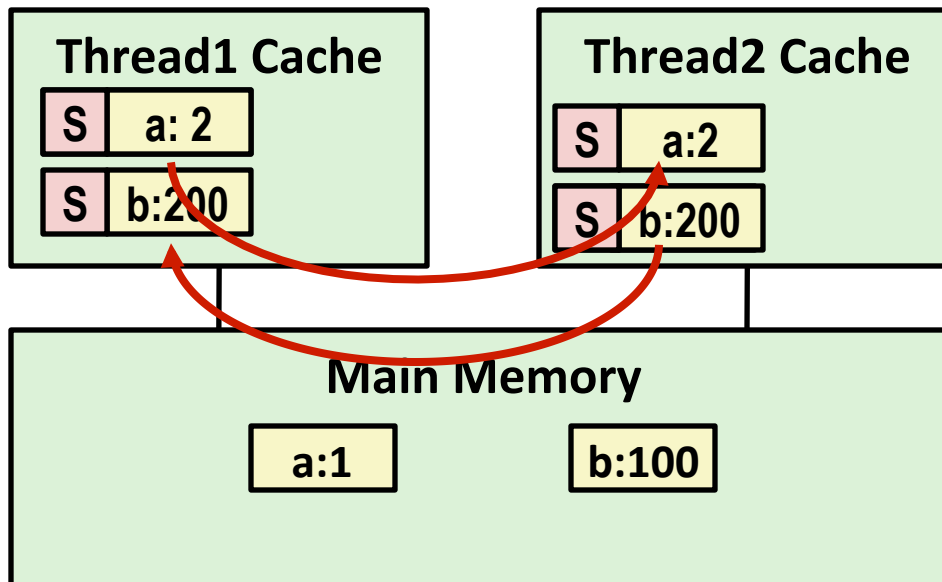
Invalid	Cannot use value
Shared	Readable copy
Exclusive	Writeable copy



# Snoopy Caches

## ■ Tag each cache block with state

Invalid	Cannot use value
Shared	Readable copy
Exclusive	Writeable copy



**print 2**

**print 200**

- When cache sees request for one of its E-tagged blocks
  - Supply value from cache
  - Set tag to S