

Virtual Memory: Systems

15-213: Introduction to Computer Systems
18th Lecture, Oct. 29, 2015

Instructors:

Randal E. Bryant and David R. O'Hallaron

Today

- **Simple memory system example**
- **Case study: Core i7/Linux memory system**
- **Memory mapping**

Review of Symbols

■ Basic Parameters

- $N = 2^n$: Number of addresses in virtual address space
- $M = 2^m$: Number of addresses in physical address space
- $P = 2^p$: Page size (bytes)

■ Components of the virtual address (VA)

- **TLBI**: TLB index
- **TLBT**: TLB tag
- **VPO**: Virtual page offset
- **VPN**: Virtual page number

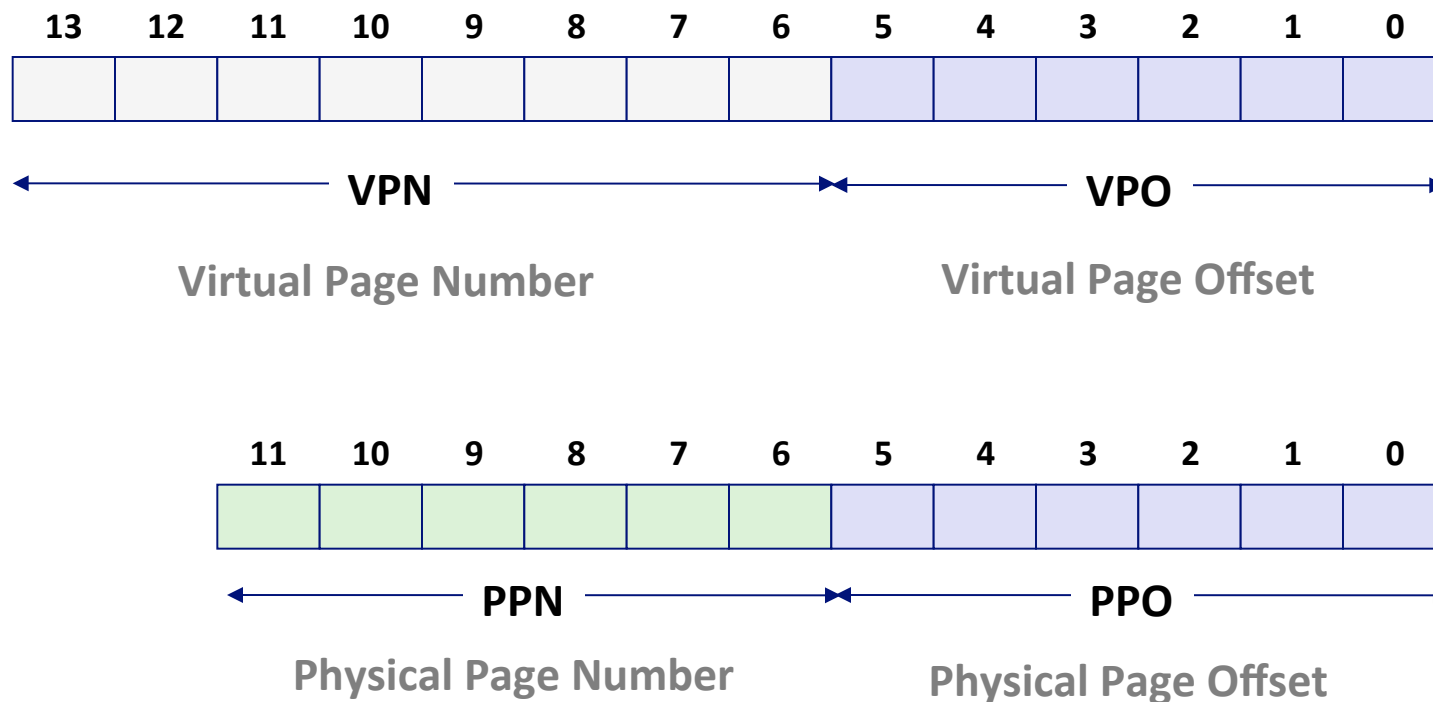
■ Components of the physical address (PA)

- **PPO**: Physical page offset (same as VPO)
- **PPN**: Physical page number
- **CO**: Byte offset within cache line
- **CI**: Cache index
- **CT**: Cache tag

Simple Memory System Example

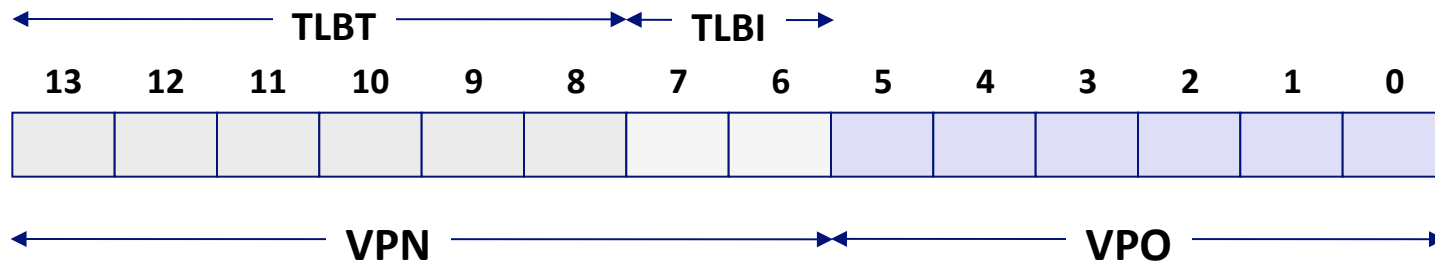
■ Addressing

- 14-bit virtual addresses
- 12-bit physical address
- Page size = 64 bytes



1. Simple Memory System TLB

- 16 entries
- 4-way associative



<i>Set</i>	<i>Tag</i>	<i>PPN</i>	<i>Valid</i>	<i>Tag</i>	<i>PPN</i>	<i>Valid</i>	<i>Tag</i>	<i>PPN</i>	<i>Valid</i>	<i>Tag</i>	<i>PPN</i>	<i>Valid</i>
0	03	–	0	09	0D	1	00	–	0	07	02	1
1	03	2D	1	02	–	0	04	–	0	0A	–	0
2	02	–	0	08	–	0	06	–	0	03	–	0
3	07	–	0	03	0D	1	0A	34	1	02	–	0

2. Simple Memory System Page Table

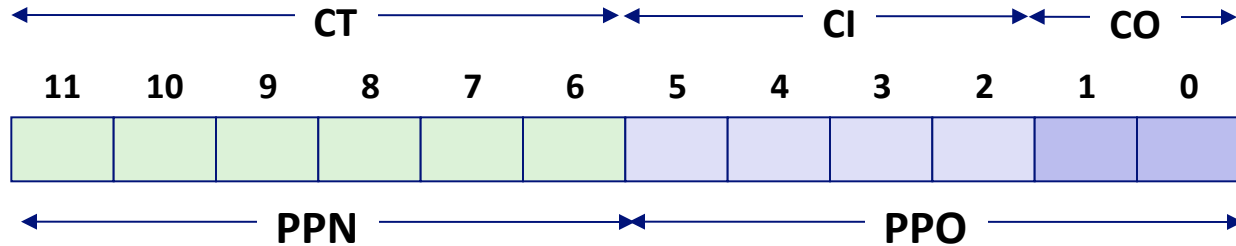
Only show first 16 entries (out of 256)

<i>VPN</i>	<i>PPN</i>	<i>Valid</i>
00	28	1
01	–	0
02	33	1
03	02	1
04	–	0
05	16	1
06	–	0
07	–	0

<i>VPN</i>	<i>PPN</i>	<i>Valid</i>
08	13	1
09	17	1
0A	09	1
0B	–	0
0C	–	0
0D	2D	1
0E	11	1
0F	0D	1

3. Simple Memory System Cache

- 16 lines, 4-byte block size
- Physically addressed
- Direct mapped

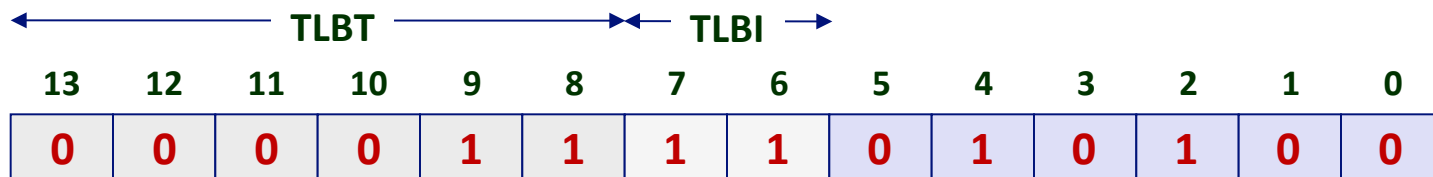


<i>Idx</i>	<i>Tag</i>	<i>Valid</i>	<i>B0</i>	<i>B1</i>	<i>B2</i>	<i>B3</i>
0	19	1	99	11	23	11
1	15	0	–	–	–	–
2	1B	1	00	02	04	08
3	36	0	–	–	–	–
4	32	1	43	6D	8F	09
5	0D	1	36	72	F0	1D
6	31	0	–	–	–	–
7	16	1	11	C2	DF	03

<i>Idx</i>	<i>Tag</i>	<i>Valid</i>	<i>B0</i>	<i>B1</i>	<i>B2</i>	<i>B3</i>
8	24	1	3A	00	51	89
9	2D	0	–	–	–	–
A	2D	1	93	15	DA	3B
B	0B	0	–	–	–	–
C	12	0	–	–	–	–
D	16	1	04	96	34	15
E	13	1	83	77	1B	D3
F	14	0	–	–	–	–

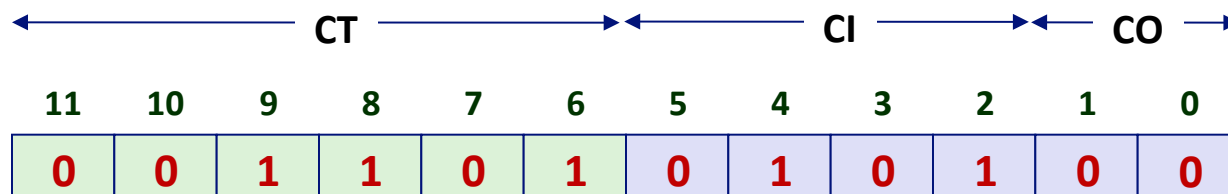
Address Translation Example #1

Virtual Address: 0x03D4



VPN 0x0F TLBI 0x3 TLBT 0x03 TLB Hit? Y Page Fault? N PPN: 0x0D

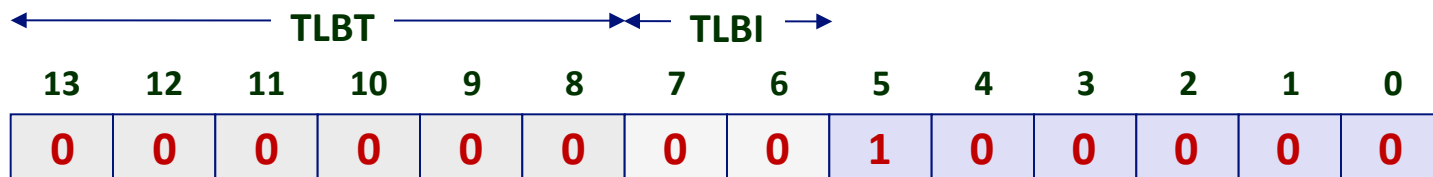
Physical Address



CO 0 CI 0x5 CT 0x0D Hit? Y Byte: 0x36

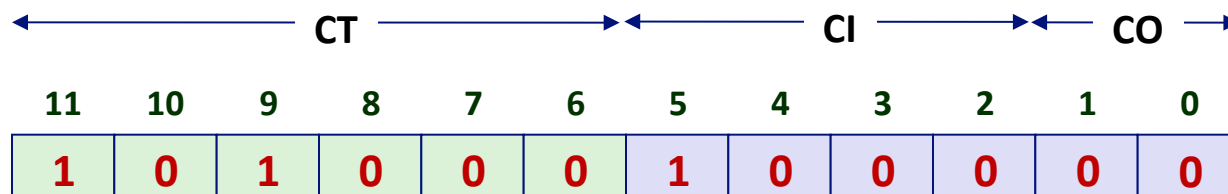
Address Translation Example #2

Virtual Address: 0x0020



VPN 0x00 TLBI 0 TLBT 0x00 TLB Hit? N Page Fault? N PPN: 0x28

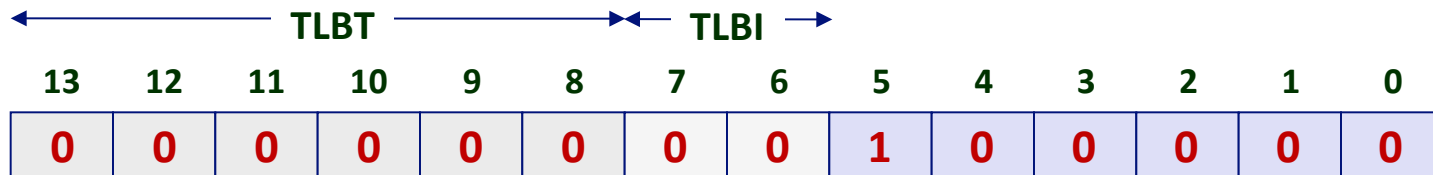
Physical Address



CO 0 CI 0x8 CT 0x28 Hit? N Byte: Mem

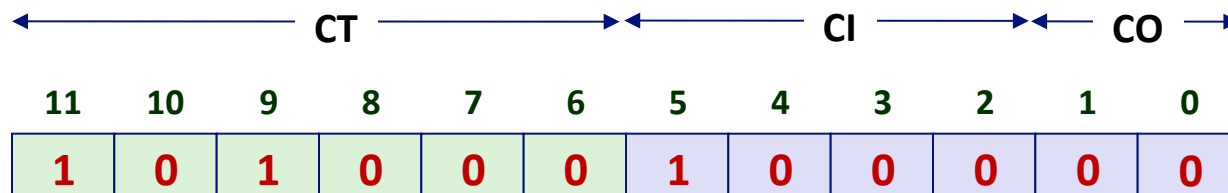
Address Translation Example #3

Virtual Address: 0x0020



VPN 0x00 TLBI 0 TLBT 0x00 TLB Hit? N Page Fault? N PPN: 0x28

Physical Address



CO 0 CI 0x8 CT 0x28 Hit? N Byte: Mem

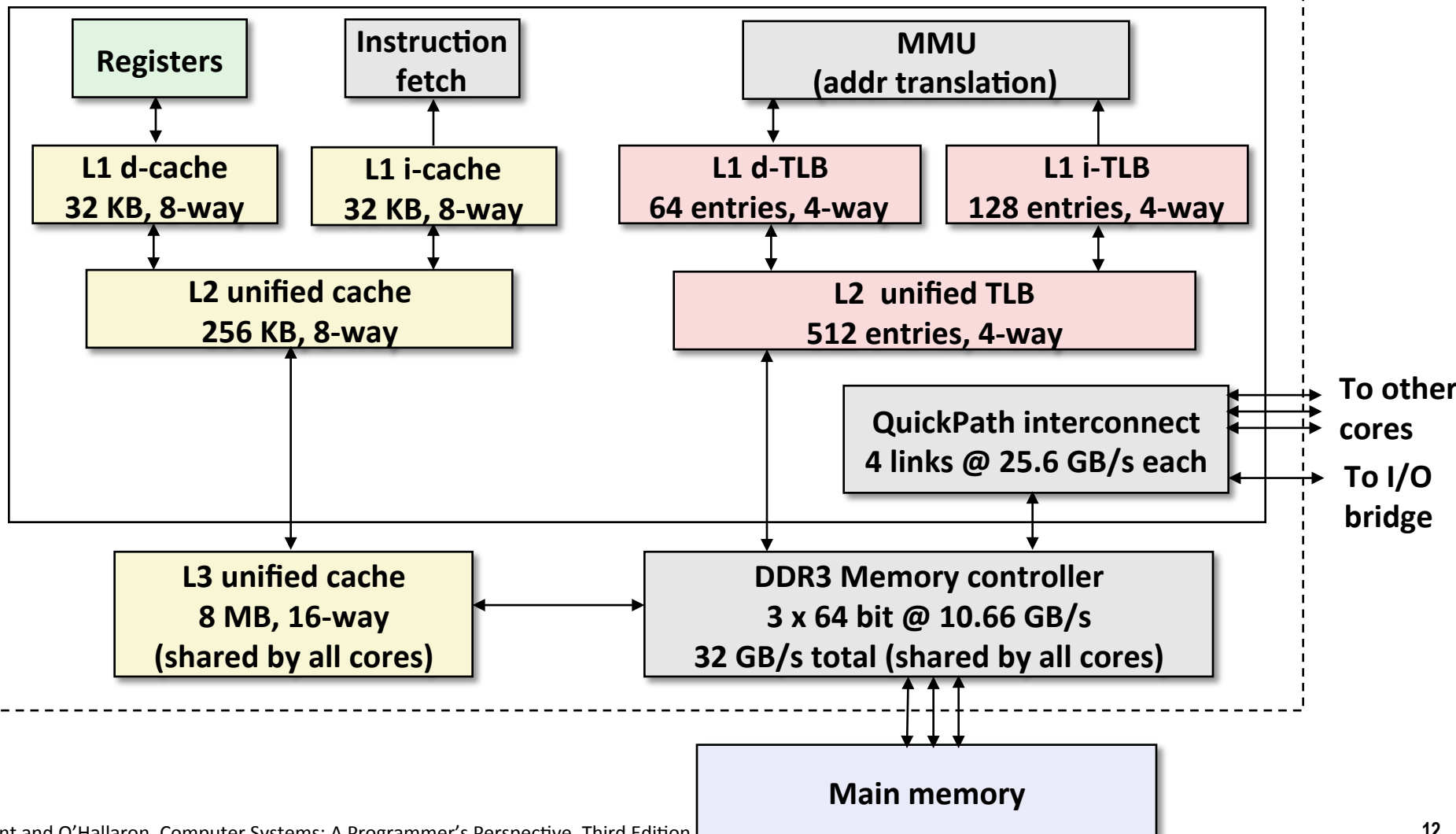
Today

- Simple memory system example
- **Case study: Core i7/Linux memory system**
- Memory mapping

Intel Core i7 Memory System

Processor package

Core x4



Review of Symbols

■ Basic Parameters

- $N = 2^n$: Number of addresses in virtual address space
- $M = 2^m$: Number of addresses in physical address space
- $P = 2^p$: Page size (bytes)

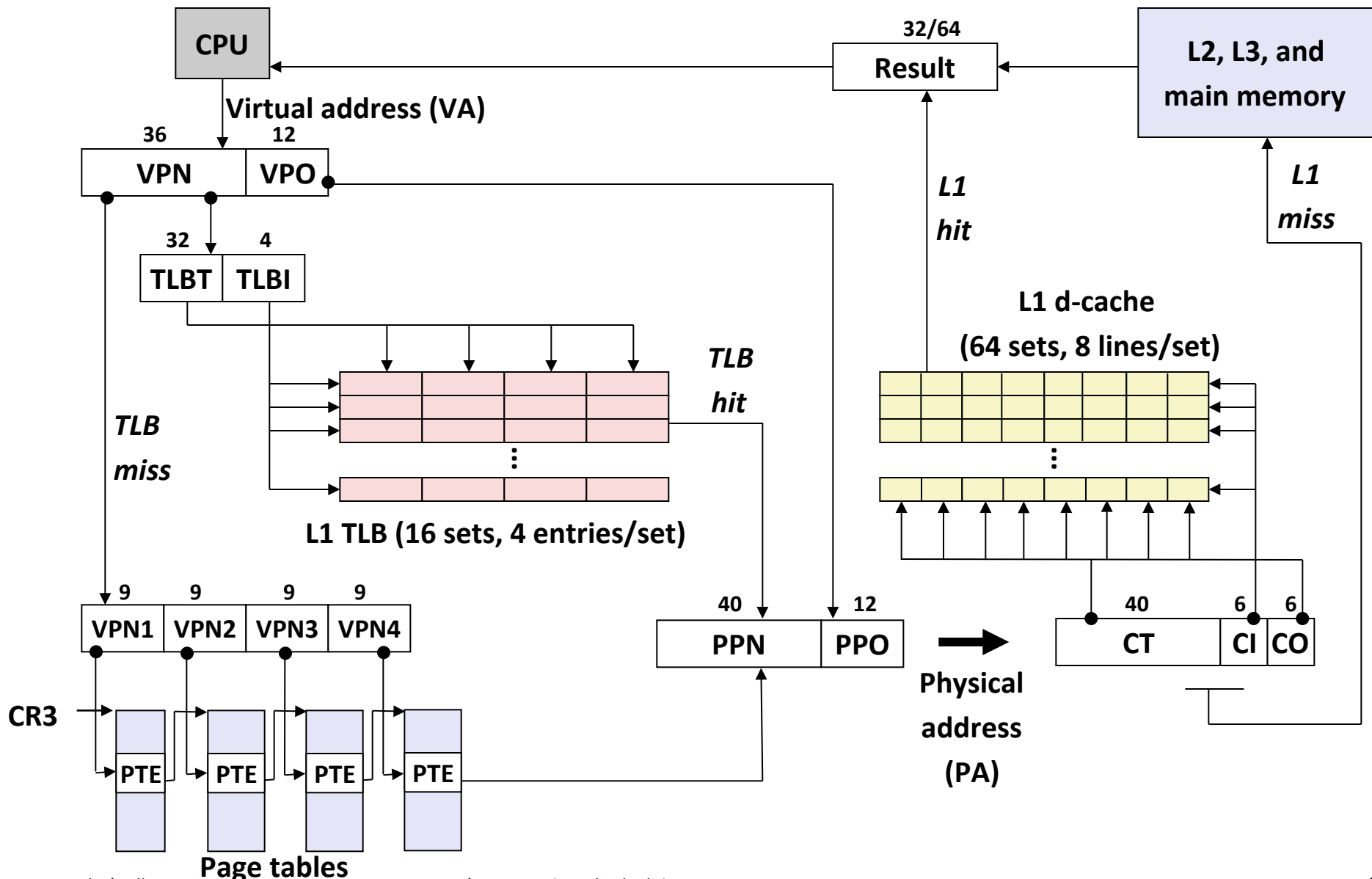
■ Components of the virtual address (VA)

- **TLBI**: TLB index
- **TLBT**: TLB tag
- **VPO**: Virtual page offset
- **VPN**: Virtual page number

■ Components of the physical address (PA)

- **PPO**: Physical page offset (same as VPO)
- **PPN**: Physical page number
- **CO**: Byte offset within cache line
- **CI**: Cache index
- **CT**: Cache tag

End-to-end Core i7 Address Translation



Core i7 Level 1-3 Page Table Entries

63	62	52	51	12	11	9	8	7	6	5	4	3	2	1	0
XD	Unused	Page table physical base address				Unused	G	PS		A	CD	WT	U/S	R/W	P=1
Available for OS (page table location on disk)														P=0	

Each entry references a 4K child page table. Significant fields:

P: Child page table present in physical memory (1) or not (0).

R/W: Read-only or read-write access access permission for all reachable pages.

U/S: user or supervisor (kernel) mode access permission for all reachable pages.

WT: Write-through or write-back cache policy for the child page table.

A: Reference bit (set by MMU on reads and writes, cleared by software).

PS: Page size either 4 KB or 4 MB (defined for Level 1 PTEs only).

Page table physical base address: 40 most significant bits of physical page table address (forces page tables to be 4KB aligned)

XD: Disable or enable instruction fetches from all pages reachable from this PTE.

Core i7 Level 4 Page Table Entries

63	62	52	51	12	11	9	8	7	6	5	4	3	2	1	0
XD	Unused	Page physical base address			Unused	G		D	A	CD	WT	U/S	R/W	P=1	
Available for OS (page location on disk)														P=0	

Each entry references a 4K child page. Significant fields:

P: Child page is present in memory (1) or not (0)

R/W: Read-only or read-write access permission for child page

U/S: User or supervisor mode access

WT: Write-through or write-back cache policy for this page

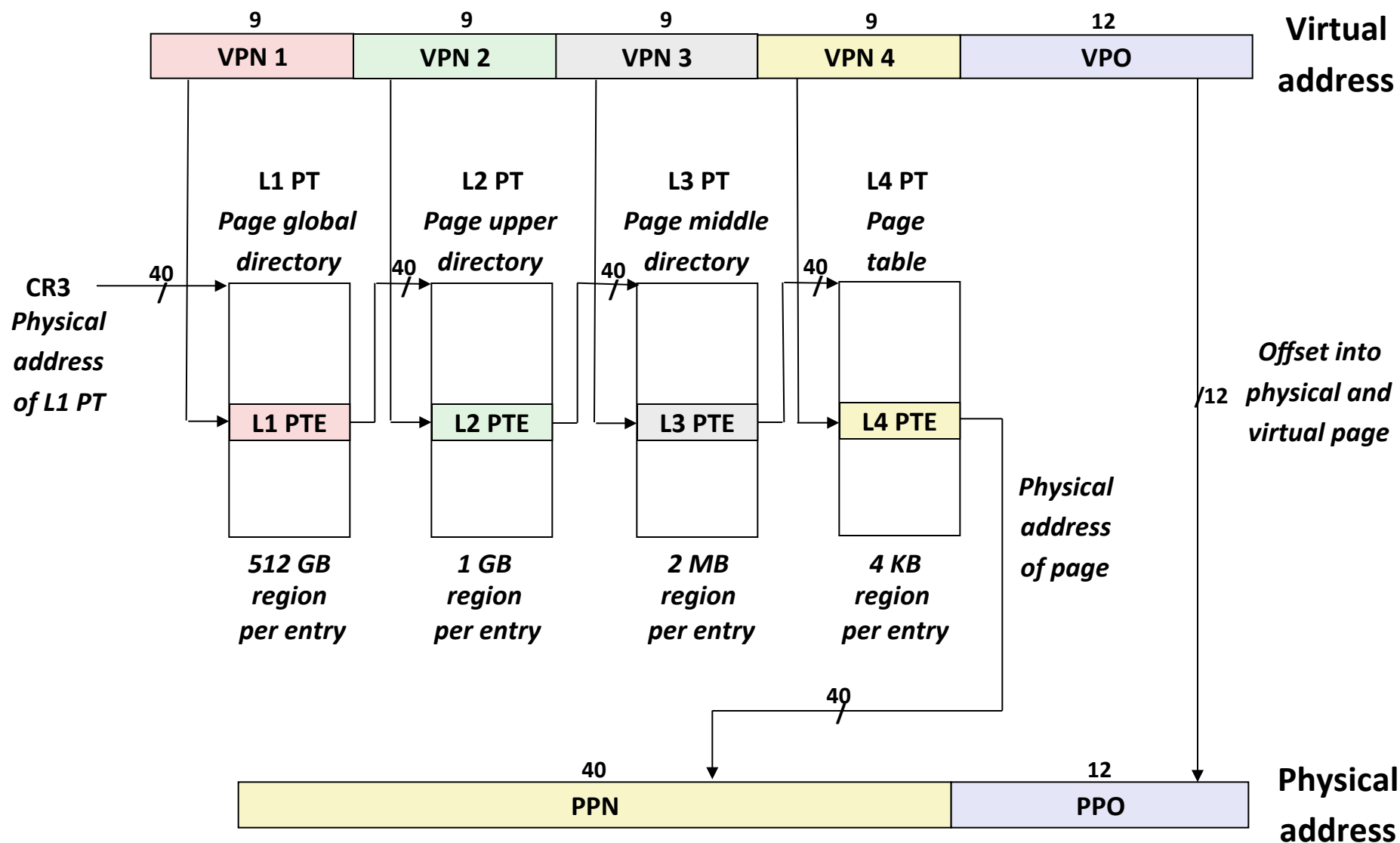
A: Reference bit (set by MMU on reads and writes, cleared by software)

D: Dirty bit (set by MMU on writes, cleared by software)

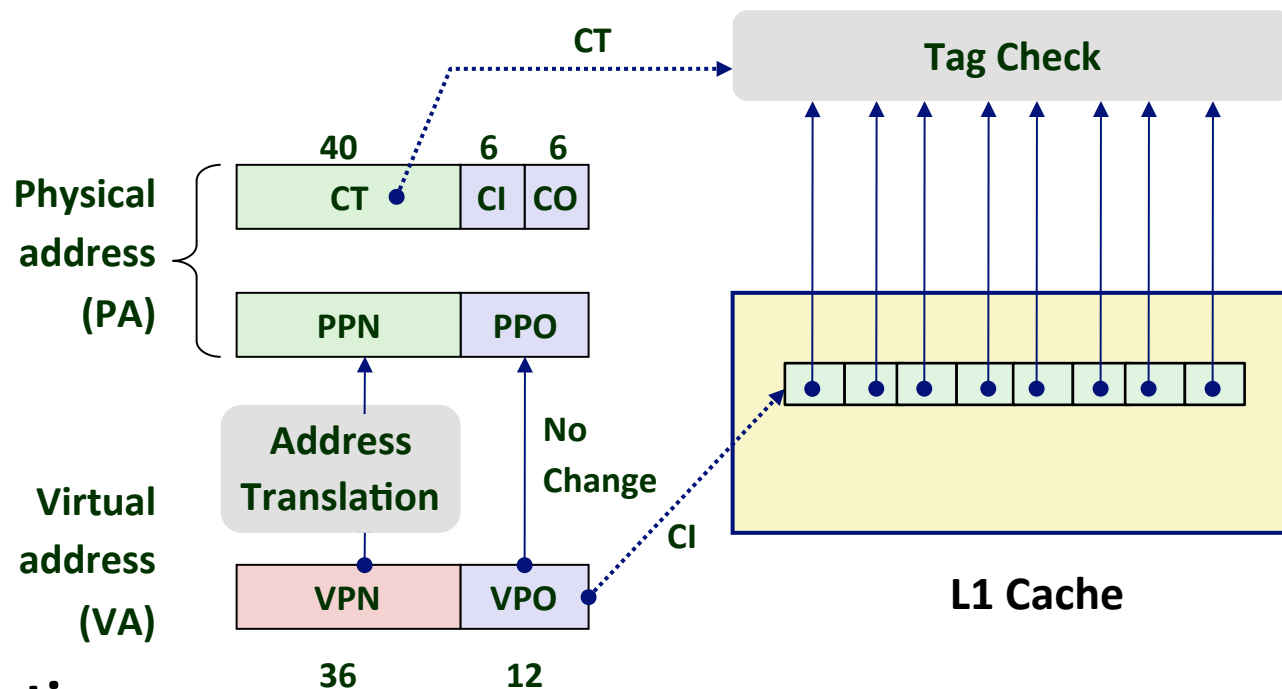
Page physical base address: 40 most significant bits of physical page address
(forces pages to be 4KB aligned)

XD: Disable or enable instruction fetches from this page.

Core i7 Page Table Translation



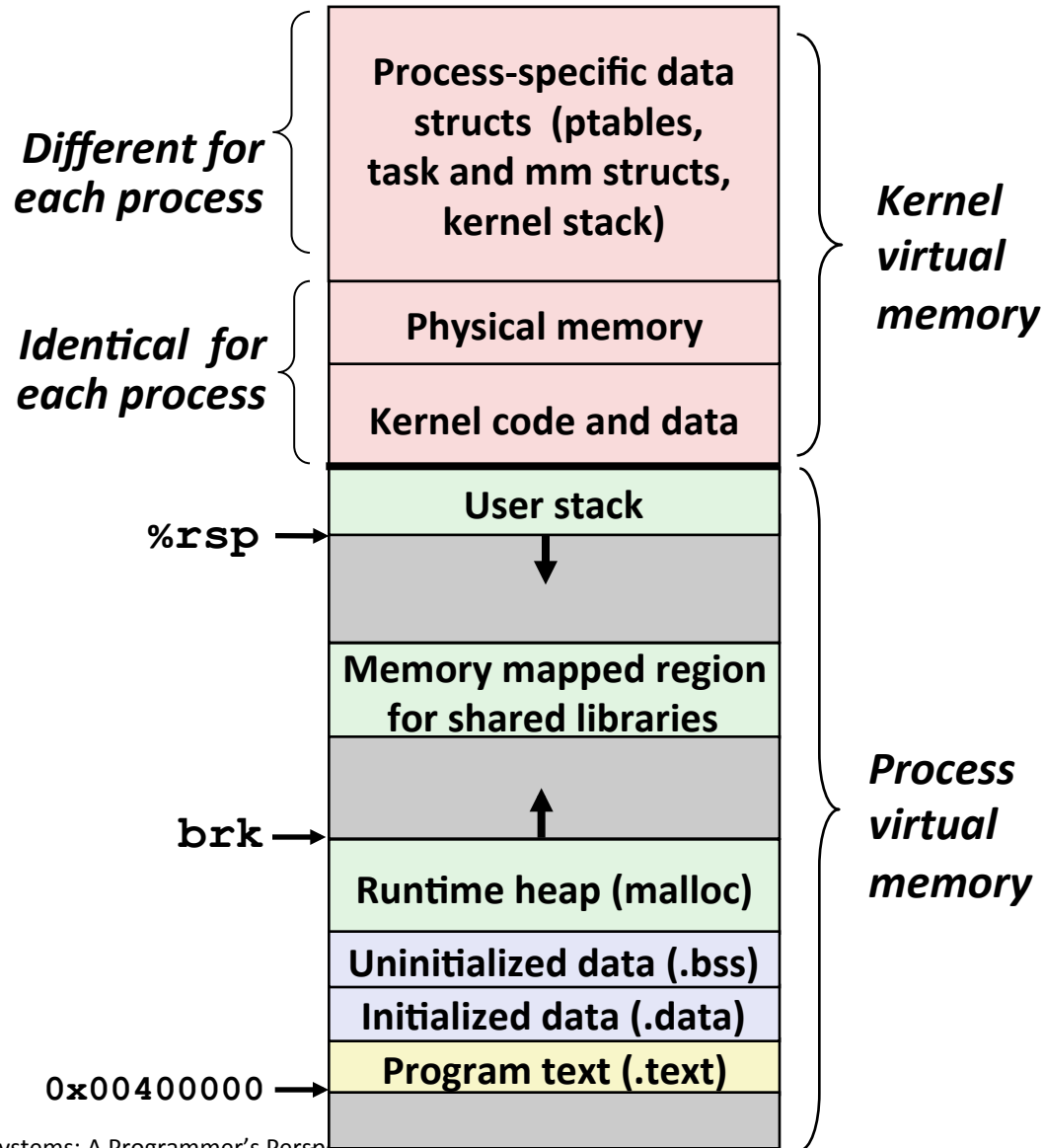
Cute Trick for Speeding Up L1 Access



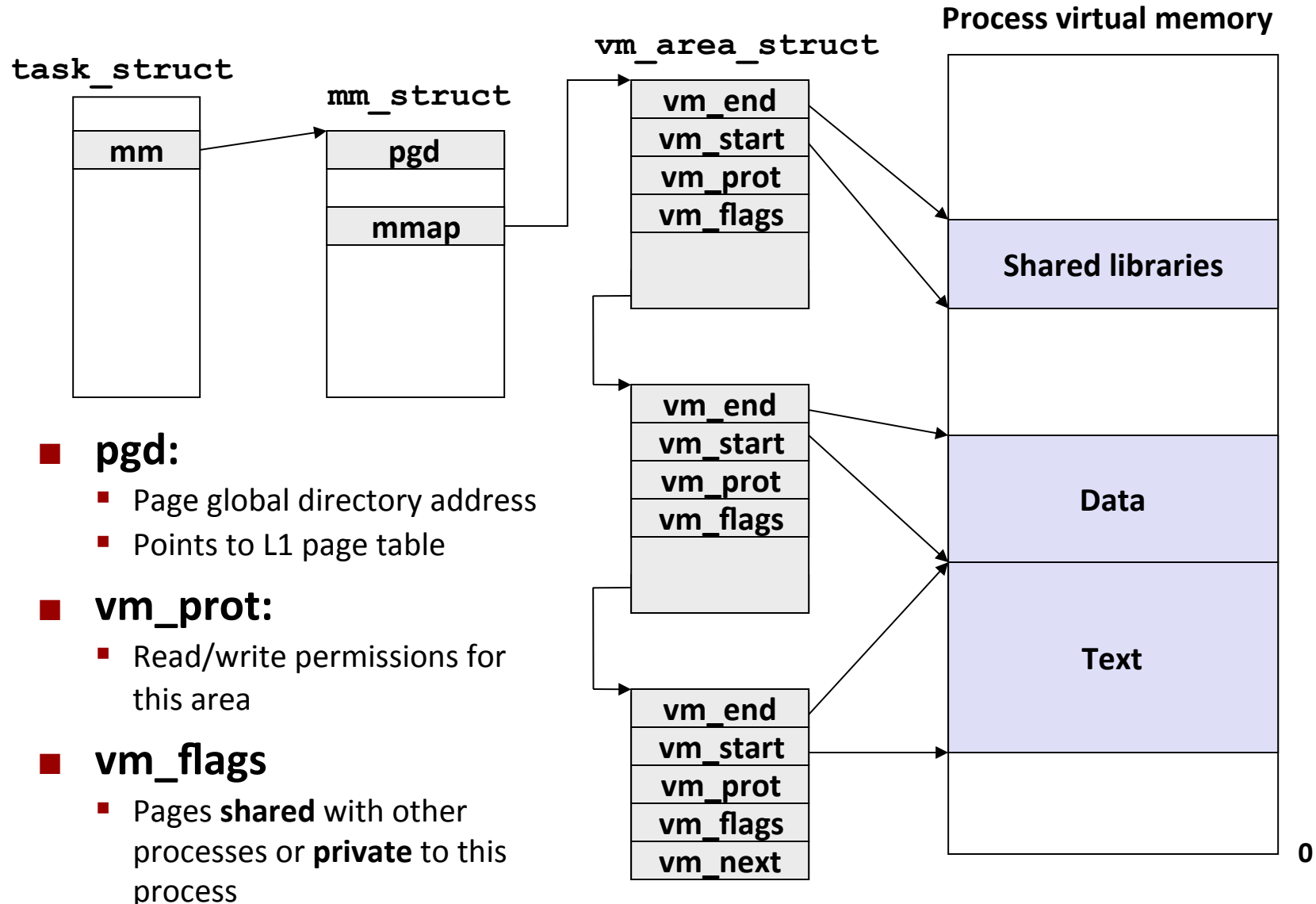
■ Observation

- Bits that determine CI identical in virtual and physical address
- Can index into cache while address translation taking place
- Generally we hit in TLB, so PPN bits (CT bits) available next
- “Virtually indexed, physically tagged”
- Cache carefully sized to make this possible

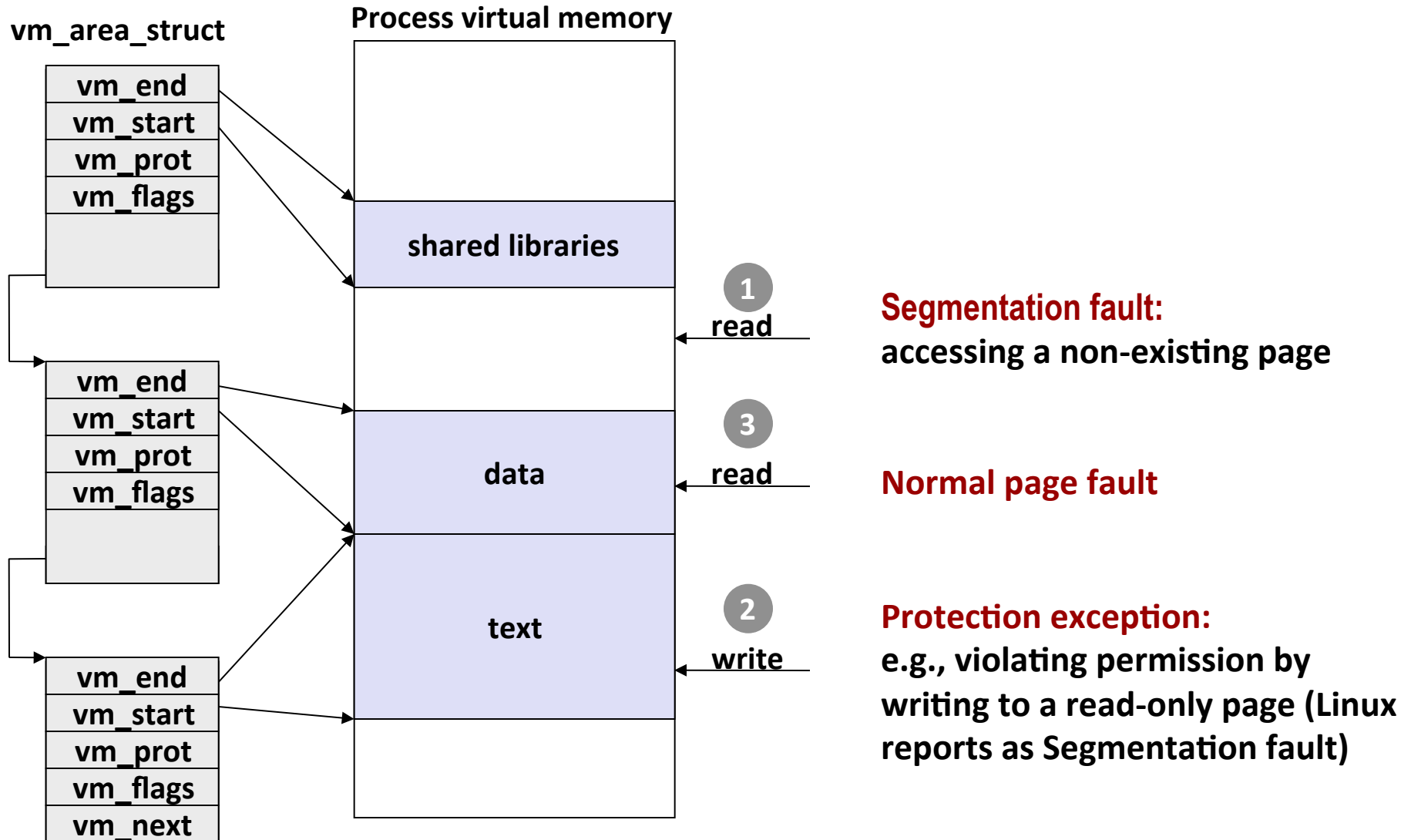
Virtual Address Space of a Linux Process



Linux Organizes VM as Collection of “Areas”



Linux Page Fault Handling



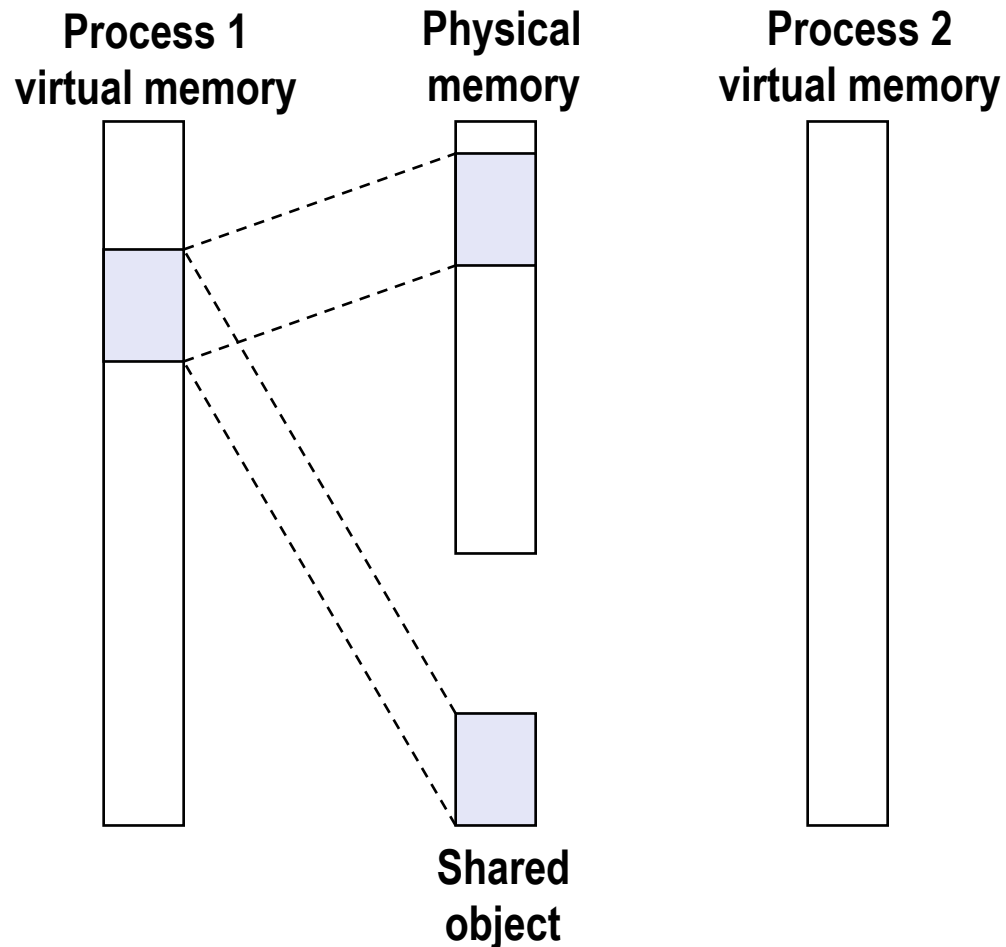
Today

- Simple memory system example
- Case study: Core i7/Linux memory system
- **Memory mapping**

Memory Mapping

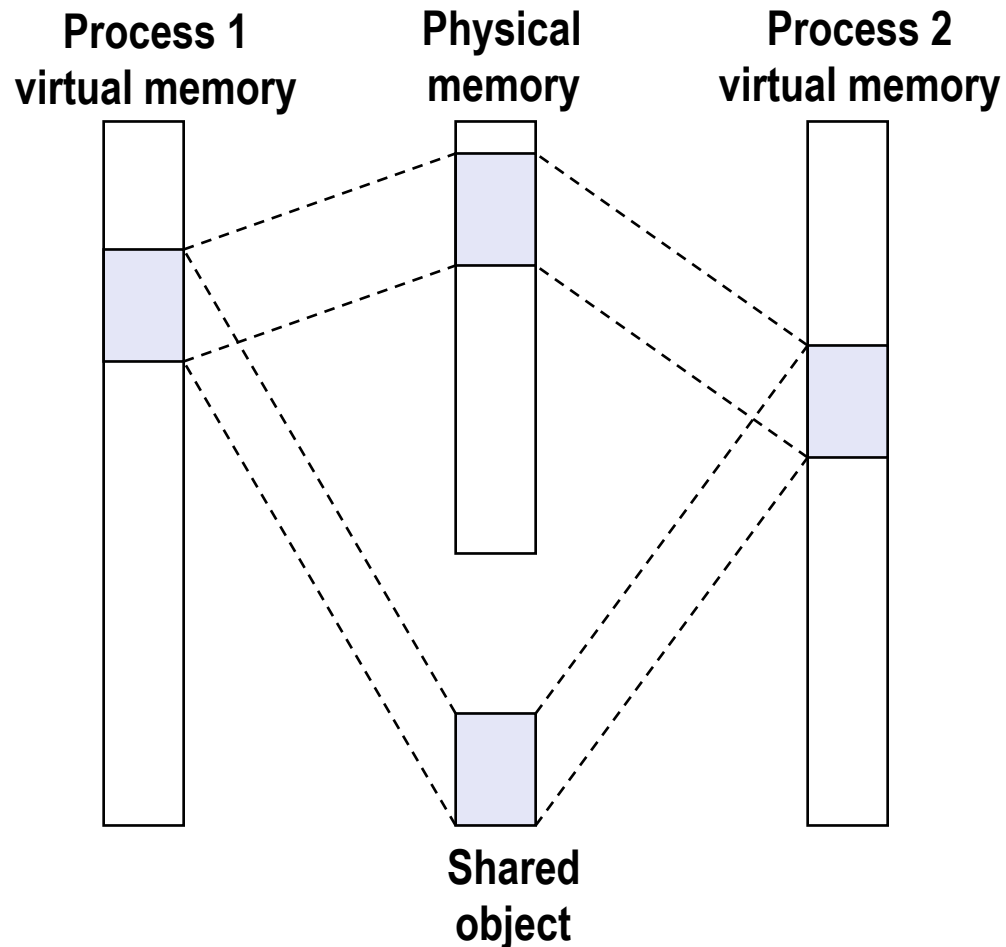
- VM areas initialized by associating them with disk objects.
 - Process is known as *memory mapping*.
- Area can be *backed by* (i.e., get its initial values from) :
 - *Regular file* on disk (e.g., an executable object file)
 - Initial page bytes come from a section of a file
 - *Anonymous file* (e.g., nothing)
 - First fault will allocate a physical page full of 0's (*demand-zero page*)
 - Once the page is written to (*dirtied*), it is like any other page
- Dirty pages are copied back and forth between memory and a special *swap file*.

Sharing Revisited: Shared Objects



- **Process 1 maps the shared object.**

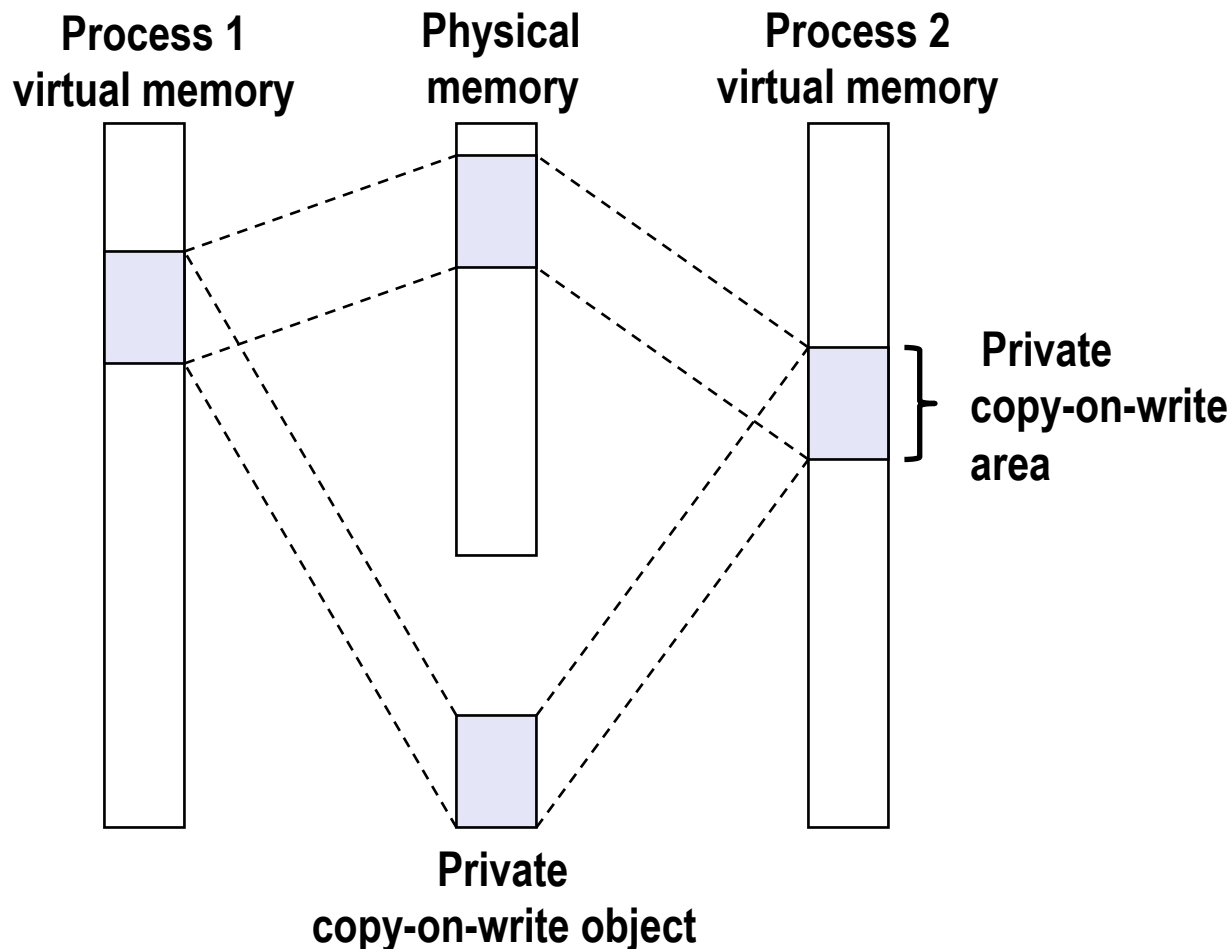
Sharing Revisited: Shared Objects



- **Process 2 maps the shared object.**
- **Notice how the virtual addresses can be different.**

Sharing Revisited:

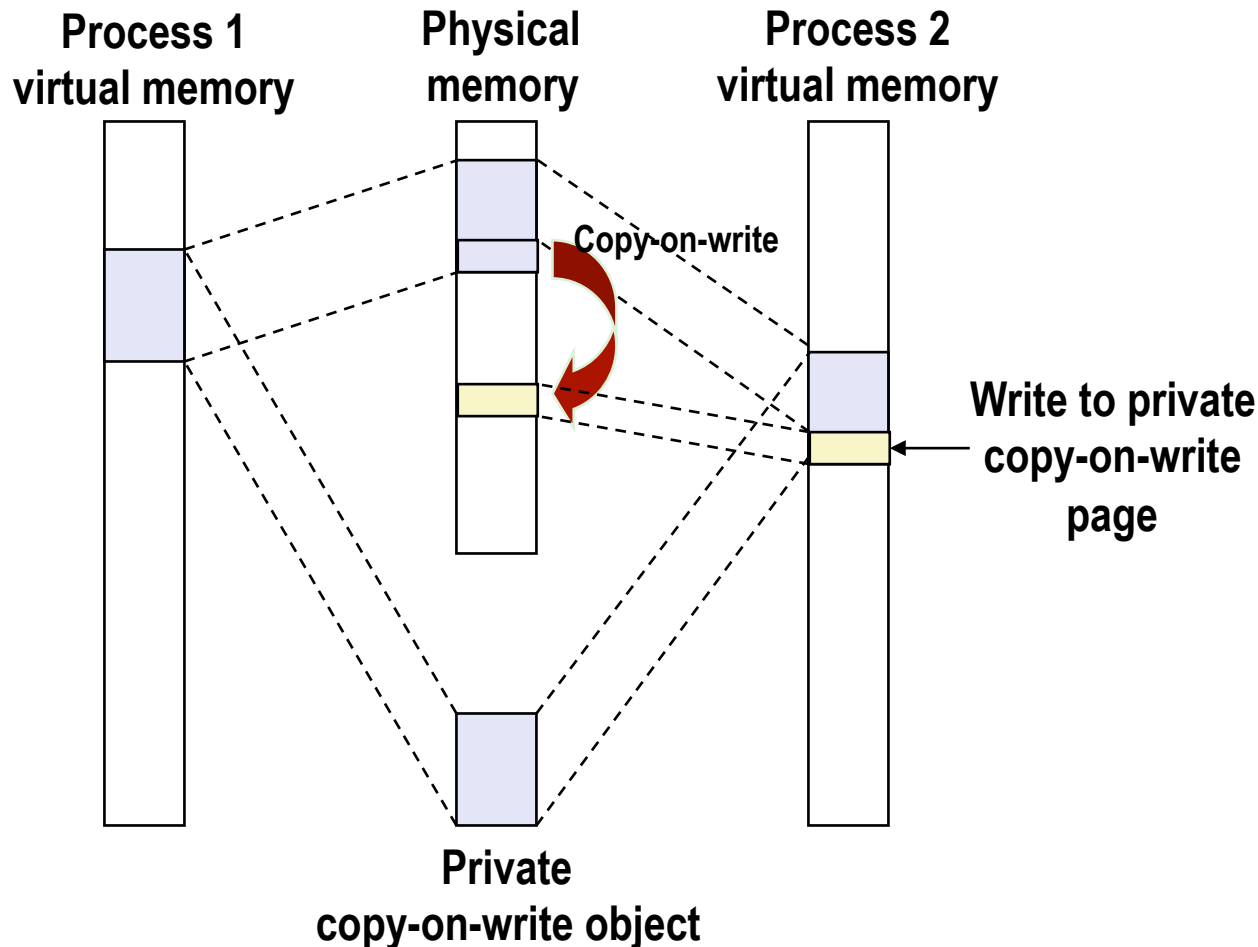
Private Copy-on-write (COW) Objects



- Two processes mapping a *private copy-on-write (COW)* object.
- Area flagged as private copy-on-write
- PTEs in private areas are flagged as read-only

Sharing Revisited:

Private Copy-on-write (COW) Objects

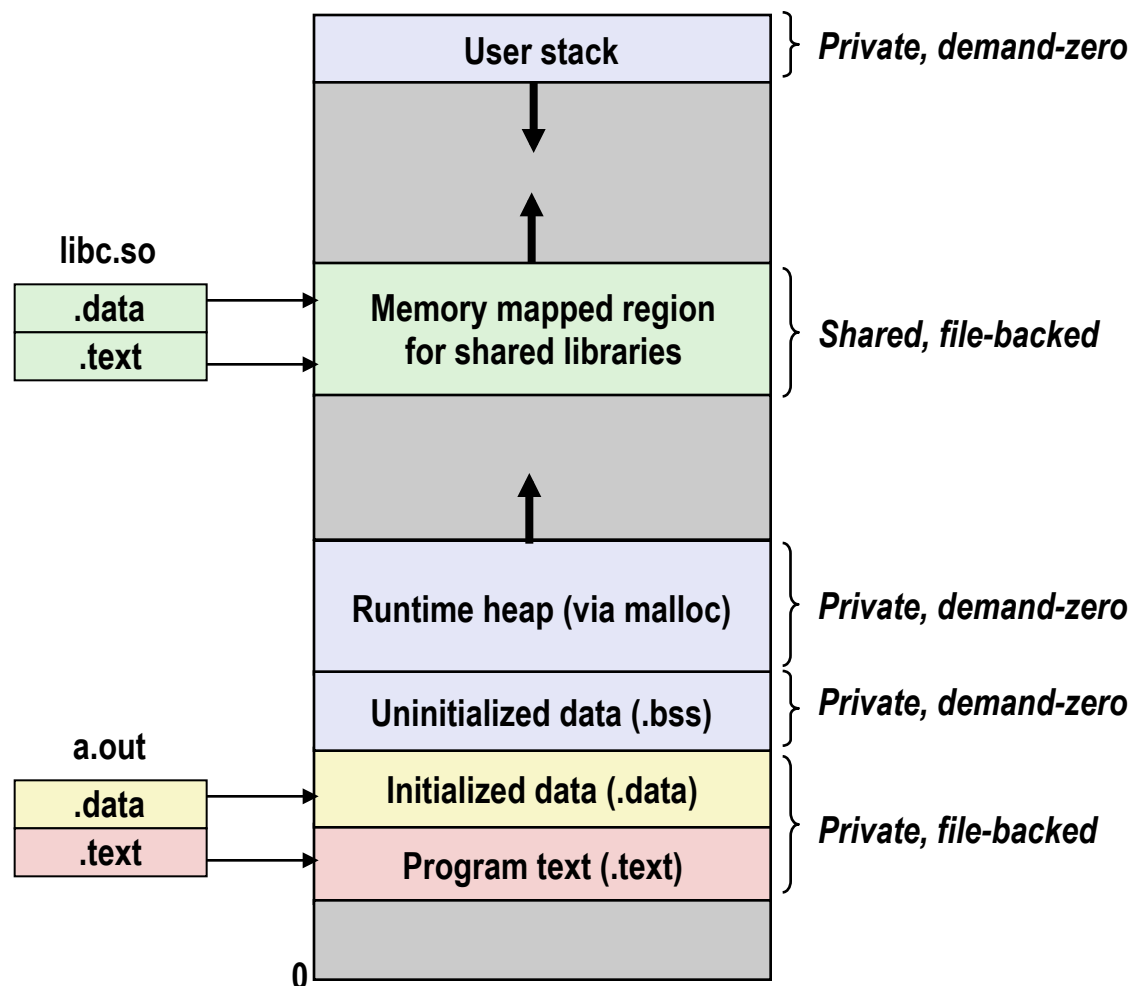


- Instruction writing to private page triggers protection fault.
- Handler creates new R/W page.
- Instruction restarts upon handler return.
- Copying deferred as long as possible!

The `fork` Function Revisited

- VM and memory mapping explain how `fork` provides private address space for each process.
- To create virtual address for new new process
 - Create exact copies of current `mm_struct`, `vm_area_struct`, and page tables.
 - Flag each page in both processes as read-only
 - Flag each `vm_area_struct` in both processes as private COW
- On return, each process has exact copy of virtual memory
- Subsequent writes create new pages using COW mechanism.

The `execve` Function Revisited



- To load and run a new program `a.out` in the current process using `execve`:
- Free `vm_area_struct`'s and page tables for old areas
- Create `vm_area_struct`'s and page tables for new areas
 - Programs and initialized data backed by object files.
 - `.bss` and stack backed by anonymous files.
- Set PC to entry point in `.text`
 - Linux will fault in code and data pages as needed.

User-Level Memory Mapping

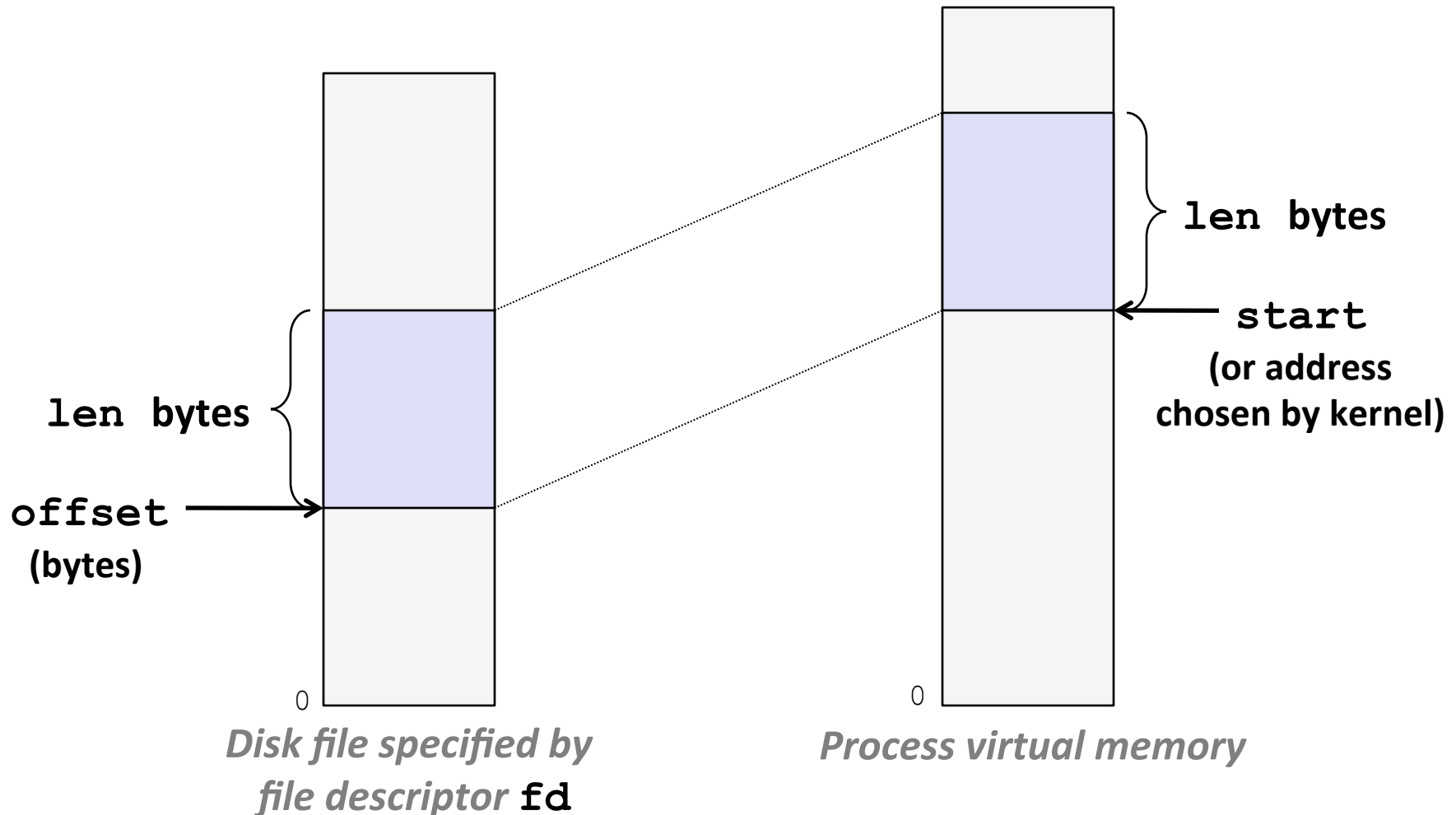
```
void *mmap(void *start, int len,  
           int prot, int flags, int fd, int offset)
```

- **Map `len` bytes starting at offset `offset` of the file specified by file description `fd`, preferably at address `start`**
 - **`start`**: may be 0 for “pick an address”
 - **`prot`**: `PROT_READ`, `PROT_WRITE`, ...
 - **`flags`**: `MAP_ANON`, `MAP_PRIVATE`, `MAP_SHARED`, ...

- **Return a pointer to start of mapped area (may not be `start`)**

User-Level Memory Mapping

```
void *mmap(void *start, int len,
           int prot, int flags, int fd, int offset)
```



Example: Using mmap to Copy Files

- Copying a file to stdout without transferring data to user space .

```
#include "csapp.h"

void mmapcopy(int fd, int size)
{
    /* Ptr to memory mapped area */
    char *bufp;

    bufp = Mmap(NULL, size,
                PROT_READ,
                MAP_PRIVATE,
                fd, 0);
    Write(1, bufp, size);
    return;
}
```

mmapcopy.c

```
/* mmapcopy driver */
int main(int argc, char **argv)
{
    struct stat stat;
    int fd;

    /* Check for required cmd line arg */
    if (argc != 2) {
        printf("usage: %s <filename>\n",
              argv[0]);
        exit(0);
    }

    /* Copy input file to stdout */
    fd = Open(argv[1], O_RDONLY, 0);
    Fstat(fd, &stat);
    mmapcopy(fd, stat.st_size);
    exit(0);
}
```

mmapcopy.c