

10-601

# **Machine Learning**

Graphical models and Bayesian  
networks

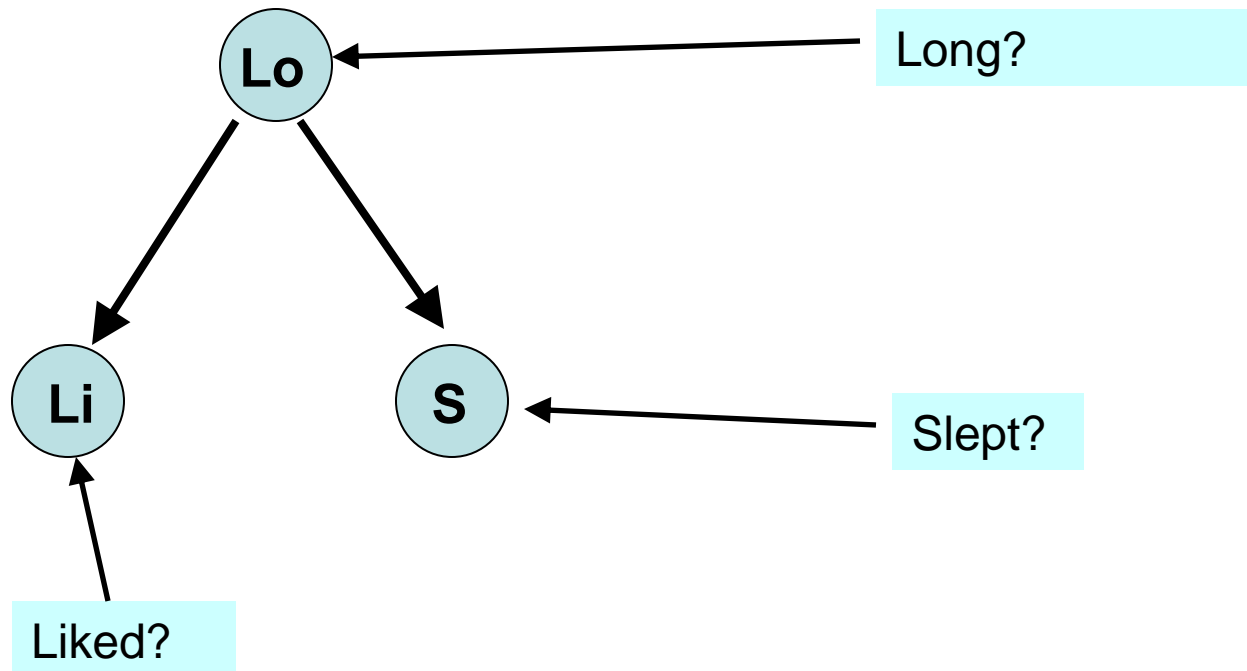
Reading: Bishop 8.1 and 8.2.2

# Independence

- Independence allows for easier models, learning and inference
- For example, with 3 binary variables we only need 3 parameters rather than 7.
- The saving is even greater if we have many more variables ...
- In many cases it would be useful to assume independence, even if its not the case
- Is there any middle ground?

# Bayesian networks

- Bayesian networks are *directed graphs* with nodes representing *random variables* and edges representing *dependency assumptions*
- Lets use our movie example: We would like to determine the joint probability for length, liked and slept in a movie



# Bayesian networks: Notations

Bayesian networks are directed acyclic graphs.

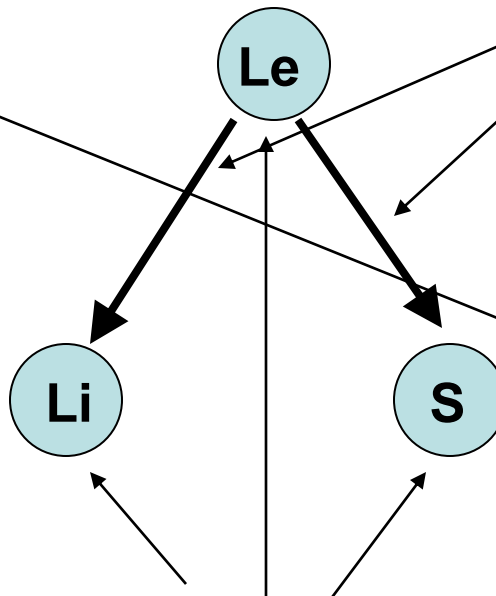
Conditional probability tables (CPTs)

$$P(Lo) = 0.5$$

Conditional dependency

$$P(Li | Lo) = 0.4$$

$$P(Li | \neg Lo) = 0.7$$



$$P(S | Lo) = 0.6$$

$$P(S | \neg Lo) = 0.2$$

Random variables

# Bayesian networks: Notations

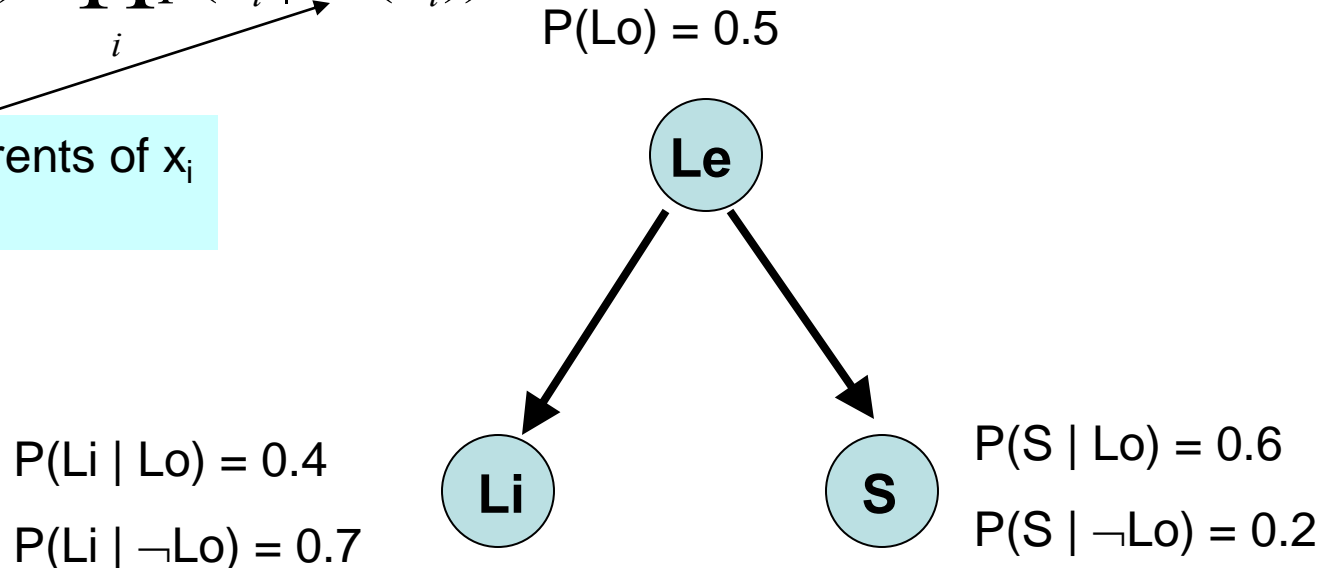
The Bayesian network below represents the following joint probability distribution:

$$p(Le, Li, S) = P(Le)P(Li | Le)P(S | Le)$$

More generally Bayesian network represent the following joint probability distribution:

$$p(x_1 \dots x_n) = \prod_i p(x_i | Pa(x_i))$$

The set of parents of  $x_i$  in the graph



# Network construction and structural interpretation

# Constructing a Bayesian network

- How do we go about constructing a network for a specific problem?
- Step 1: Identify the random variables
- Step 2: Determine the conditional dependencies
- Step 3: Populate the CPTs

Can be learned from observation data!



# A example problem

- An alarm system
  - B – Did a burglary occur?
  - E – Did an earthquake occur?
  - A – Did the alarm sound off?
  - M – Mary calls
  - J – John calls
- How do we reconstruct the network for this problem?



# Factoring joint distributions

- Using the chain rule we can always factor a joint distribution as follows:

$$P(A,B,E,J,M) =$$

$$P(A | B,E,J,M) P(B,E,J,M) =$$

$$P(A | B,E,J,M) P(B | E,J,M) P(E,J,M) =$$

$$P(A | B,E,J,M) P(B | E, J,M) P(E | J,M) P(J,M)$$

$$P(A | B,E,J,M) P(B | E, J,M) P(E | J,M)P(J | M)P(M)$$

- This type of conditional dependencies can also be represented graphically.

# A Bayesian network

$$P(A | B, E, J, M) P(B | E, J, M) P(E | J, M) P(J | M) P(M)$$

Number of parameters:

A:  $2^4$

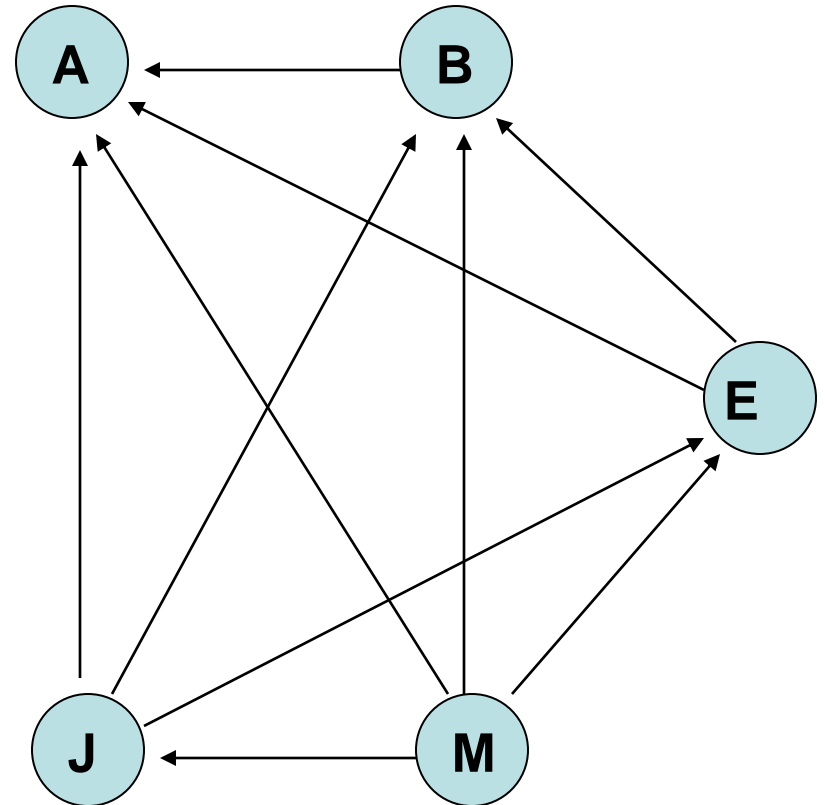
B:  $2^3$

E: 4

J: 2

M: 1

A total of 31 parameters



# A better approach

- An alarm system
  - B – Did a burglary occur?
  - E – Did an earthquake occur?
  - A – Did the alarm sound off?
  - M – Mary calls
  - J – John calls
- Lets use our knowledge of the domain!

# Reconstructing a network

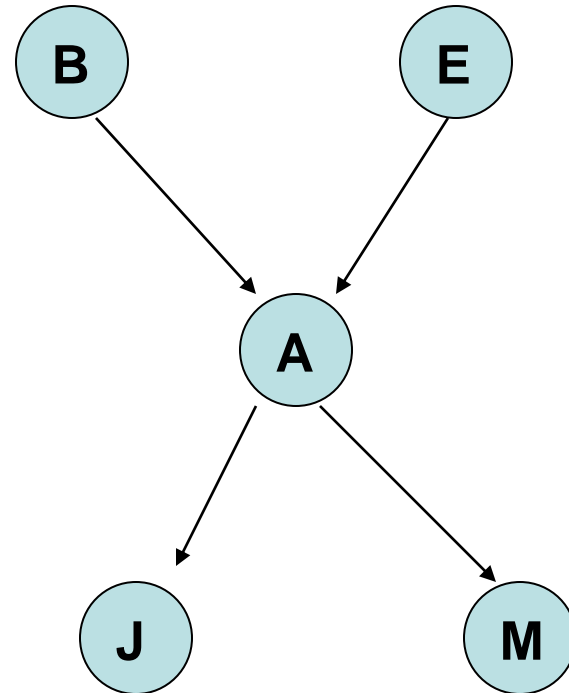
B – Did a burglary occur?

E – Did an earthquake occur?

A – Did the alarm sound off?

M – Mary calls

J – John calls



# Reconstructing a network

Number of parameters:

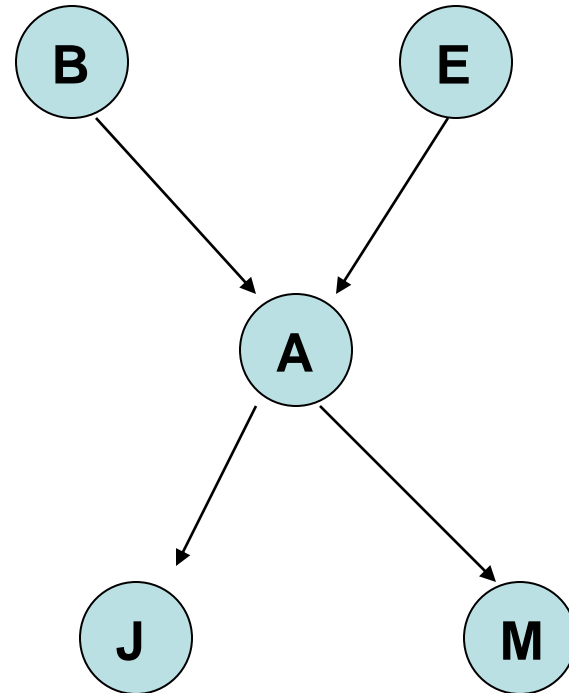
A: 4

B: 1

E: 1

J: 2

M: 2



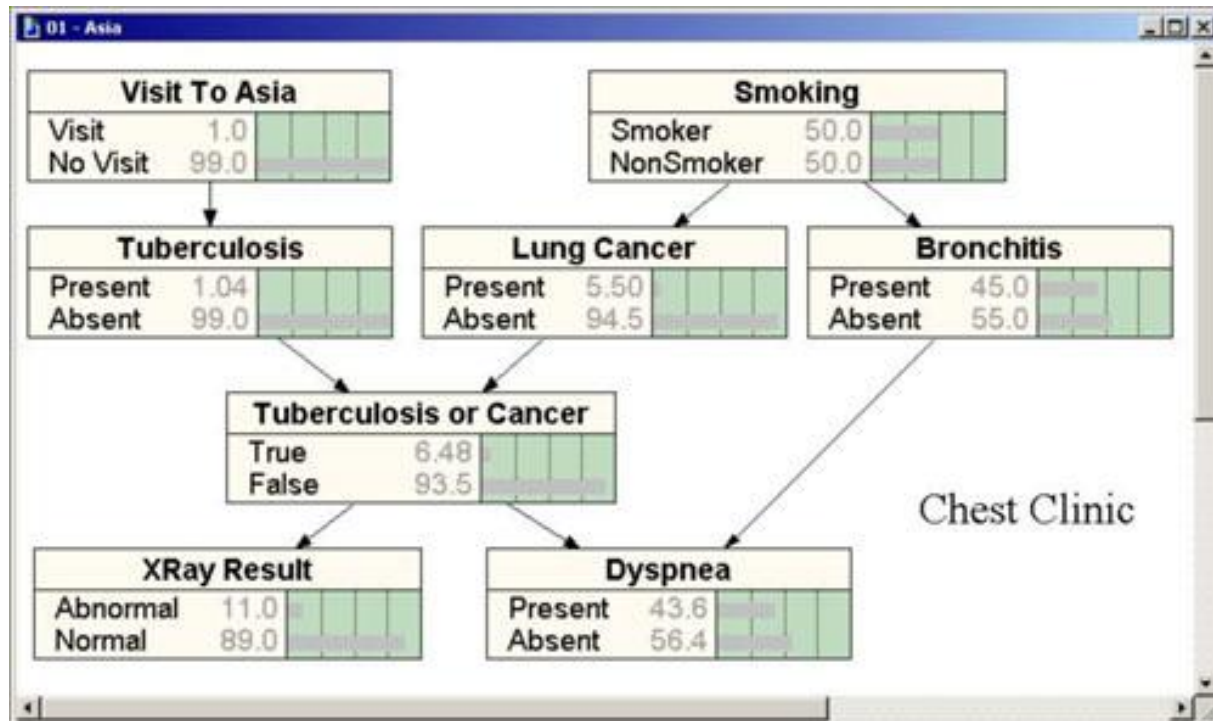
A total of 10 parameters

**By relying on domain knowledge  
we saved 21 parameters!**

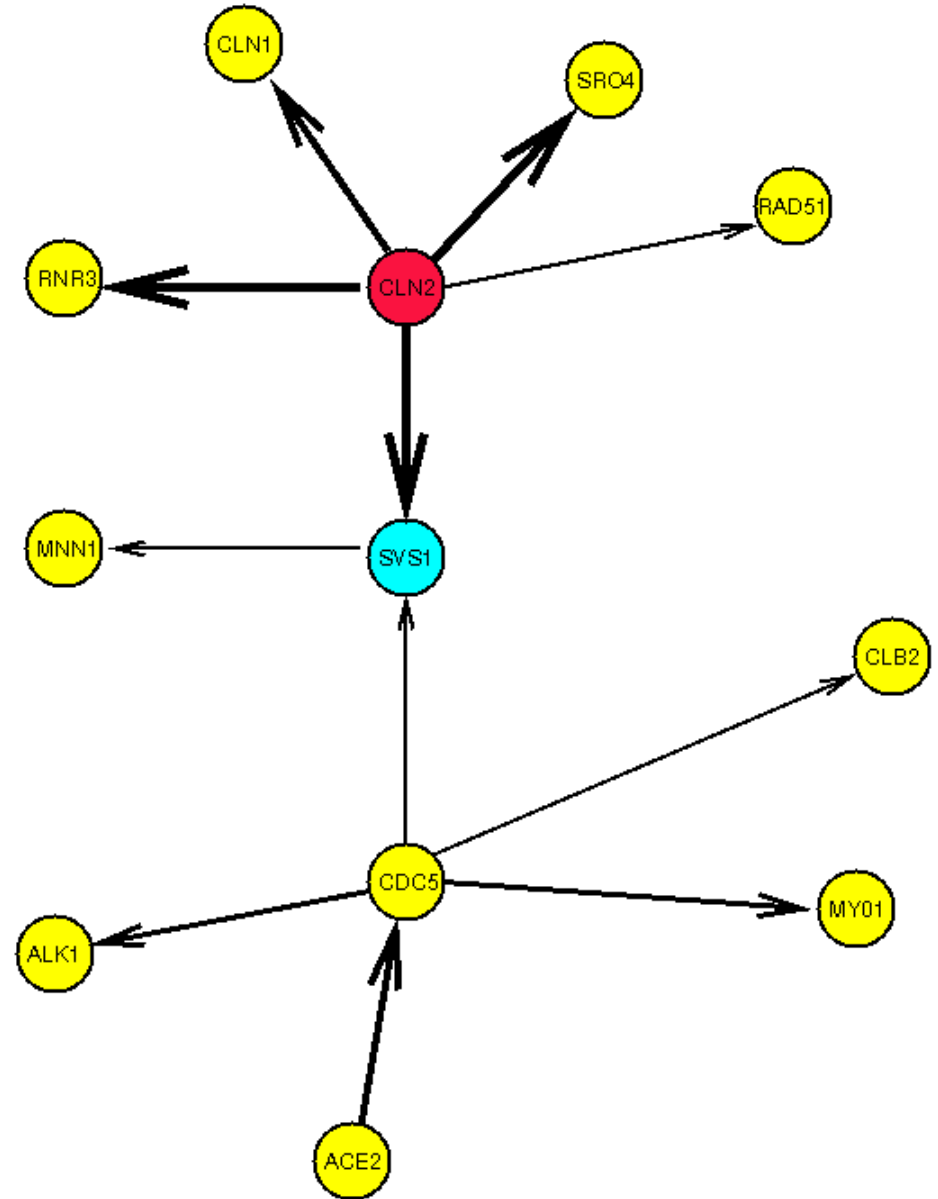
# Constructing a Bayesian network: Revisited

- Step 1: Identify the random variables
- Step 2: Determine the conditional dependencies
  - Select on ordering of the variables
  - Add them one at a time
  - For each new variable  $X$  added select the minimal subset of nodes as parents such that  $X$  is independent from all other nodes in the current network given its parents.
- Step 3: Populate the CPTs
  - From examples using density estimation

# Example: Bayesian networks for cancer detection



# Example: Gene expression network

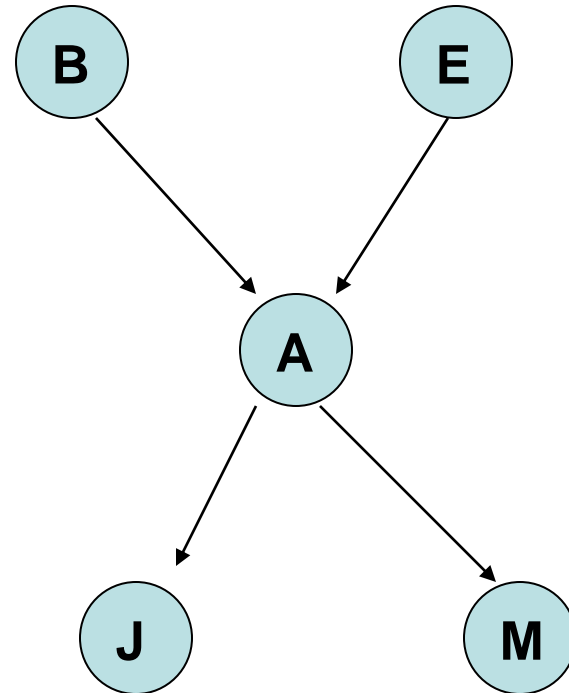




# Conditional independence

- Two variables  $x, y$  are said to be conditionally independent given a third variable  $z$  if  $p(x, y | z) = p(x | z)p(y | z)$
- In a Bayesian network a variable is conditionally independent of all other variables given its Markov blanket

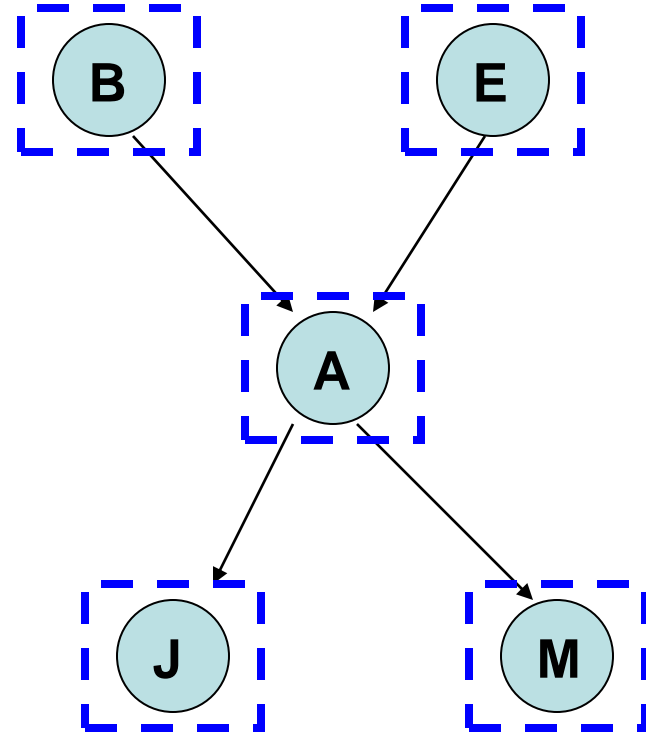
Markov blanket: All parent, children's and co-parents of children



# Markov blankets: Examples

Markov blanket for B:  
E, A

Markov blanket for A:  
B, E, J, M



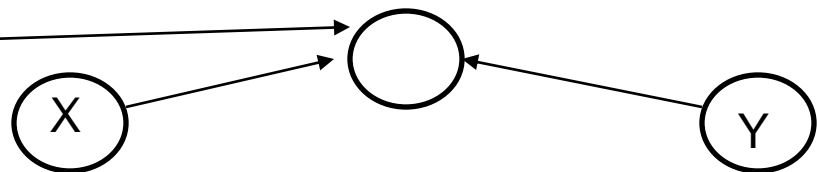
# d-separation

- In some cases it would be useful for us to know under which conditions two variables are independent of each other
  - Helps when trying to do inference
  - Can help determine causality from structure
- Two variables  $x$  and  $y$  are d-separated given a set of variables  $Z$  (which could be empty) if  $x$  and  $y$  are conditionally independent given  $Z$
- We denote such conditional independence as  $I(x,y|Z)$

# d-separation

- We will give rules to identify d-connected variables. Variables that are not d-connected are d-separated.
- The following three rules can be used to determine if  $x$  and  $y$  are d-connected given  $Z$ :
  1. If  $Z$  is empty then  $x$  and  $y$  are d-connected if there exists a path between them does not contain a collider.
  2.  $x$  and  $y$  are d-connected given  $Z$  if there exists a path between them that does not contain a collider and does not contain any member of  $Z$
  3. If  $Z$  contains a collider or one of its descendants then if a path between  $x$  and  $y$  contains this node they are d-connected

A collider node:



# Inference in BN's

# Bayesian network: Inference

- Once the network is constructed, we can use algorithms for inferring the values of unobserved variables.
- For example, in our previous network the only observed variables are the phone call and the radio announcement. However, what we are really interested in is whether there was a burglary or not.
- How can we determine that?

# Inference

- Lets start with a simpler question
  - How can we compute a joint distribution from the network?
  - For example,  $P(B, \neg E, A, J, \neg M)$ ?
- Answer:
  - That's easy, lets use the network

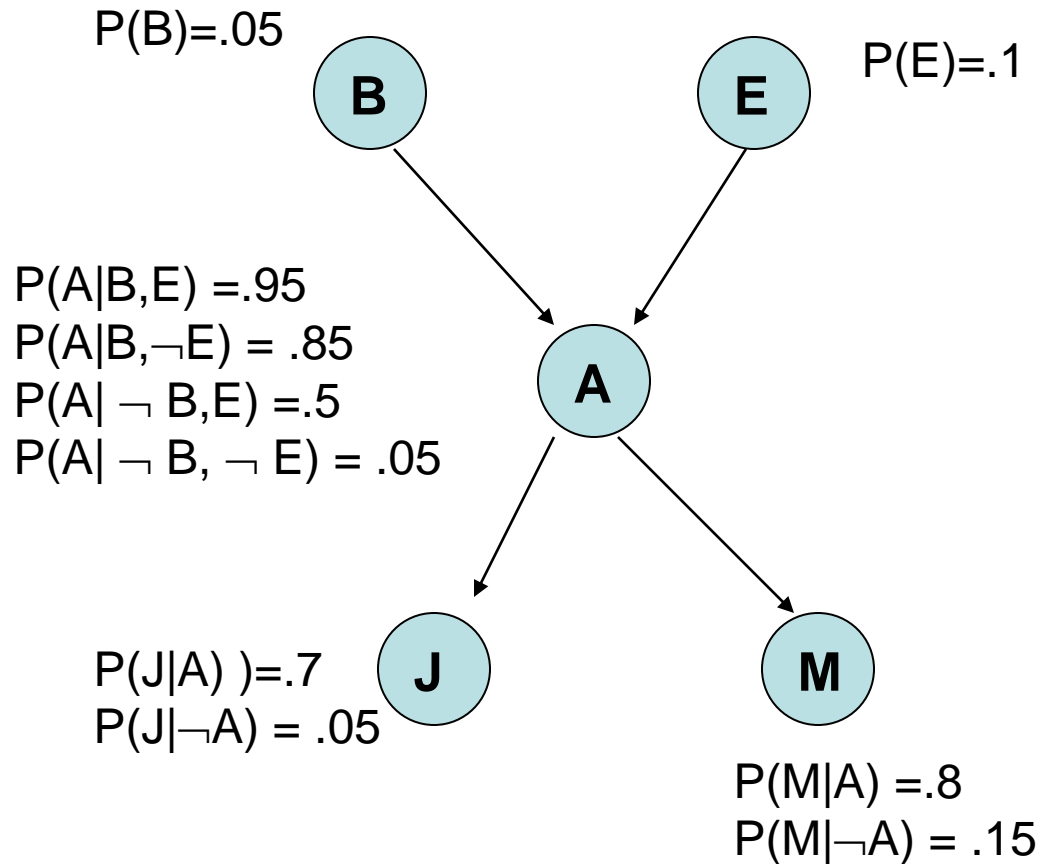
# Computing: $P(B, \neg E, A, J, \neg M)$

$$P(B, \neg E, A, J, \neg M) =$$

$$P(B)P(\neg E)P(A | B, \neg E) P(J | A)P(\neg M | A)$$

$$= 0.05 * 0.9 * .85 * .7 * .2$$

$$= 0.005355$$





# Computing: $P(B, \neg E, A, J, \neg M)$

$$P(B, \neg E, A, J, \neg M) =$$

$$P(B)P(\neg E)P(A | B, \neg E) P(J | A)P(\neg M | A)$$

$$= 0.05 * 0.9 * .85 * .7 * ?$$

$$= 0.005355$$

We can easily compute a complete joint distribution. What about partial distributions? Conditional distributions?

$$P(B) = .05$$

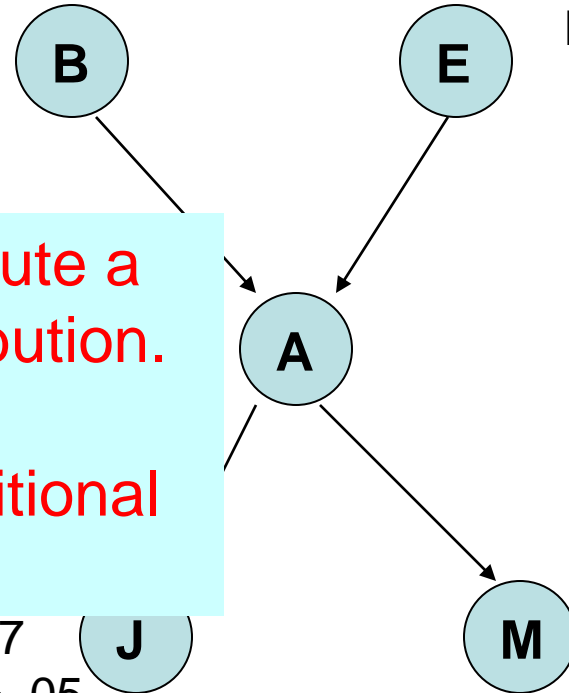
$$P(E) = .1$$

$$P(J|A) = .7$$

$$P(J|\neg A) = .05$$

$$P(M|A) = .8$$

$$P(M|\neg A) = .15$$



# Inference

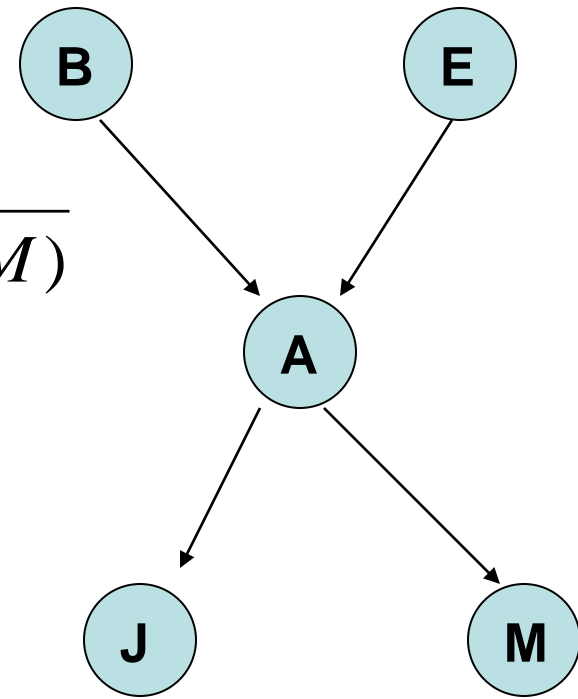
- We are interested in queries of the form:

$$P(B \mid J, \neg M)$$

- This can also be written as a joint:

$$P(B \mid J, \neg M) = \frac{P(B, J, \neg M)}{P(B, J, \neg M) + P(\neg B, J, \neg M)}$$

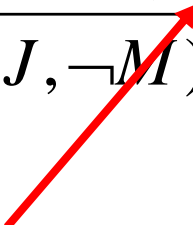
- How do we compute the new joint?



# Inference in Bayesian networks

- We will discuss three methods:
  1. Enumeration
  2. Variable elimination
  3. Stochastic inference

# Computing partial joints

$$P(B | J, \neg M) = \frac{P(B, J, \neg M)}{P(B, J, \neg M) + P(\neg B, J, \neg M)}$$


Sum all instances with these settings (the sum is over the possible assignments to the other two variables, E and A)

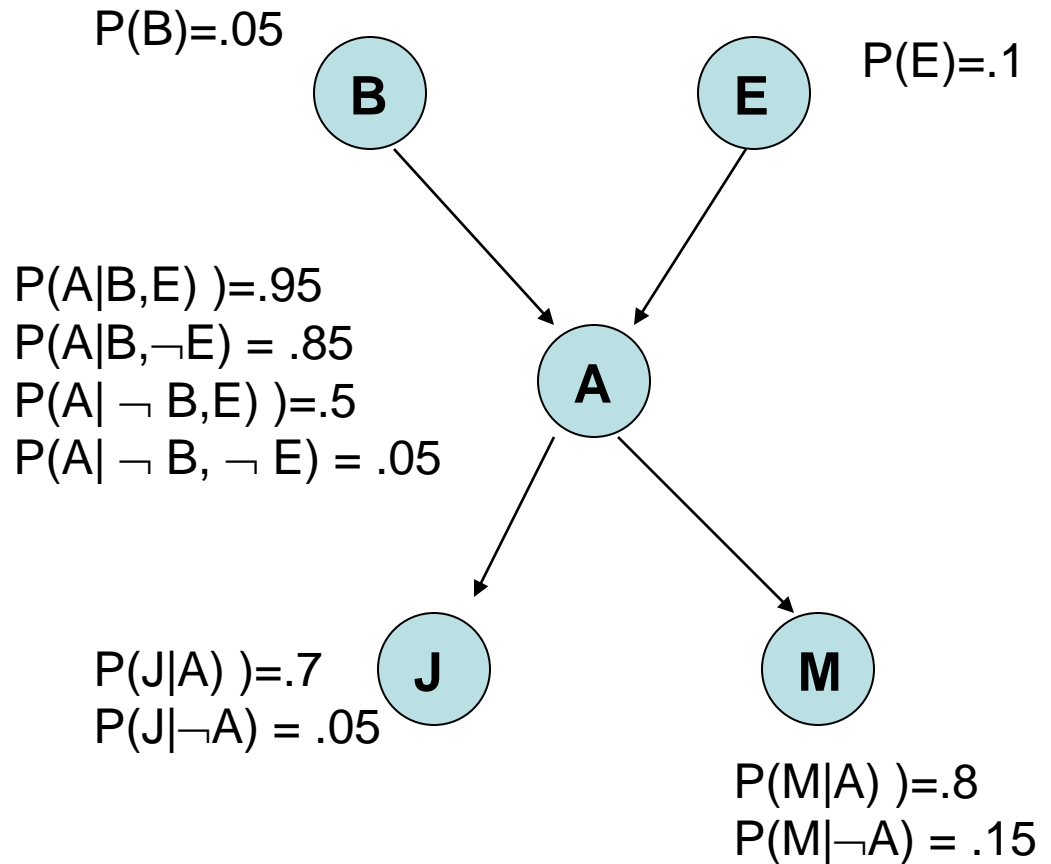
# Computing: $P(B, J, \neg M)$

$$P(B, J, \neg M) =$$

$$P(B, J, \neg M, A, E) +$$

$$P(B, J, \neg M, \neg A, E) + P(B, J, \neg M, A, \neg E) + P(B, J, \neg M, \neg A, \neg E) =$$

$$0.0007 + 0.00001 + 0.005 + 0.0003 = 0.00601$$



# Computing partial joints

$$P(B | J, \neg M) = \frac{P(B, J, \neg M)}{P(B, J, \neg M) + P(\neg B, J, \neg M)}$$

Sum all instances with these settings (the sum is over the possible assignments to the other two variables, E and A)

- This method can be improved by re-using calculations (similar to dynamic programming)
- Still, the number of possible assignments is exponential in the unobserved variables?
- That is, unfortunately, the best we can do. General querying of Bayesian networks is NP-complete

# Inference in Bayesian networks if NP complete (sketch)

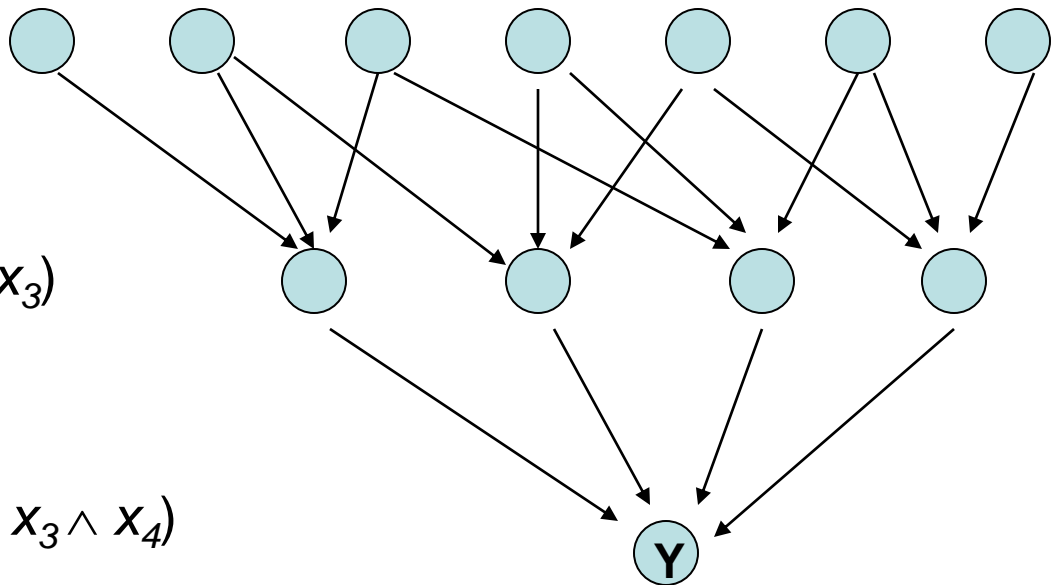
- Reduction from 3SAT
- Recall: 3SAT, find satisfying assignments to the following problem:  $(a \vee b \vee c) \wedge (d \vee \neg b \vee \neg c) \dots$

**What is  $P(Y=1)$ ?**

$$P(x_i=1) = 0.5$$

$$P(x_i=1) = (x_1 \vee x_2 \vee x_3)$$

$$P(Y=1) = (x_1 \wedge x_2 \wedge x_3 \wedge x_4)$$



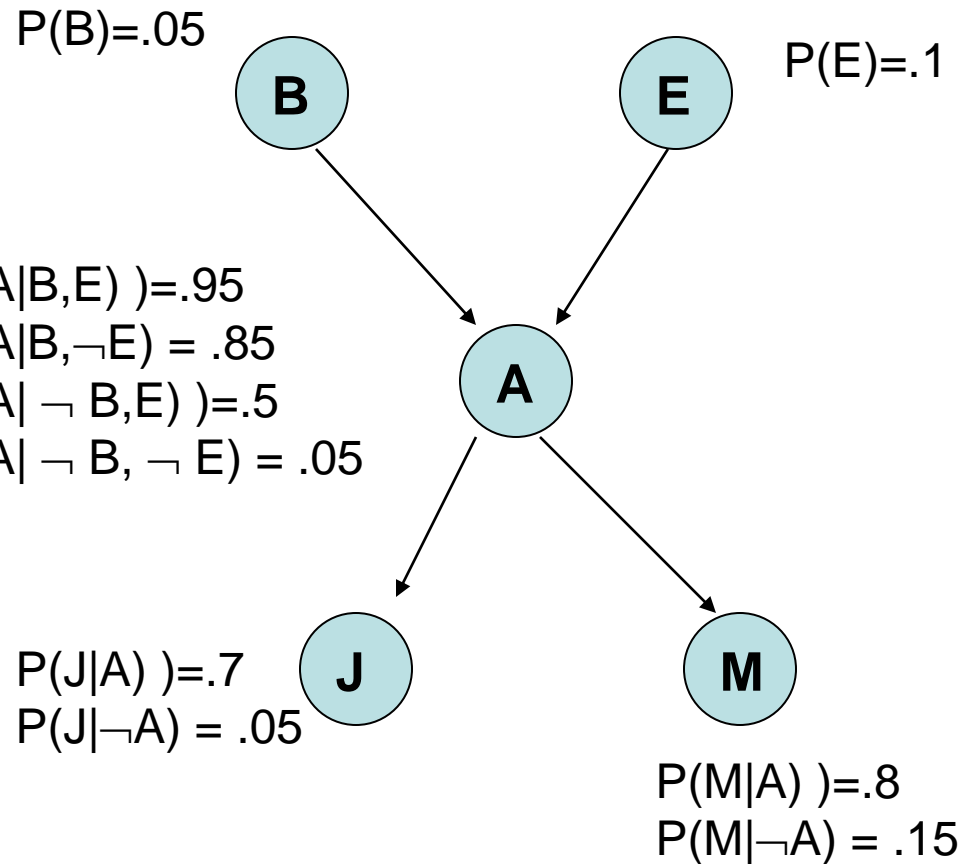
# Inference in Bayesian networks

- We will discuss three methods:
  1. Enumeration
  2. Variable elimination
  3. Stochastic inference



# Variable elimination

$$\begin{aligned}
 P(B, J, \neg M) &= \\
 P(B, J, \neg M, A, E) &+ \\
 P(B, J, \neg M, \neg A, E) &+ \\
 P(B, J, \neg M, A, \neg E) &+ P(B, J, \neg M, \\
 \neg A, \neg E) &= \\
 0.0007 + 0.00001 + 0.005 + 0.0003 & \\
 = 0.00601 &
 \end{aligned}$$



Reuse computations rather than recompute probabilities

# Computing: $P(B, J, \neg M)$

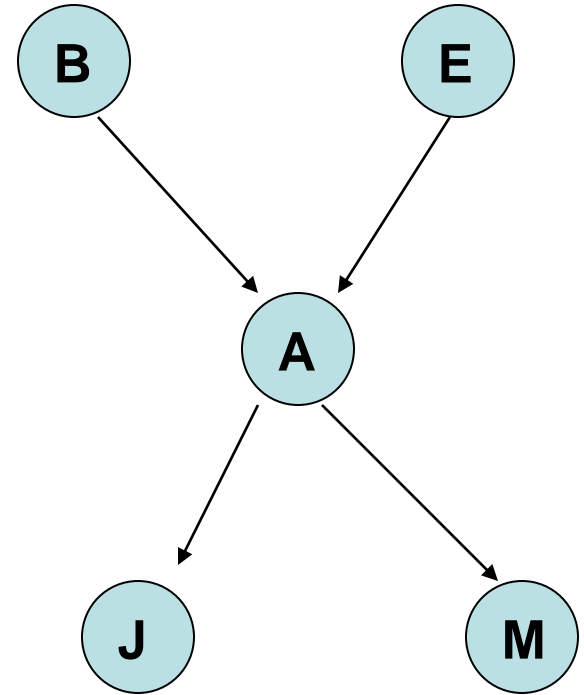
$$P(B, J, \neg M) =$$

$$P(B, J, \neg M, A, E) +$$

$$P(B, J, \neg M, \neg A, E) + P(B, J, \neg M, A, \neg E) + P(B, J, \neg M, \neg A, \neg E) =$$

$$\sum_a \sum_e P(B)P(e)P(a | B, e)P(M | a)P(J | a)$$

Store as a function of  $a$  and use whenever necessary (no need to recompute each time)



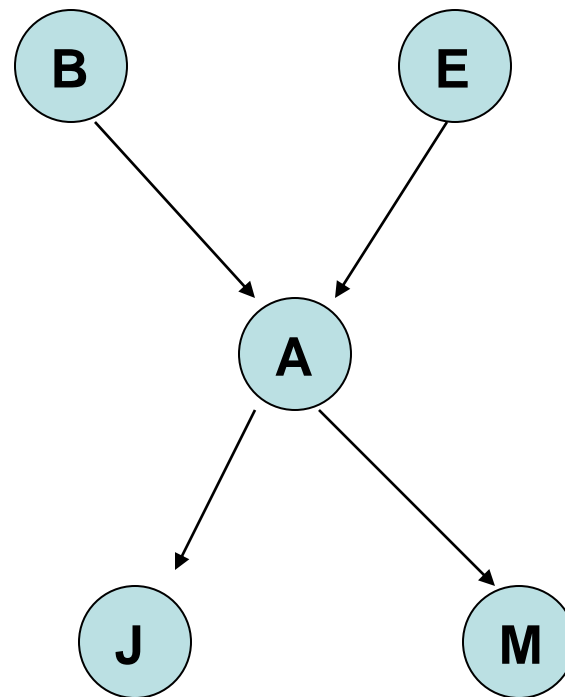
# Variable elimination

$$P(B, J, M) = \sum_a \sum_e P(B)P(e)P(a | B, e)P(M | a)P(J | a)$$

$$= P(B) \sum_e P(e) \sum_a P(a | B, e)P(M | a)P(J | a)$$

Set:  $f_M(A) = \begin{pmatrix} P(M | A) \\ P(M | \neg A) \end{pmatrix}$

$$f_J(A) = \begin{pmatrix} P(J | A) \\ P(J | \neg A) \end{pmatrix}$$



# Variable elimination

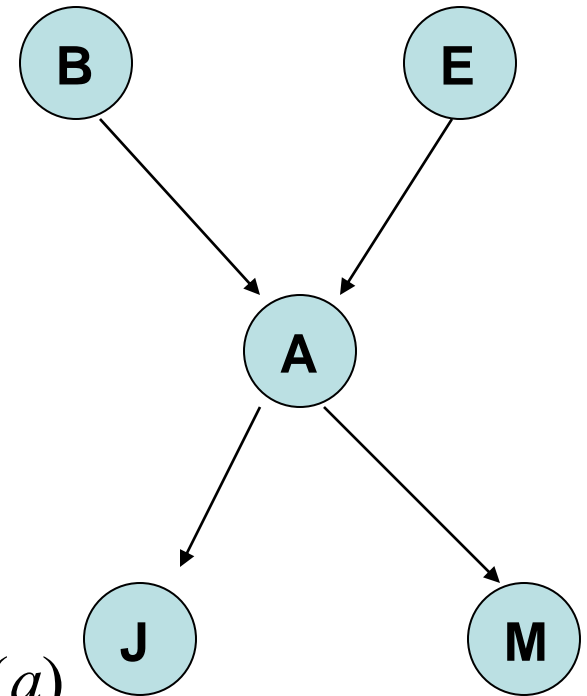
$$P(B, J, M) = \sum_a \sum_e P(B)P(e)P(a | B, e)P(M | a)P(J | a)$$

$$= P(B) \sum_e P(e) \sum_a P(a | B, e)P(M | a)P(J | a)$$

Set:  $f_M(A) = \begin{pmatrix} P(M | A) \\ P(M | \neg A) \end{pmatrix}$

$$f_J(A) = \begin{pmatrix} P(J | A) \\ P(J | \neg A) \end{pmatrix}$$

$$P(B, J, M) = P(B) \sum_e P(e) \sum_a P(a | B, e) f_M(a) f_J(a)$$



# Variable elimination

$$= P(B) \sum_e P(e) \sum_a P(a | B, e) f_M(a) f_J(a)$$

Lets continue with these functions:

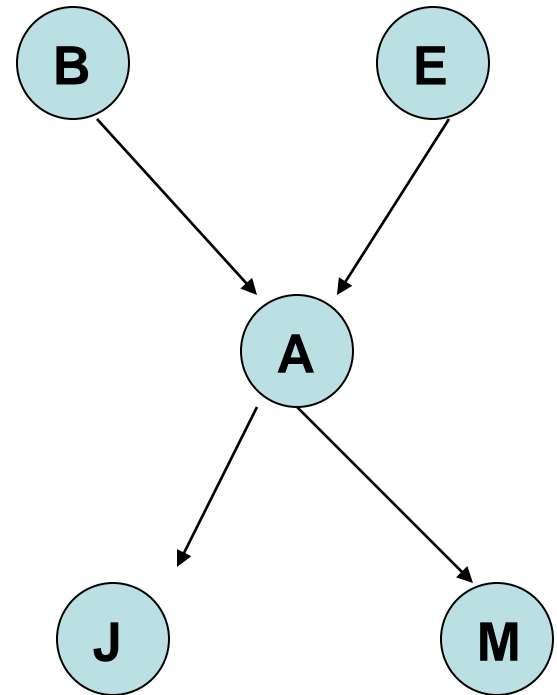
$$f_A(a, B, e) = P(a | B, e)$$

We can now define the following function:

$$f_{A,J,M}(B, e) = \sum_a f_A(a, B, e) f_J(a) f_M(a)$$

And so we can write:

$$P(B, J, M) = P(B) \sum_e P(e) f_{A,J,M}(B, e)$$



# Variable elimination

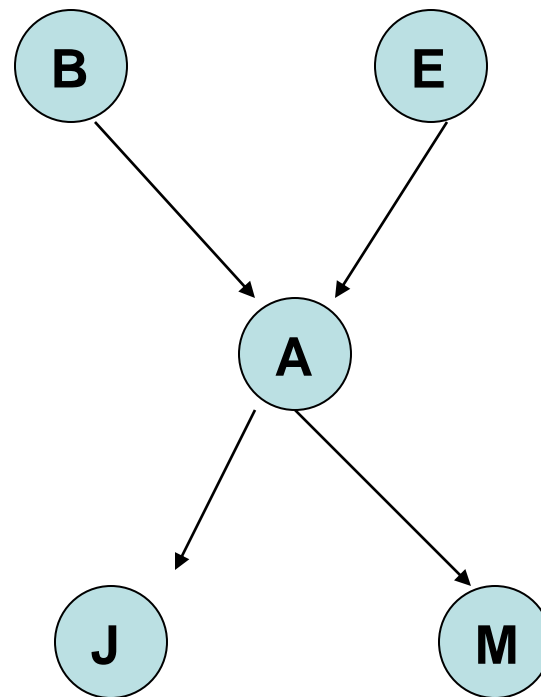
$$P(B, J, M) = P(B) \sum_e P(e) f_{A, J, M}(B, e)$$

Lets continue with another function:

$$f_{E, A, J, M}(B) = \sum_e P(e) f_{A, J, M}(B, e)$$

And finally we can write:

$$P(B, J, M) = P(B) f_{E, A, J, M}(B)$$



# Example

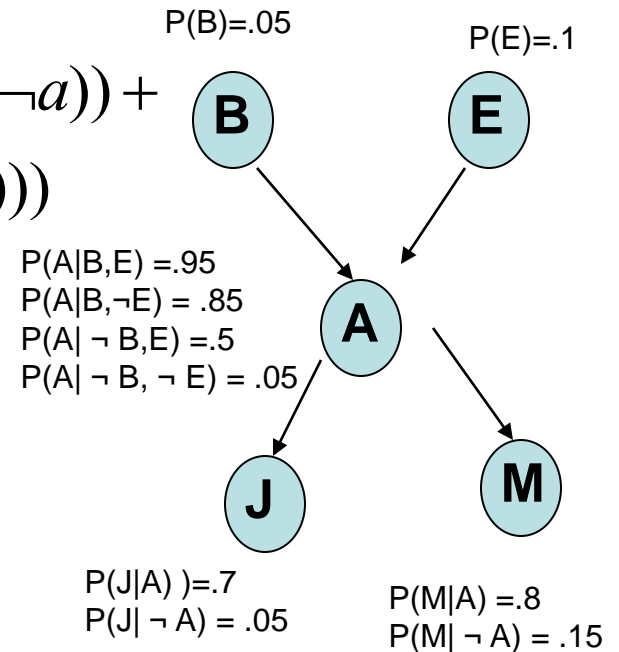
$$P(B, J, M) = P(B) f_{E, A, J, M}(B)$$

$$= 0.05 \sum_e P(e) f_{A, J, M}(B, e) = 0.05(0.1 f_{A, J, M}(B, e) + 0.9 f_{A, J, M}(B, \neg e))$$

$$0.05(0.1(0.95 f_J(a) f_M(a) + 0.05 f_J(\neg a) f_M(\neg a))) +$$

$$0.9(.85 f_J(a) f_M(a) + .15 f_J(\neg a) f_M(\neg a))$$

Calling the same function multiple times



# Final computation (normalization)

$$P(B | J, \neg M) = \frac{P(B, J, \neg M)}{P(B, J, \neg M) + P(\neg B, J, \neg M)}$$



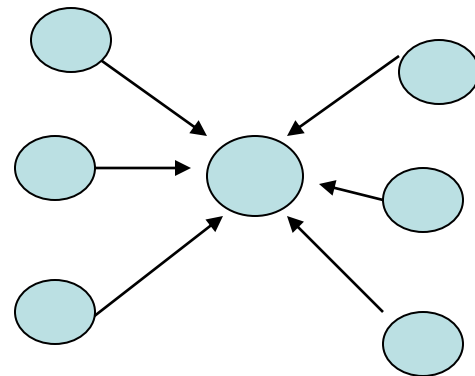
# Algorithm

- $e$  - evidence (the variables that are known)
- $vars$  - the conditional probabilities derived from the network in reverse order (bottom up)
- For each  $var$  in  $vars$ 
  - $factors \leftarrow make\_factor(var, e)$
  - if  $var$  is a hidden variable then create a new factor by summing out  $var$
- Compute the product of all factors
- Normalize

# Computational complexity

- We are reusing computations so we are reducing the running time.
- However, there are still cases in which this algorithm we lead to exponential running time.
- Consider the case of  $f_x(y_1 \dots y_n)$ . When factoring x out we would need to account for all possible values of the y's.

Variable elimination can lead to significant costs saving but its efficiency depends on the network structure



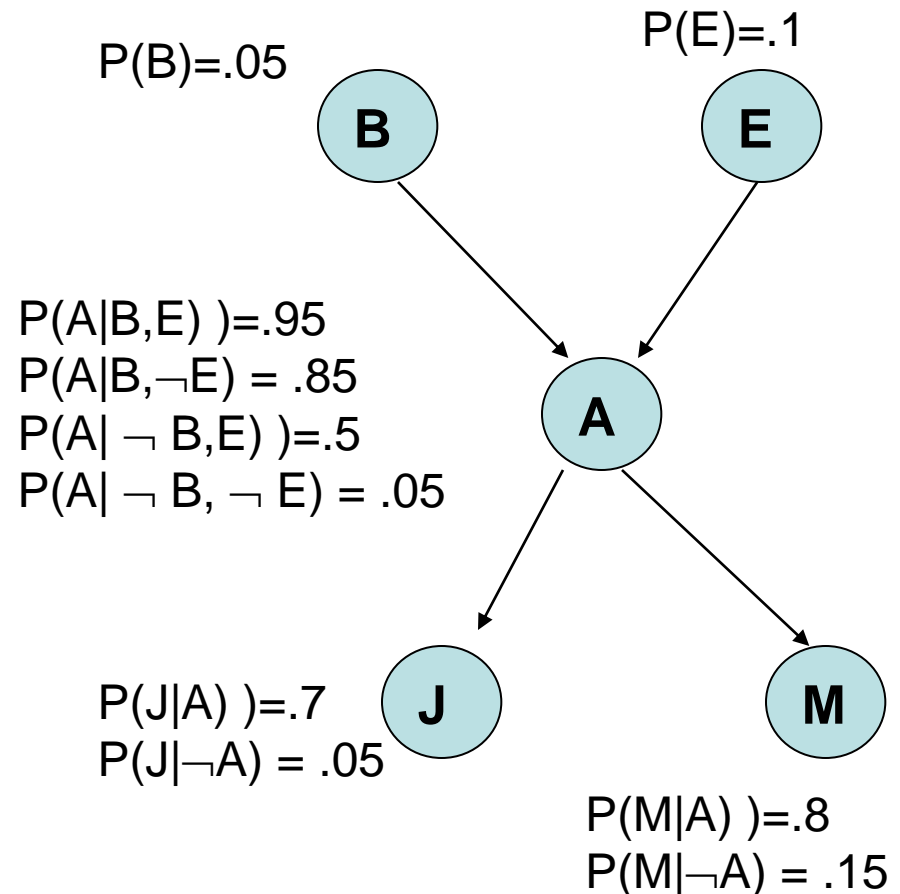
# Inference in Bayesian networks

- We will discuss three methods:
  1. Enumeration
  2. Variable elimination
  3. Stochastic inference

# Stochastic inference

- We can easily sample the joint distribution to obtain possible instances
  1. Sample the free variable
  2. For every other variable:
    - If all parents have been sampled, sample based on conditional distribution

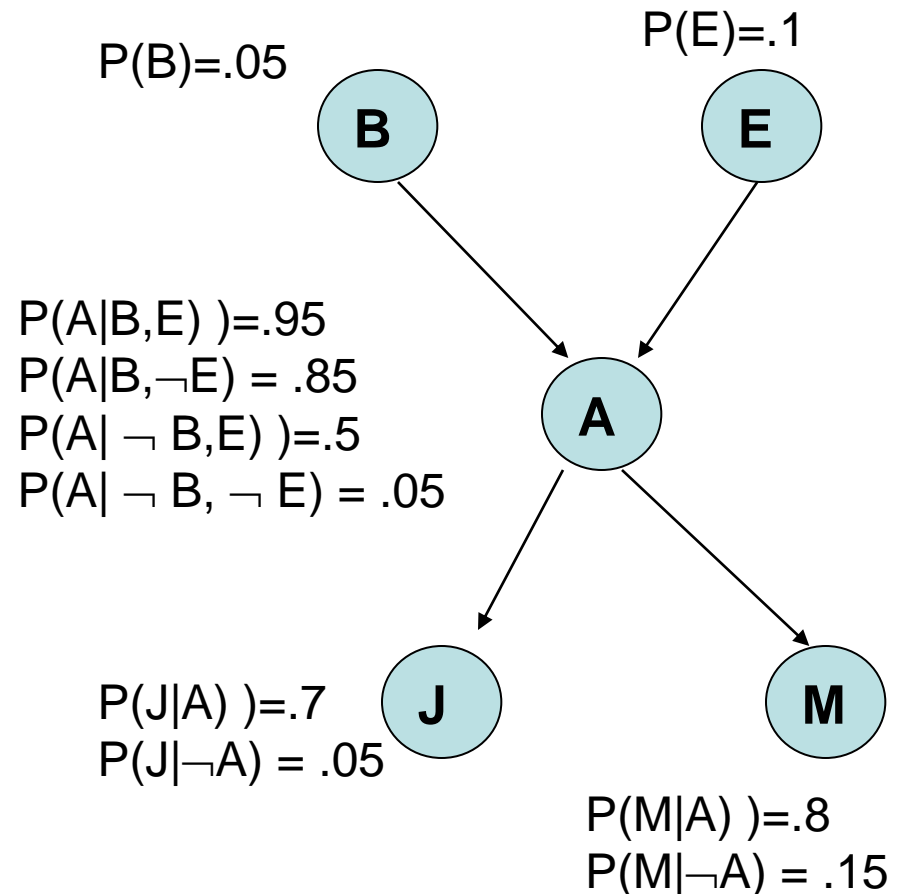
We end up with a new set of assignments for B,E,A,J and M which are a random sample from the joint



# Stochastic inference

- We can easily sample the joint distribution to obtain possible instances
  1. Sample the free variable
  2. For every other variable:
    - If all parents have been sampled, sample based on conditional distribution

Its always possible to carry out this sampling procedure, why?



# Using sampling for inference

- Lets revisit our problem: Compute  $P(B \mid J, \neg M)$
- Looking at the samples we can count:
  - $N$ : total number of samples
  - $N_c$  : total number of samples in which the condition holds ( $J, \neg M$ )
  - $N_B$ : total number of samples where the joint is true ( $B, J, \neg M$ )
- For a large enough  $N$ 
  - $N_c / N \approx P(J, \neg M)$
  - $N_B / N \approx P(B, J, \neg M)$
- And so, we can set

$$P(B \mid J, \neg M) = P(B, J, \neg M) / P(J, \neg M) \approx N_B / N_c$$

# Using sampling for inference

- Lets revisit our problem: Compute  $P(B \mid J, \neg M)$
- Looking at the samples we can count:
  - $N$ : total number of samples
  - $N_c$ : total number of samples where  $J$  is true
  - $N_B$ : total number of samples where  $J$  is true and  $B$  is true
- For a large enough number of samples:
  - $N_c / N \approx P(J, \neg M)$
  - $N_B / N \approx P(B, J, \neg M)$
- And so, we can set

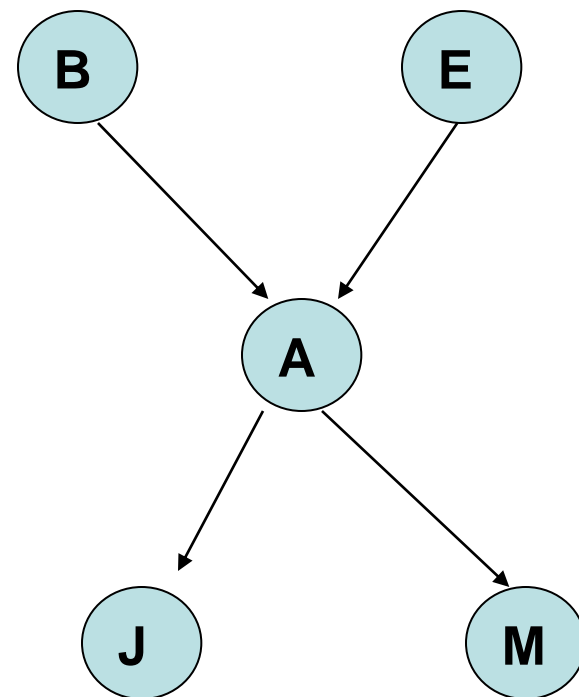
$$P(B \mid J, \neg M) = P(B, J, \neg M) / P(J, \neg M) \approx N_B / N_c$$

Problem: What if the condition rarely happens?

We would need lots and lots of samples, and most would be wasted

# Weighted sampling

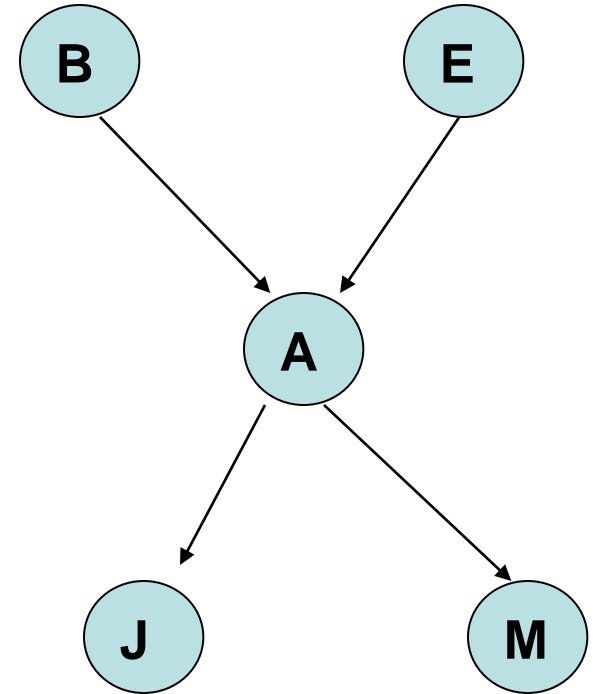
- Compute  $P(B \mid J, \neg M)$
- We can manually set the value of  $J$  to 1 and  $M$  to 0
- This way, all samples will contain the correct values for the conditional variables
- Problems?






# Weighted sampling

- Compute  $P(B \mid J, \neg M)$
- Given an assignment to parents, we assign a value of 1 to J and 0 to M.
- We record the *probability* of this assignment ( $w = p_1 * p_2$ ) and we weight the new joint sample by  $w$



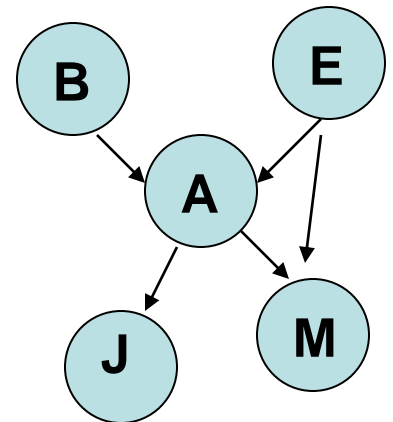
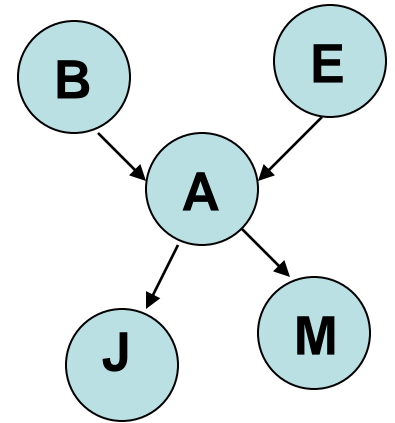
# Weighted sampling algorithm for computing $P(B \mid J, \neg M)$

- Set  $N_B, N_C = 0$
  - Sample the joint setting the values for  $J$  and  $M$ , compute the weight,  $w$ , of this sample
  - $N_C = N_C + w$
  - If  $B = 1$ ,  $N_B = N_B + w$
- 
- After many iterations, set  
 $P(B \mid J, \neg M) = N_B / N_C$



# Other inference methods

- Convert network to a polytree
  - In a polytree no two nodes have more than one path between them
  - We can convert arbitrary networks to a polytree by clustering (grouping) nodes. For such a graph there is a algorithm which is linear in the number of nodes
  - However, converting into a polytree can result in an exponential increase in the size of the CPTs



# Important points

- Bayes rule
- Joint distribution, independence, conditional independence
- Attributes of Bayesian networks
- Constructing a Bayesian network
- Inference in Bayesian networks