

15-462 Computer Graphics I

Lecture 15

Rasterization

Scan Conversion of Polygons
Antialiasing
Compositing
[Angel, Ch. 7.10-7.11, 9.7-9.8]

March 21, 2002
Frank Pfenning
Carnegie Mellon University

<http://www.cs.cmu.edu/~fp/courses/graphics/>

Review

- Rasterization: from screen coordinates (floats) to frame buffer (ints)
- Scan conversion of lines
 - DDA algorithm
 - Bresenham's incremental algorithm

Scan Conversion of Polygons

- Multiple tasks for scan conversion
 - Filling polygon (inside/outside)
 - Pixel shading (color interpolation)
 - Blending (accumulation, not just writing)
 - Depth values (z-buffer hidden-surface removal)
 - Texture coordinate interpolation (texture mapping)
- Hardware efficiency critical
- Many algorithms for filling (inside/outside)
- Much fewer that handle all tasks well

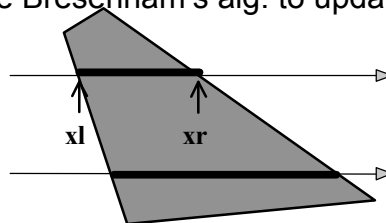
03/21/2002

15-462 Graphics I

3

Filling Convex Polygons

- Find top and bottom vertices
- List edges along left and right sides
- For each scan line from top to bottom
 - Find left and right endpoints of span, x_l and x_r
 - Fill pixels between x_l and x_r
 - Can use Bresenham's alg. to update x_l and x_r



03/21/2002

15-462 Graphics I

4

Other Operations

- Pixel shading (Gouraud)
 - Bilinear interpolation of vertex colors
- Depth values (z-Buffer)
 - Bilinear interpolation of vertex depth
 - Read, and write only if visible
 - Preserve depth (final orthographic projection)
- Texture coordinates u and v
 - Rational linear interpolation to avoid distortion
 - $u(x,y) = (Ax+By+C)/(Dx+Ey+F)$ similarly for $v(x,y)$
 - Two divisions per pixel for texture mapping
 - Due to perspective transformation

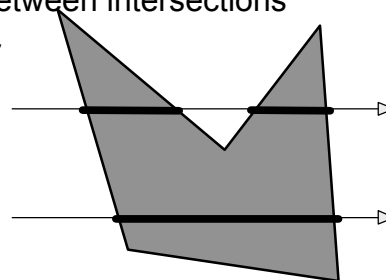
03/21/2002

15-462 Graphics I

5

Concave Polygons: Odd-Even Test

- Approach 1: odd-even test
- For each scan line
 - Find all scan line/polygon intersections
 - Sort them left to right
 - Fill the interior spans between intersections
- Parity rule: inside after an odd number of crossings




03/21/2002

15-462 Graphics I

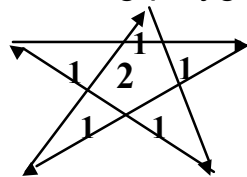
6

Concave Polygons: Winding Rule

- Approach 2: winding rule
- Orient the lines in polygon
- For each scan line
 - Winding number = right-hdd – left-hdd crossings
 - Interior if winding number non-zero
- Different only for self-intersecting polygons



Even-odd rule



Winding rule

03/21/2002

15-462 Graphics I

7

Concave Polygons: Tessellation

- Approach 3: divide non-convex, non-flat, or non-simple polygons into triangles
- OpenGL specification
 - Need accept only simple, flat, convex polygons
 - Tessellate explicitly with tessellator objects
 - Implicitly if you are lucky
- GeForce3 scan converts only triangles

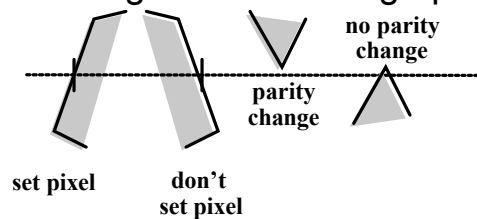
03/21/2002

15-462 Graphics I

8

Boundary Cases

- Boundaries and special cases require care
 - Cracks between polygons
 - Parity bugs: fill to infinity
- Intersections on pixel: set at beginning, not end
- Shared vertices: count y_{\min} for parity, not y_{\max}
- Horizontal edges: don't change parity



03/21/2002

15-462 Graphics I

9

Edge/Scan Line Intersections

- Brute force: calculate intersections explicitly
- Incremental method (Bresenham's algorithm)
- Caching intersection information
 - Edge table with edges sorted by y_{\min}
 - Active edges, sorted by x-intersection, left to right
- Process image from smallest y_{\min} up

03/21/2002

15-462 Graphics I

10

Flood Fill

- Draw outline of polygon
- Color seed
- Color surrounding pixels and recurse
- Must be able to test boundary and duplication
- More appropriate for drawing than rendering

03/21/2002

15-462 Graphics I

11

Outline

- Scan Conversion for Polygons
- Antialiasing
- Compositing


03/21/2002

15-462 Graphics I

12

Aliasing

- Artefacts created during scan conversion
- Inevitable (going from continuous to discrete)
- Aliasing (name from digital signal processing): we sample a continuous image at grid points
- Effect
 - Jagged edges
 - Moire patterns




Moire pattern from sandlotscience.com

03/21/2002

15-462 Graphics I

13

More Aliasing



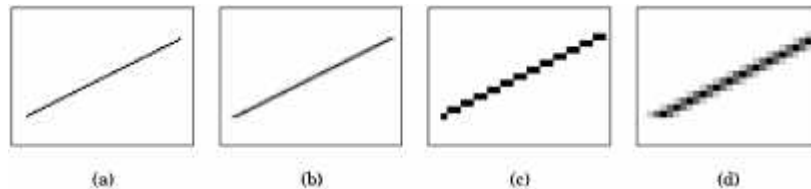
03/21/2002

15-462 Graphics I

14

Antialiasing for Line Segments

- Use area averaging at boundary



- (c) is aliased, magnified
- (d) is antialiased, magnified
- Warning: these images are sampled on screen!

03/21/2002

15-462 Graphics I

15

Antialiasing by Supersampling


- Mostly for off-line rendering (e.g., ray tracing)
- Render, say, 3x3 grid of mini-pixels
- Average results using a filter
- Can be done adaptively
 - Stop if colors are similar
 - Subdivide at discontinuities

03/21/2002

15-462 Graphics I

16

Supersampling Example



- Other improvements
 - Stochastic sampling (avoiding repetition)
 - Jittering (perturb a regular grid)

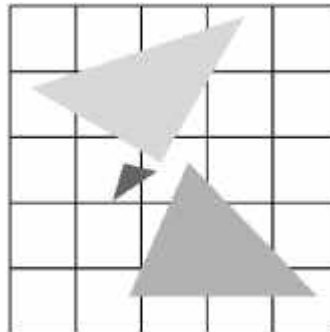
03/21/2002

15-462 Graphics I

17

Pixel-Sharing Polygons

- Another aliasing error
- Assign color based on area-weighted average
- Interaction with depth information
- Use accumulation buffer or α -blending



03/21/2002

15-462 Graphics I

18

Temporal Aliasing

- Sampling rate is frame rate (30 Hz for video)
- Example: spokes of wagon wheel in movie
- Possible to supersample and average
- Fast-moving objects are blurred
- Happens automatically in video and movies
 - Exposure time (shutter speed)
 - Memory persistence (video camera)
 - Effect is motion blur

03/21/2002

15-462 Graphics I

19

Motion Blur

- Achieve by stochastic sampling in time
- Still-frame motion blur, but smooth animation



03/21/2002

15-462 Graphics I

20

Motion Blur Example



T. Porter, Pixar, 1984
16 samples/pixel

03/21/2002

15-462 Graphics I

21

Outline

- Scan Conversion for Polygons
- Antialiasing
- Compositing

03/21/2002

15-462 Graphics I

22

Accumulation Buffer

- OpenGL mechanism for supersampling or jitter
- Accumulation buffer parallel to frame buffer
- Superimpose images from frame buffer
- Copy back into frame buffer for display

```
γλΧλεαρ(ΓΛ_ΑΧΧΥΜ_ΒΥΦΦΕΡ_ΒΙΤ);  
φορ (ι = 0; ι < νυμ_ιμαγεσ; ι++) {  
    γλΧλεαρ(ΓΛ_ΧΟΛΟΡ_ΒΥΦΦΕΡ_ΒΙΤ, ΓΛ_ΔΕΠΤΗ_ΒΥΦΦΕΡ_ΒΙΤ);  
    δισπλασ_ιμαγε(ι);  
    γλΑχχυμ(ΓΛ_ΑΧΧΥΜ, 1.0/(φλοατ)νυμ_ιμαγεσ);  
}  
γλΑχχυμ(ΓΛ_ΡΕΤΥΡΝ, 1.0);
```

03/21/2002

15-462 Graphics I

23

Filtering and Convolution

- Image transformation at pixel level
- Represent $N \times M$ image as matrix $\mathbf{A} = [a_{ik}]$
- Process each color component separately
- Linear filter produces matrix $\mathbf{B} = [b_{ik}]$ with

$$b_{ik} = \sum_{j=-m}^m \sum_{l=-n}^n a_{jl} h_{i-j, k-l}$$

- \mathbf{B} is the result of convolving \mathbf{A} with filter \mathbf{H}
- Represent \mathbf{H} by $n \times m$ convolution matrix

03/21/2002

15-462 Graphics I

24

Filters for Antialiasing

- Averaging pixels with neighbors

$$\mathbf{H} = \frac{1}{5} \begin{bmatrix} 0 & 1 & 0 \\ 1 & 1 & 1 \\ 0 & 1 & 0 \end{bmatrix}$$

- For antialiasing: weigh center more heavily

$$\mathbf{H} = \frac{1}{16} \begin{bmatrix} 1 & 2 & 1 \\ 2 & 4 & 2 \\ 1 & 2 & 1 \end{bmatrix}$$

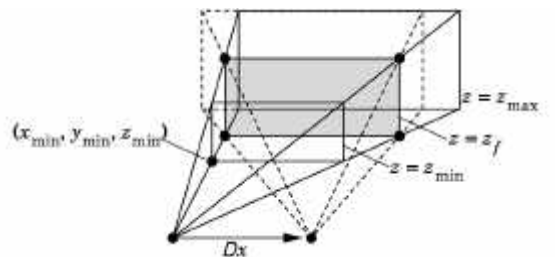
03/21/2002

15-462 Graphics I

25

Filter for Depth-of-Field

- Simulate camera depth-of-field
 - Keep plane $z = z_f$ in focus
 - Keep near and far planes unchanged
- Move viewer by Δx
- Compute x'_{\min} , x'_{\max} , y'_{\min} , y'_{\max} for new frustum



03/21/2002

15-462 Graphics I

26

Depth-of-Field Jitter

- Compute

$$x'_{min} = x_{min} + \frac{\Delta x}{z_f}(z_f - z_{min})$$

- Blend the two images in accumulation buffer

03/21/2002

15-462 Graphics I

27

Blending

- Frame buffer
 - Simple color model: R, G, B; 8 bits each
 - α -channel A, another 8 bits
- Alpha determines opacity, pixel-by-pixel
 - $\alpha = 1$: opaque
 - $\alpha = 0$: transparent
- Blend translucent objects during rendering
- Achieve other effects (e.g., shadows)

03/21/2002

15-462 Graphics I

28

Image Compositing

- Compositing operation
 - Source: $\mathbf{s} = [s_r \ s_g \ s_b \ s_a]$
 - Destination: $\mathbf{d} = [d_r \ d_g \ d_b \ d_a]$
 - $\mathbf{b} = [b_r \ b_g \ b_b \ b_a]$ source blending factors
 - $\mathbf{c} = [c_r \ c_g \ c_b \ c_a]$ destination blending factors
 - $\mathbf{d}' = [b_r s_r + c_r d_r \ b_g s_g + c_g d_g \ b_b s_b + c_b d_b \ b_a s_a + c_a d_a]$
- Overlay n images with equal weight
 - Set α -value for each pixel in each image to $1/n$
 - Source blending factor is “ α ”
 - Destination blending factor is “1”

03/21/2002

15-462 Graphics I

29

Blending in OpenGL

- Enable blending
`γλΕναβλε(ΓΛ_BAΕΝΔ);`
- Set up source and destination factors
`γλΒλενδΦυνδ(σουρχε_φαχτορ, δεστ_φαχτορ);`
- Source and destination choices
 - `GL_ONE, GL_ZERO`
 - `GL_SRC_ALPHA, GL_ONE_MINUS_SRC_ALPHA`
 - `GL_DST_ALPHA, GL_ONE_MINUS_DST_ALPHA`

03/21/2002

15-462 Graphics I

30

Blending Errors

- Operations are not commutative
- Operations are not idempotent
- Interaction with hidden-surface removal
 - Polygon behind opaque one should be culled
 - Translucent in front of others should be composited
 - Solution: make z-buffer read-only for translucent polygons with `glDepthMask(GL_FALSE);`

03/21/2002

15-462 Graphics I

31

Antialiasing Revisited

- Single-polygon case first
- Set α -value of each pixel to covered fraction
- Use destination factor of “ $1 - \alpha$ ”
- Use source factor of “ α ”
- This will blend background with foreground
- Overlaps can lead to blending errors

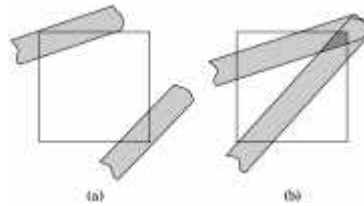
03/21/2002

15-462 Graphics I

32

Antialiasing with Multiple Polygons

- Initially, background color \mathbf{C}_0 , $\alpha_0 = 0$
- Render first polygon; color \mathbf{C}_1 fraction α_1
 - $\mathbf{C}_d = (1 - \alpha_1)\mathbf{C}_0 + \alpha_1\mathbf{C}_1$
 - $\alpha_d = \alpha_1$
- Render second polygon; assume fraction α_2
- If no overlap (a), then
 - $\mathbf{C}'_d = (1 - \alpha_2)\mathbf{C}_d + \alpha_2\mathbf{C}_2$
 - $\alpha'_d = \alpha_1 + \alpha_2$



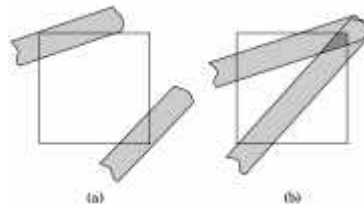
03/21/2002

15-462 Graphics I

33

Antialiasing with Overlap

- Now assume overlap (b)
- Average overlap is $\alpha_1\alpha_2$
- So $\alpha_d = \alpha_1 + \alpha_2 - \alpha_1\alpha_2$
- Make front/back decision for color as usual



03/21/2002

15-462 Graphics I

34

Antialiasing in OpenGL

- Avoid explicit α -calculation in program
- Enable both smoothing and blending

```
γλΕναβλε(ΓΛ_POINT_SMOOTH);  
γλΕναβλε(ΓΛ_LINE_SMOOTH);  
γλΕναβλε(ΓΛ_BLEND);  
γλΒλενδΦυνχ(ΓΛ_SGX_ΑΛΠΗΑ, ΓΛ_ONE_MINUS_SGX_ΑΛΠΗΑ);
```

03/21/2002

15-462 Graphics I

35

Depth Cueing and Fog

- Another application of blending
- Use distance-dependent (z) blending
 - Linear dependence: depth cueing effect
 - Exponential dependence: fog effect
 - This is not a physically-based model

```
ΓΛφλοατ φχολορ[4] = {...};  
γλΕναβλε(ΓΛ_FOG);  
γλΦογφ(ΓΛ_FOG_MODE; ΓΛ_ΕΞΠ);  
γλΦογφ(ΓΛ_FOG_DENSITY, 0.5);  
γλΦογφ(ΓΛ_FOG_COLOR, φχολορ);
```

[Example: Fog Tutor]

03/21/2002

15-462 Graphics I

36

Summary

- Scan Conversion for Polygons
 - Basic scan line algorithm
 - Convex vs concave
 - Odd-even and winding rules, tessellation
- Antialiasing (spatial and temporal)
 - Area averaging
 - Supersampling
 - Stochastic sampling
- Compositing
 - Accumulation buffer
 - Blending and α -values

03/21/2002

15-462 Graphics I

37

Preview

- Assignment 5 extended to Friday night
- Assignment 6 out tonight, due next Thursday
- Next topics:
 - More on image processing and pixel operations
 - Ray tracing

03/21/2002

15-462 Graphics I

38