

Learning Latent Personas of Film Characters

David Bamman Brendan O'Connor Noah A. Smith

School of Computer Science
Carnegie Mellon University
Pittsburgh, PA 15213, USA

{dbamman, brenocon, nasmith}@cs.cmu.edu

Abstract

We present two latent variable models for learning character types, or *personas*, in film, in which a persona is defined as a set of mixtures over latent lexical classes. These lexical classes capture the stereotypical actions of which a character is the agent and patient, as well as attributes by which they are described. As the first attempt to solve this problem explicitly, we also present a new dataset for the text-driven analysis of film, along with a benchmark testbed to help drive future work in this area.

1 Introduction

Philosophers and dramatists have long argued whether the most important element of narrative is *plot* or *character*. Under a classical Aristotelian perspective, plot is supreme;¹ modern theoretical dramatists and screenwriters disagree.²

Without addressing this debate directly, much computational work on narrative has focused on learning the sequence of events by which a story is defined; in this tradition we might situate seminal work on learning procedural scripts (Schank and Abelson, 1977; Regneri et al., 2010), narrative chains (Chambers and Jurafsky, 2008), and plot structure (Finlayson, 2011; Elsner, 2012; McIntyre and Lapata, 2010; Goyal et al., 2010).

We present a complementary perspective that addresses the importance of *character* in defining

¹“Dramatic action . . . is not with a view to the representation of character: character comes in as subsidiary to the actions . . . The Plot, then, is the first principle, and, as it were, the soul of a tragedy: Character holds the second place.” *Poetics* I.VI (Aristotle, 335 BCE).

²“Aristotle was mistaken in his time, and our scholars are mistaken today when they accept his rulings concerning character. Character was a great factor in Aristotle’s time, and no fine play ever was or ever will be written without it” (Egri, 1946, p. 94); “What the reader wants is fascinating, complex characters” (McKee, 1997, 100).

a story. Our testbed is film. Under this perspective, a character’s latent internal nature drives the action we observe. Articulating narrative in this way leads to a natural generative story: we first decide that we’re going to make a particular kind of movie (e.g., a romantic comedy), then decide on a set of character types, or *personas*, we want to see involved (the PROTAGONIST, the LOVE INTEREST, the BEST FRIEND). After picking this set, we fill out each of these roles with specific attributes (*female, 28 years old, klutzy*); with this cast of characters, we then sketch out the set of events by which they interact with the world and with each other (*runs but just misses the train, spills coffee on her boss*) – through which they reveal to the viewer those inherent qualities about themselves. This work is inspired by past approaches that infer typed semantic arguments along with narrative schemas (Chambers and Jurafsky, 2009; Regneri et al., 2011), but seeks a more holistic view of character, one that learns from stereotypical attributes in addition to plot events. This work also naturally draws on earlier work on the unsupervised learning of verbal arguments and semantic roles (Pereira et al., 1993; Grenager and Manning, 2006; Titov and Klementiev, 2012) and unsupervised relation discovery (Yao et al., 2011).

This character-centric perspective leads to two natural questions. First, can we learn what those standard personas are by how individual characters (who instantiate those types) are portrayed? Second, can we learn the set of attributes and actions by which we recognize those common types? How do we, as viewers, recognize a VILLIAN?

At its most extreme, this perspective reduces to learning the grand archetypes of Joseph Campbell (1949) or Carl Jung (1981), such as the HERO or TRICKSTER. We seek, however, a more fine-grained set that includes not only archetypes, but stereotypes as well – characters defined by a fixed set of actions widely known to be representative of

a class. This work offers a data-driven method for answering these questions, presenting two probabilistic generative models for inferring latent character types.

This is the first work that attempts to learn explicit character personas in detail; as such, we present a new dataset for character type induction in film and a benchmark testbed for evaluating future work.³

2 Data

2.1 Text

Our primary source of data comes from 42,306 movie plot summaries extracted from the November 2, 2012 dump of English-language Wikipedia.⁴ These summaries, which have a median length of approximately 176 words,⁵ contain a concise synopsis of the movie’s events, along with implicit descriptions of the characters (e.g., “rebel leader Princess Leia,” “evil lord Darth Vader”). To extract structure from this data, we use the Stanford CoreNLP library⁶ to tag and syntactically parse the text, extract entities, and resolve coreference within the document. With this structured representation, we extract linguistic features for each character, looking at immediate verb governors and attribute syntactic dependencies to all of the entity’s mention headwords, extracted from the typed dependency tuples produced by the parser; we refer to “CCprocessed” syntactic relations described in de Marneffe and Manning (2008):

- **Agent verbs.** Verbs for which the entity is an agent argument (*nsubj* or *agent*).
- **Patient verbs.** Verbs for which the entity is the patient, theme or other argument (*dobj*, *nsubjpass*, *iobj*, or any prepositional argument *prep_**).
- **Attributes.** Adjectives and common noun words that relate to the mention as adjectival modifiers, noun-noun compounds, appositives, or copulas (*nsubj* or *appos* governors, or *nsubj*, *appos*, *amod*, *nn* dependents of an entity mention).

³All datasets and software for replication can be found at <http://www.ark.cs.cmu.edu/personas>.

⁴<http://dumps.wikimedia.org/enwiki/>

⁵More popular movies naturally attract more attention on Wikipedia and hence more detail: the top 1,000 movies by box office revenue have a median length of 715 words.

⁶<http://nlp.stanford.edu/software/corenlp.shtml>

These three roles capture three different ways in which character personas are revealed: the actions they take on others, the actions done to them, and the attributes by which they are described. For every character we thus extract a bag of (r, w) tuples, where w is the word lemma and r is one of {agent verb, patient verb, attribute} as identified by the above rules.

2.2 Metadata

Our second source of information consists of character and movie metadata drawn from the November 4, 2012 dump of Freebase.⁷ At the movie level, this includes data on the language, country, release date and detailed genre (365 non-mutually exclusive categories, including “Epic Western,” “Revenge,” and “Hip Hop Movies”). Many of the characters in movies are also associated with the actors who play them; since many actors also have detailed biographical information, we can ground the characters in what we know of those real people – including their gender and estimated age at the time of the movie’s release (the difference between the release date of the movie and the actor’s date of birth).

Across all 42,306 movies, entities average 3.4 agent events, 2.0 patient events, and 2.1 attributes. For all experiments described below, we restrict our dataset to only those events that are among the 1,000 most frequent overall, and only characters with at least 3 events. 120,345 characters meet this criterion; of these, 33,559 can be matched to Freebase actors with a specified gender, and 29,802 can be matched to actors with a given date of birth. Of all actors in the Freebase data whose age is given, the average age at the time of movie is 37.9 (standard deviation 14.1); of all actors whose gender is known, 66.7% are male.⁸ The age distribution is strongly bimodal when conditioning on gender: the average age of a female actress at the time of a movie’s release is 33.0 (s.d. 13.4), while that of a male actor is 40.5 (s.d. 13.7).

3 Personas

One way we recognize a character’s latent type is by observing the stereotypical actions they

⁷<http://download.freebase.com/datadumps/>

⁸Whether this extreme 2:1 male/female ratio reflects an inherent bias in film or a bias in attention on Freebase (or Wikipedia, on which it draws) is an interesting research question in itself.

perform (e.g., VILLAINS *strangle*), the actions done to them (e.g., VILLAINS are *foiled* and *arrested*) and the words by which they are described (VILLAINS are *evil*). To capture this intuition, we define a *persona* as a set of three typed distributions: one for the words for which the character is the agent, one for which it is the patient, and one for words by which the character is attributively modified. Each distribution ranges over a fixed set of latent word classes, or *topics*. Figure 1 illustrates this definition for a toy example: a ZOMBIE persona may be characterized as being the agent of primarily *eating* and *killing* actions, the patient of *killing* actions, and the object of *dead* attributes. The topic labeled *eat* may include words like *eat*, *drink*, and *devour*.

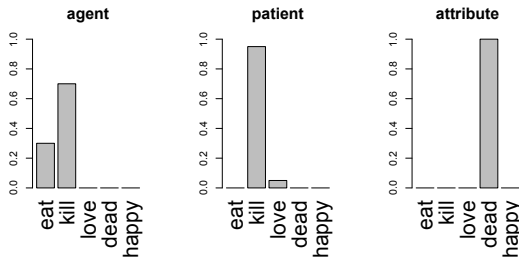
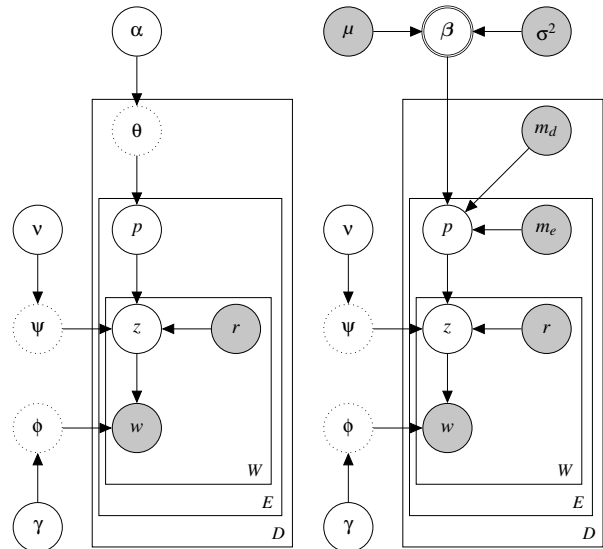


Figure 1: A *persona* is a set of three distributions over latent topics. In this toy example, the ZOMBIE persona is primarily characterized by being the agent of words from the *eat* and *kill* topics, the patient of *kill* words, and the object of words from the *dead* topic.

4 Models

Both models that we present here simultaneously learn three things: 1.) a soft clustering over words to topics (e.g., the verb “strangle” is mostly a type of *Assault* word); 2.) a soft clustering over topics to personas (e.g., VILLIANS perform a lot of *Assault* actions); and 3.) a hard clustering over characters to personas (e.g., Darth Vader is a VILLAIN.) They each use different evidence: since our data includes not only textual features (in the form of actions and attributes of the characters) but also non-textual information (such as movie genre, age and gender), we design a model that exploits this additional source of information in discriminating between character types; since this extralinguistic information may not always be available, we also design a model that learns only from the text itself. We present the text-only model first



P	Number of personas (hyperparameter)
K	Number of word topics (hyperparameter)
D	Number of movie plot summaries
E	Number of characters in movie d
W	Number of (role, word) tuples used by character e
ϕ_k	Topic k 's distribution over V words.
r	Tuple role: agent verb, patient verb, attribute
$\psi_{p,r}$	Distribution over topics for persona p in role r
θ_d	Movie d 's distribution over personas
p_e	Character e 's persona (integer, $p \in \{1..P\}$)
j	A specific (r, w) tuple in the data
z_j	Word topic for tuple j
w_j	Word for tuple j
α	Concentration parameter for Dirichlet model
β	Feature weights for regression model
μ, σ^2	Gaussian mean and variance (for regularizing β)
m_d	Movie features (from movie metadata)
m_e	Entity features (from movie actor metadata)
ν_r, γ	Dirichlet concentration parameters

Figure 2: **Above:** Dirichlet persona model (left) and persona regression model (right). **Bottom:** Definition of variables.

for simplicity. Throughout, V is the word vocabulary size, P is the number of personas, and K is the number of topics.

4.1 Dirichlet Persona Model

In the most basic model, we only use information from the structured text, which comes as a bag of (r, w) tuples for each character in a movie, where w is the word lemma and r is the relation of the word with respect to the character (one of agent verb, patient verb or attribute, as outlined in §2.1 above). The generative story runs as follows. First, let there be K latent word topics; as in LDA (Blei et al., 2003), these are words that will be soft-clustered together by virtue of appearing in similar contexts. Each latent word cluster

$\phi_k \sim \text{Dir}(\gamma)$ is a multinomial over the V words in the vocabulary, drawn from a Dirichlet parameterized by γ . Next, let a persona p be defined as a set of three multinomials ψ_p over these K topics, one for each typed role r , each drawn from a Dirichlet with a role-specific hyperparameter (ν_r).

Every document (a movie plot summary) contains a set of characters, each of which is associated with a single latent persona p ; for every observed (r, w) tuple associated with the character, we sample a latent topic k from the role-specific $\psi_{p,r}$. Conditioned on this topic assignment, the observed word is drawn from ϕ_k . The distribution of these personas for a given document is determined by a document-specific multinomial θ , drawn from a Dirichlet parameterized by α .

Figure 2 (above left) illustrates the form of the model. To simplify inference, we collapse out the persona-topic distributions ψ , the topic-word distributions ϕ and the persona distribution θ for each document. Inference on the remaining latent variables – the persona p for each character type and the topic z for each word associated with that character – is conducted via collapsed Gibbs sampling (Griffiths and Steyvers, 2004); at each iteration, for each character e , we sample their persona p_e :

$$P(p_e = k \mid p_{-e}, z, \alpha, \nu) \propto \left(c_{d,k}^{-e} + \alpha_k \right) \times \prod_j \frac{(c_{r_j,k,z_j}^{-e} + \nu_{r_j})}{(c_{r_j,k,\star}^{-e} + K\nu_{r_j})} \quad (1)$$

Here, $c_{d,k}^{-e}$ is the count of all characters in document d whose current persona sample is also k (not counting the current character e under consideration),⁹ j ranges over all (r_j, w_j) tuples associated with character e . Each c_{r_j,k,z_j}^{-e} is the count of all tuples with role r_j and current topic z_j used with persona k . $c_{r_j,k,\star}^{-e}$ is the same count, summing over all topics z . In other words, the probability that character e embodies persona k is proportional to the number of other characters in the plot summary who also embody that persona (plus the Dirichlet hyperparameter α_k) times the contribution of each observed word w_j for that character, given its current topic assignment z_j .

Once all personas have been sampled, we sam-

⁹The $-e$ superscript denotes counts taken without considering the current sample for character e .

ple the latent topics for each tuple as the following.

$$P(z_j = k \mid p, z_{-j}, w, r, \nu, \gamma) \propto \frac{(c_{r_j,p,k}^{-j} + \nu_{r_j})}{(c_{r_j,p,\star}^{-j} + K\nu_{r_j})} \times \frac{(c_{k,w_j}^{-j} + \gamma)}{(c_{k,\star}^{-j} + V\gamma)} \quad (2)$$

Here, conditioned on the current sample p for the character’s persona, the probability that tuple j originates in topic k is proportional to the number of other tuples with that same role r_j drawn from the same topic for that persona ($c_{r_j,p,k}^{-j}$), normalized by the number of other r_j tuples associated with that persona overall ($c_{r_j,p,\star}^{-j}$), multiplied by the number of times word w_j is associated with that topic (c_{k,w_j}^{-j}) normalized by the total number of other words associated with that topic overall ($c_{k,\star}^{-j}$).

We optimize the values of the Dirichlet hyperparameters α, ν and γ using slice sampling with a uniform prior every 20 iterations for the first 500 iterations, and every 100 iterations thereafter. After a burn-in phase of 10,000 iterations, we collect samples every 10 iterations (to lessen autocorrelation) until a total of 100 have been collected.

4.2 Persona Regression

To incorporate observed metadata in the form of movie genre, character age and character gender, we adopt an “upstream” modeling approach (Mimno and McCallum, 2008), letting those observed features influence the conditional probability with which a given character is expected to assume a particular persona, prior to observing any of their actions. This captures the increased likelihood, for example, that a 25-year-old male actor in an action movie will play an ACTION HERO than he will play a VALLEY GIRL.

To capture these effects, each character’s latent persona is no longer drawn from a document-specific Dirichlet; instead, the P -dimensional simplex is the output of a multiclass logistic regression, where the document genre metadata m_d and the character age and gender metadata m_e together form a feature vector that combines with persona-specific feature weights to form the following log-linear distribution over personas, with the probability for persona k being:

$$P(p = k \mid m_d, m_e, \beta) = \frac{\exp([m_d; m_e]^\top \beta_k)}{1 + \sum_{j=1}^{P-1} \exp([m_d; m_e]^\top \beta_j)} \quad (3)$$

The persona-specific β coefficients are learned through Monte Carlo Expectation Maximization

(Wei and Tanner, 1990), in which we alternate between the following:

1. Given current values for β , for all characters e in all plot summaries, sample values of p_e and z_j for all associated tuples.
2. Given input metadata features m and the associated sampled values of p , find the values of β that maximize the standard multiclass logistic regression log likelihood, subject to ℓ_2 regularization.

Figure 2 (above right) illustrates this model. As with the Dirichlet persona model, inference on p for step 1 is conducted with collapsed Gibbs sampling; the only difference in the sampling probability from equation 1 is the effect of the prior, which here is deterministically fixed as the output of the regression.

$$P(p_e = k \mid p_{-e}, z, \nu, m_d, m_e, \beta) \propto \exp([m_d; m_e]^\top \beta_k) \times \prod_j \frac{(c_{r_j, k, z_j}^- + \nu_{r_j})}{(c_{r_j, k, * }^- + K\nu_{r_j})} \quad (4)$$

The sampling equation for the topic assignments z is identical to that in equation 2. In practice we optimize β every 1,000 iterations, until a burn-in phase of 10,000 iterations has been reached; at this point we following the same sampling regime as for the Dirichlet persona model.

5 Evaluation

We evaluate our methods in two quantitative ways by measuring the degree to which we recover two different sets of gold-standard clusterings. This evaluation also helps offer guidance for model selection (in choosing the number of latent topics and personas) by measuring performance on an objective task.

5.1 Character Names

First, we consider all character names that occur in at least two separate movies, generally as a consequence of remakes or sequels; this includes proper names such as “Rocky Balboa,” “Oliver Twist,” and “Indiana Jones,” as well as generic type names such as “Gang Member” and “The Thief”; to minimize ambiguity, we only consider character names consisting of at least two tokens. Each of these names is used by at least two different characters; for example, a character named “Jason Bourne” is portrayed in *The Bourne Identity*, *The Bourne Supremacy*, and *The Bourne Ultimatum*. While

these characters are certainly free to assume different roles in different movies, we believe that, in the aggregate, they should tend to embody the same character type and thus prove to be a natural clustering to recover. 970 character names occur at least twice in our data, and 2,666 individual characters use one of those names. Let those 970 character names define 970 unique gold clusters whose members include the individual characters who use that name.

5.2 TV Tropes

As a second external measure of validation, we consider a manually created clustering presented at the website TV Tropes,¹⁰ a wiki that collects user-submitted examples of common tropes (narrative, character and plot devices) found in television, film, and fiction, among other media. While TV Tropes contains a wide range of such conventions, we manually identified a set of 72 tropes that could reasonably be labeled character types, including THE CORRUPT CORPORATE EXECUTIVE, THE HARDBOILED DETECTIVE, THE JERK JOCK, THE KLUTZ and THE SURFER DUDE.

We manually aligned user-submitted examples of characters embodying these 72 character types with the canonical references in Freebase to create a test set of 501 individual characters. While the 72 character tropes represented here are a more subjective measure, we expect to be able to at least partially recover this clustering.

5.3 Variation of Information

To measure the similarity between the two clusterings of movie characters, gold clusters \mathcal{G} and induced latent persona clusters \mathcal{C} , we calculate the variation of information (Meilă, 2007):

$$VI(\mathcal{G}, \mathcal{C}) = H(\mathcal{G}) + H(\mathcal{C}) - 2I(\mathcal{G}, \mathcal{C}) \quad (5)$$

$$= H(\mathcal{G}|\mathcal{C}) + H(\mathcal{C}|\mathcal{G}) \quad (6)$$

VI measures the information-theoretic distance between the two clusterings: a lower value means greater similarity, and $VI = 0$ if they are identical. Low VI indicates that (induced) clusters and (gold) clusters tend to overlap; i.e., knowing a character’s (induced) cluster usually tells us their (gold) cluster, and vice versa. Variation of information is a metric (symmetric and obeys triangle

¹⁰<http://tvtropes.org>

		Character Names §5.1			TV Tropes §5.2		
K	Model	$P = 25$	$P = 50$	$P = 100$	$P = 25$	$P = 50$	$P = 100$
25	Persona regression	7.73	7.32	6.79	6.26	6.13	5.74
	Dirichlet persona	7.83	7.11	6.44	6.29	6.01	5.57
50	Persona regression	7.59	7.08	6.46	6.30	5.99	5.65
	Dirichlet persona	7.57	7.04	6.35	6.23	5.88	5.60
100	Persona regression	7.58	6.95	6.32	6.11	6.05	5.49
	Dirichlet persona	7.64	6.95	6.25	6.24	5.91	5.42

Table 1: Variation of information between learned personas and gold clusters for different numbers of topics K and personas P . Lower values are better. All values are reported in bits.

		Character Names §5.1			TV Tropes §5.2		
K	Model	$P = 25$	$P = 50$	$P = 100$	$P = 25$	$P = 50$	$P = 100$
25	Persona regression	62.8 (↑41%)	59.5 (↑40%)	53.7 (↑33%)	42.3 (↑31%)	38.5 (↑24%)	33.1 (↑25%)
	Dirichlet persona	54.7 (↑27%)	50.5 (↑26%)	45.4 (↑17%)	39.5 (↑20%)	31.7 (↑28%)	25.1 (↑21%)
50	Persona regression	63.1 (↑42%)	59.8 (↑42%)	53.6 (↑34%)	42.9 (↑30%)	39.1 (↑33%)	31.3 (↑20%)
	Dirichlet persona	57.2 (↑34%)	49.0 (↑23%)	44.7 (↑16%)	39.7 (↑30%)	31.5 (↑32%)	24.6 (↑22%)
100	Persona regression	63.1 (↑42%)	57.7 (↑39%)	53.0 (↑34%)	43.5 (↑33%)	32.1 (↑28%)	26.5 (↑22%)
	Dirichlet persona	55.3 (↑30%)	49.5 (↑24%)	45.2 (↑18%)	39.7 (↑34%)	29.9 (↑24%)	23.6 (↑19%)

Table 2: Purity scores of recovering gold clusters. Higher values are better. Each absolute purity score is paired with its improvement over a controlled baseline of permuting the learned labels while keeping the cluster proportions the same.

inequality), and has a number of other desirable properties.

Table 1 presents the VI between the learned persona clusters and gold clusters, for varying numbers of personas ($P = \{25, 50, 100\}$) and topics ($K = \{25, 50, 100\}$). To determine significance with respect to a random baseline, we conduct a *permutation test* (Fisher, 1935; Pitman, 1937) in which we randomly shuffle the labels of the learned persona clusters and count the number of times in 1,000 such trials that the VI of the observed persona labels is lower than the VI of the permuted labels; this defines a nonparametric p -value. All results presented are significant at $p < 0.001$ (i.e. observed VI is never lower than the simulation VI).

Over all tests in comparison to both gold clusterings, we see VI improve as both P and, to a lesser extent, K increase. While this may be expected as the number of personas increase to match the number of distinct types in the gold clusters (970 and 72, respectively), the fact that VI improves as the number of latent topics increases suggests that more fine-grained topics are helpful for capturing nuanced character types.¹¹

The difference between the persona regression model and the Dirichlet persona model here is not

¹¹This trend is robust to the choice of cluster metric: here VI and F -score have a correlation of -0.87 ; as more latent topics and personas are added, clustering improves (causing the F -score to go up and the VI distance to go down).

significant; while VI allows us to compare models with different numbers of latent clusters, its requirement that clusterings be mutually informative places a high overhead on models that are fundamentally unidirectional (in Table 1, for example, the room for improvement between two models of the same P and K is naturally smaller than the bigger difference between different P or K). While we would naturally prefer a text-only model to be as expressive as a model that requires potentially hard to acquire metadata, we tease apart whether a distinction actually does exist by evaluating the purity of the gold clusters with respect to the labels assigned them.

5.4 Purity

For gold clusters $\mathcal{G} = \{g_1 \dots g_k\}$ and inferred clusters $\mathcal{C} = \{c_1 \dots c_j\}$ we calculate purity as:

$$\text{Purity} = \frac{1}{N} \sum_k \max_j |g_k \cap c_j| \quad (7)$$

While purity cannot be used to compare models of different persona size P , it can help us distinguish between models of the same size. A model can attain perfect purity, however, by placing all characters into a single cluster; to control for this, we present a controlled baseline in which each character is assigned a latent character type label proportional to the size of the latent clusters we have learned (so that, for example, if one latent persona cluster contains 3.2% of the total characters,

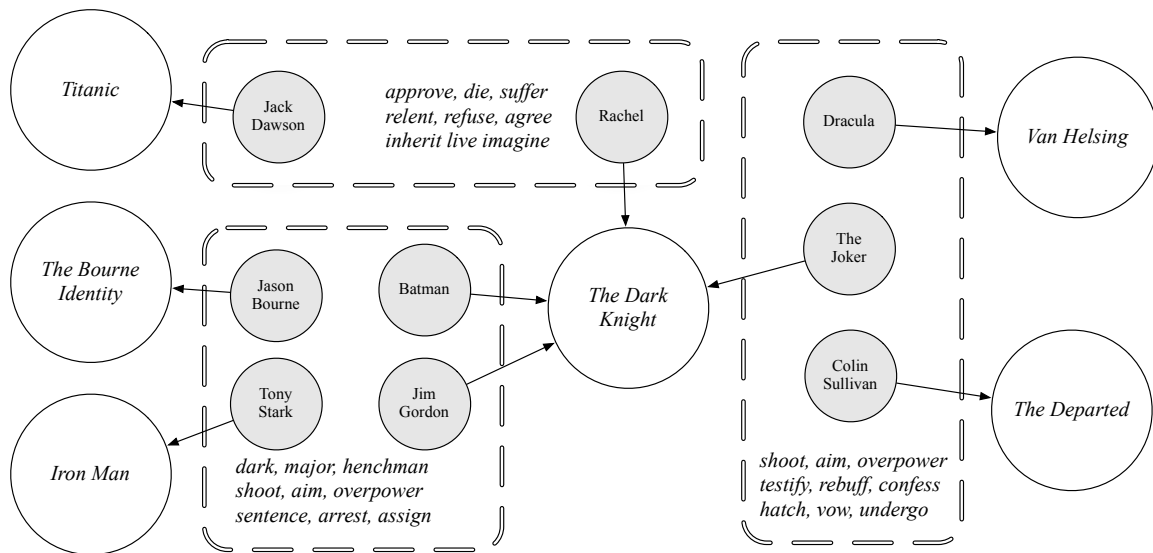


Figure 3: Dramatis personae of *The Dark Knight* (2008), illustrating 3 of the 100 character types learned by the persona regression model, along with links from other characters in those latent classes to other movies. Each character type is listed with the top three latent topics with which it is associated.

the probability of selecting that persona at random is 3.2%). Table 2 presents each model’s absolute purity score paired with its improvement over its controlled permutation (e.g., $\uparrow 41\%$).

Within each fixed-size partition, the use of metadata yields a substantial improvement over the Dirichlet model, both in terms of absolute purity and in its relative improvement over its sized-controlled baseline. In practice, we find that while the Dirichlet model distinguishes between character personas in different movies, the persona regression model helps distinguish between different personas within the same movie.

6 Exploratory Data Analysis

As with other generative approaches, latent persona models enable exploratory data analysis. To illustrate this, we present results from the persona regression model learned above, with 50 latent lexical classes and 100 latent personas. Figure 3 visualizes this data by focusing on a single movie, *The Dark Knight* (2008); the movie’s protagonist, Batman, belongs to the same latent persona as Detective Jim Gordon, as well as other action movie protagonists Jason Bourne and Tony Stark (*Iron Man*). The movie’s antagonist, The Joker, belongs to the same latent persona as Dracula from *Van Helsing* and Colin Sullivan from *The Departed*, illustrating the ability of personas to be informed by, but still cut across, different genres.

Table 3 presents an exhaustive list of all 50 top-

ics, along with an assigned label that consists of the single word with the highest PMI for that class. Of note are topics relating to romance (*unite, marry, woo, elope, court*), commercial transactions (*purchase, sign, sell, owe, buy*), and the classic criminal schema from Chambers (2011) (*sentence, arrest, assign, convict, promote*).

Table 4 presents the most frequent 14 personas in our dataset, illustrated with characters from the 500 highest grossing movies. The personas learned are each three separate mixtures of the 50 latent topics (one for agent relations, one for patient relations, and one for attributes), as illustrated in figure 1 above. Rather than presenting a 3×50 histogram for each persona, we illustrate them by listing the most characteristic topics, movie characters, and metadata features associated with it. Characteristic actions and features are defined as those having the highest smoothed pointwise mutual information with that class; exemplary characters are those with the highest posterior probability of being drawn from that class. Among the personas learned are canonical male action heroes (exemplified by the protagonists of *The Bourne Supremacy*, *Speed*, and *Taken*), superheroes (*Hulk*, *Batman and Robin*, *Hector of Troy*) and several romantic comedy types, largely characterized by words drawn from the FLIRT topic, including *flirt, reconcile, date, dance* and *forgive*.

Label	Most characteristic words	Label	Most characteristic words
UNITE	unite marry woo elope court	SWITCH	switch confirm escort report instruct
PURCHASE	purchase sign sell owe buy	INFATUATE	infatuate obsess acquaint revolve concern
SHOOT	shoot aim overpower interrogate kill	ALIEN	alien child governor bandit priest
EXPLORE	explore investigate uncover deduce	CAPTURE	capture corner transport imprison trap
WOMAN	woman friend wife sister husband	MAYA	maya monster monk goon dragon
WITCH	witch villager kid boy mom	INHERIT	inherit live imagine experience share
INVADE	invade sail travel land explore	TESTIFY	testify rebuff confess admit deny
DEFEAT	defeat destroy transform battle inject	APPLY	apply struggle earn graduate develop
CHASE	chase scare hit punch eat	EXPEL	expel inspire humiliate bully grant
TALK	talk tell reassure assure calm	DIG	dig take welcome sink revolve
POP	pop lift crawl laugh shake	COMMAND	command abduct invade seize surrender
SING	sing perform cast produce dance	RELENT	relent refuse agree insist hope
APPROVE	approve die suffer forbid collapse	EMBARK	embark befriend enlist recall meet
WEREWOLF	werewolf mother parent killer father	MANIPULATE	manipulate conclude investigate conduct
DINER	diner grandfather brother terrorist	ELOPE	elope forget succumb pretend like
DECAPITATE	decapitate bite impale strangle stalk	FLEE	flee escape swim hide manage
REPLY	reply say mention answer shout	BABY	baby sheriff vampire knight spirit
DEMON	demon narrator mayor duck crime	BIND	bind select belong refer represent
CONGRATULATE	congratulate cheer thank recommend	REJOIN	rejoin fly recruit include disguise
INTRODUCE	introduce bring mock read hatch	DARK	dark major henchman warrior sergeant
HATCH	hatch don exist vow undergo	SENTENCE	sentence arrest assign convict promote
FLIRT	flirt reconcile date dance forgive	DISTURB	disturb frighten confuse tease scare
ADOPT	adopt raise bear punish feed	RIP	rip vanish crawl drive smash
FAIRY	fairy kidnapper soul slave president	INFILTRATE	infiltrate deduce leap evade obtain
BUG	bug zombie warden king princess	SCREAM	scream faint wake clean hear

Table 3: Latent topics learned for $K = 50$ and $P = 100$. The words shown for each class are those with the highest smoothed PMI, with the label being the single word with the highest PMI.

Freq	Actions	Characters	Features
0.109	DARK _m , SHOOT _a , SHOOT _p	Jason Bourne (<i>The Bourne Supremacy</i>), Jack Traven (<i>Speed</i>), Jean-Claude (<i>Taken</i>)	Action, Male, War film
0.079	CAPTURE _p , INFILTRATE _a , FLEE _a	Aang (<i>The Last Airbender</i>), Carly (<i>Transformers: Dark of the Moon</i>), Susan Murphy/Ginormica (<i>Monsters vs. Aliens</i>)	Female, Action, Adventure
0.067	DEFEAT _a , DEFEAT _p , INFILTRATE _a	Glenn Talbot (<i>Hulk</i>), Batman (<i>Batman and Robin</i>), Hector (<i>Troy</i>)	Action, Animation, Adventure
0.060	COMMAND _a , DEFEAT _p , CAPTURE _p	Zoe Neville (<i>I Am Legend</i>), Ursula (<i>The Little Mermaid</i>), Joker (<i>Batman</i>)	Action, Adventure, Male
0.046	INFILTRATE _a , EXPLORE _a , EMBARK _a	Peter Parker (<i>Spider-Man 3</i>), Ethan Hunt (<i>Mission: Impossible</i>), Jason Bourne (<i>The Bourne Ultimatum</i>)	Male, Action, Age 34-36
0.036	FLIRT _a , FLIRT _p , TESTIFY _a	Mark Darcy (<i>Bridget Jones: The Edge of Reason</i>), Jerry Maguire (<i>Jerry Maguire</i>), Donna (<i>Mamma Mia!</i>)	Female, Romance Film, Comedy
0.033	EMBARK _a , INFILTRATE _a , INVADE _a	Perseus (<i>Wrath of the Titans</i>), Maximus Decimus Meridius (<i>Gladiator</i>), Julius (<i>Twins</i>)	Male, Chinese Movies, Spy
0.027	CONGRATULATE _a , CONGRATULATE _p , SWITCH _a	Professor Albus Dumbledore (<i>Harry Potter and the Philosopher's Stone</i>), Magic Mirror (<i>Shrek</i>), Josephine Anwhistle (<i>Lemony Snicket's A Series of Unfortunate Events</i>)	Age 58+, Family Film, Age 51-57
0.025	SWITCH _a , SWITCH _p , MANIPULATE _a	Clarice Starling (<i>The Silence of the Lambs</i>), Hannibal Lecter (<i>The Silence of the Lambs</i>), Colonel Bagley (<i>The Last Samurai</i>)	Age 58+, Male, Age 45-50
0.022	REPLY _a , TALK _p , FLIRT _p	Graham (<i>The Holiday</i>), Abby Richter (<i>The Ugly Truth</i>), Anna Scott (<i>Notting Hill</i>)	Female, Comedy, Romance Film
0.020	EXPLORE _a , EMBARK _a , CAPTURE _p	Harry Potter (<i>Harry Potter and the Philosopher's Stone</i>), Harry Potter (<i>Harry Potter and the Chamber of Secrets</i>), Captain Leo Davidson (<i>Planet of the Apes</i>)	Adventure, Family Film, Horror
0.018	FAIRY _m , COMMAND _a , CAPTURE _p	Captain Jack Sparrow (<i>Pirates of the Caribbean: At World's End</i>), Shrek (<i>Shrek</i>), Shrek (<i>Shrek Forever After</i>)	Action, Family Film, Animation
0.018	DECAPITATE _a , DECAPITATE _p , RIP _a	Jericho Cane (<i>End of Days</i>), Martin Riggs (<i>Lethal Weapon 2</i>), Gabriel Van Helsing (<i>Van Helsing</i>)	Horror, Slasher, Teen
0.017	APPLY _a , EXPEL _p , PURCHASE _p	Oscar (<i>Shark Tale</i>), Elizabeth Halsey (<i>Bad Teacher</i>), Dre Parker (<i>The Karate Kid</i>)	Female, Teen, Under Age 22

Table 4: Of 100 latent personas learned, we present the top 14 by frequency. Actions index the latent topic classes presented in table 3; subscripts denote whether the character is predominantly the agent (a), patient (p) or is modified by an attribute (m).

7 Conclusion

We present a method for automatically inferring latent character personas from text (and metadata, when available). While our testbed has been textual synopses of film, this approach is easily extended to other genres (such as novelistic fiction) and to non-fictional domains as well, where the choice of portraying a real-life person as embodying a particular kind of persona may, for instance, give insight into questions of media framing and bias in newswire; self-presentation of individual personas likewise has a long history in communication theory (Goffman, 1959) and may be useful for inferring user types for personalization systems (El-Arini et al., 2012). While the goal of this work has been to induce a set of latent character classes and partition all characters among them, one interesting question that remains is how a specific character’s actions may informatively be at odds with their inferred persona, given the choice of that persona as the single best fit to explain the actions we observe. By examining how any individual character deviates from the behavior indicative of their type, we might be able to paint a more nuanced picture of how a character can embody a specific persona while resisting it at the same time.

Acknowledgments

We thank Megan Morrison at the CMU School of Drama for early conversations guiding our work, as well as the anonymous reviewers for helpful comments. The research reported in this article was supported by U.S. National Science Foundation grant IIS-0915187 and by an ARCS scholarship to D.B. This work was made possible through the use of computing resources made available by the Pittsburgh Supercomputing Center.

References

- Aristotle. 335 BCE. *Poetics*, translated by Samuel H. Butcher (1902). Macmillan, London.
- David M. Blei, Andrew Ng, and Michael Jordan. 2003. Latent dirichlet allocation. *JMLR*, 3:993–1022.
- Joseph Campbell. 1949. *The Hero with a Thousand Faces*. Pantheon Books.
- Nathanael Chambers and Dan Jurafsky. 2008. Unsupervised learning of narrative event chains. In *Proceedings of ACL-08: HLT*.
- Nathanael Chambers and Dan Jurafsky. 2009. Unsupervised learning of narrative schemas and their participants. In *Proceedings of the 47th Annual Meeting of the ACL*.
- Nathanael Chambers. 2011. *Inducing Event Schemas and their Participants from Unlabeled Text*. Ph.D. thesis, Stanford University.
- Marie-Catherine de Marneffe and Christopher D. Manning. 2008. Stanford typed dependencies manual. Technical report, Stanford University.
- Lajos Egri. 1946. *The Art of Dramatic Writing*. Simon and Schuster, New York.
- Khalid El-Arini, Ulrich Paquet, Ralf Herbrich, Jurgen Van Gael, and Blaise Agüera y Arcas. 2012. Transparent user models for personalization. In *Proceedings of the 18th ACM SIGKDD*.
- Micha Elsner. 2012. Character-based kernels for novelistic plot structure. In *Proceedings of the 13th Conference of the EACL*.
- Mark Alan Finlayson. 2011. *Learning Narrative Structure from Annotated Folktales*. Ph.D. thesis, MIT.
- R. A. Fisher. 1935. *The Design of Experiments*. Oliver and Boyde, Edinburgh and London.
- Erving Goffman. 1959. *The Presentation of the Self in Everyday Life*. Anchor.
- Amit Goyal, Ellen Riloff, and Hal Daumé, III. 2010. Automatically producing plot unit representations for narrative text. In *Proceedings of the 2010 Conference on EMNLP*.
- Trond Grenager and Christopher D. Manning. 2006. Unsupervised discovery of a statistical verb lexicon. In *Proceedings of the 2006 Conference on EMNLP*.
- Thomas L. Griffiths and Mark Steyvers. 2004. Finding scientific topics. *PNAS*, 101(suppl. 1):5228–5235.
- Carl Jung. 1981. *The Archetypes and The Collective Unconscious*, volume 9 of *Collected Works*. Bollingen, Princeton, NJ, 2nd edition.
- Neil McIntyre and Mirella Lapata. 2010. Plot induction and evolutionary search for story generation. In *Proceedings of the 48th Annual Meeting of the ACL*. Association for Computational Linguistics.
- Robert McKee. 1997. *Story: Substance, Structure, Style and the Principles of Screenwriting*. Harper-Collins.
- Marina Meilă. 2007. Comparing clusterings—an information based distance. *Journal of Multivariate Analysis*, 98(5):873–895.
- David Mimno and Andrew McCallum. 2008. Topic models conditioned on arbitrary features with dirichlet-multinomial regression. In *Proceedings of UAI*.

- Fernando Pereira, Naftali Tishby, and Lillian Lee. 1993. Distributional clustering of english words. In *Proceedings of the 31st Annual Meeting of the ACL*.
- E. J. G. Pitman. 1937. Significance tests which may be applied to samples from any population. *Supplement to the Journal of the Royal Statistical Society*, 4(1):119–130.
- Michaela Regneri, Alexander Koller, and Manfred Pinkal. 2010. Learning script knowledge with web experiments. In *Proceedings of the 48th Annual Meeting of the ACL*.
- Michaela Regneri, Alexander Koller, Josef Ruppenhofer, and Manfred Pinkal. 2011. Learning script participants from unlabeled data. In *Proceedings of the Conference on Recent Advances in Natural Language Processing*.
- Roger C. Schank and Robert P. Abelson. 1977. *Scripts, plans, goals, and understanding: An inquiry into human knowledge structures*. Lawrence Erlbaum, Hillsdale, NJ.
- Ivan Titov and Alexandre Klementiev. 2012. A bayesian approach to unsupervised semantic role induction. In *Proceedings of the 13th Conference of EACL*.
- Greg C. G. Wei and Martin A. Tanner. 1990. A Monte Carlo implementation of the EM algorithm and the poor man’s data augmentation algorithms. *Journal of the American Statistical Association*, 85:699–704.
- Limin Yao, Aria Haghighi, Sebastian Riedel, and Andrew McCallum. 2011. Structured relation discovery using generative models. In *Proceedings of the Conference on EMNLP*.