

# DELTA-SPECTRAL CEPSTRAL COEFFICIENTS FOR ROBUST SPEECH RECOGNITION

Kshitiz Kumar<sup>1</sup>, Chanwoo Kim<sup>2</sup> and Richard M. Stern<sup>1,2</sup>

Department of Electrical and Computer Engineering<sup>1</sup>  
Language Technologies Institute<sup>2</sup>  
Carnegie Mellon University, Pittsburgh, PA 15213  
Email: {kshitizk, chanwook, rms}@cs.cmu.edu

## ABSTRACT

Almost all current automatic speech recognition (ASR) systems conventionally append delta and double-delta cepstral features to static cepstral features. In this work we describe a modified feature-extraction procedure in which the time-difference operation is performed in the spectral domain, rather than the cepstral domain as is generally presently done. We argue that this approach based on “delta-spectral” features is needed because even though delta-cepstral features capture dynamic speech information and generally greatly improve ASR recognition accuracy, they are not robust to noise and reverberation. We support the validity of the delta-spectral approach both with observations about the modulation spectrum of speech and noise, and with objective experiments that document the benefit that the delta-spectral approach brings to a variety of currently popular feature extraction algorithms. We found that the use of delta-spectral features, rather than the more traditional delta-cepstral features, improves the effective SNR by between 5 and 8 dB for background music and white noise, and recognition accuracy in reverberant environments is improved as well.

**Index Terms**— Speech recognition, speech analysis, denoising, dereverberation

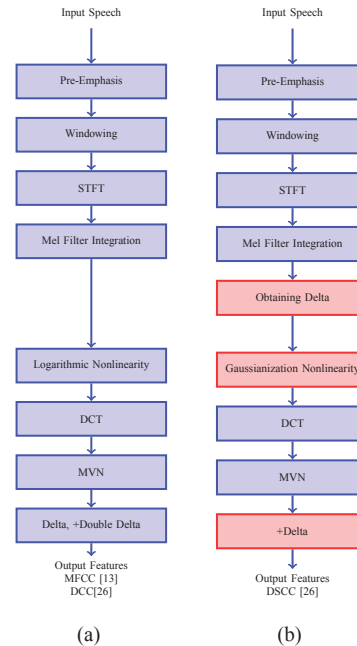
## 1. INTRODUCTION

Current state-of-the-art automatic speech recognition (ASR) systems perform very well in controlled environments when speech signals are reasonably clean, but in real life the acoustical environments are far less benign. Many of the environments within which ASR systems are actually deployed include the effects of noise and reverberation, in which the current ASR word accuracy becomes poor [1, 2, 3, 4, 5].

Most current speech recognizers derive their features in the broad framework the left column of Fig. 1, which describes the development of features similar to mel-frequency cepstral coefficients (MFCC). Typically delta-cepstral and double-delta cepstral coefficients are appended to MFCC features, as discussed below.

In this paper we argue that recognition accuracy in many practical environments is improved by replacing delta features in the cepstral domain by delta features in the *spectral* domain. We support this argument using both graphical and analytical arguments based on the modulation spectra of speech and common environmental noises, as well as experimental studies in which we compare the

This research was supported by the National Science Foundation (Grant IIS-10916918).



**Fig. 1.** (a) 13-dimensional MFCC features and 26-dimensional Delta-Cepstral Coefficients (DCC), (b) 26-dimensional Delta-Spectral Cepstral Coefficients (DSCC) features.

recognition accuracy obtained using our framework in the recently-proposed robust ETSI Advanced Front End (EAFE) [6] and power-normalized cepstral coefficients (PNCC) [7].

The rest of the paper is organized as follows: we discuss the delta-cepstral features and their robustness to noise in Sec. 2. In Sec. 3 we propose the new delta-spectral features. We provide the rationale for our proposed features in Sec. 4, and our experimental results are in Sec. 5. Sec. 6 summarizes this study.

## 2. DELTA-CEPSTRAL FEATURES

Delta-cepstral features were proposed (in a different form) in [8] to add dynamic information to the static cepstral features. They also improve recognition accuracy by adding a characterization of temporal dependencies to the hidden-markov models (HMM) frames, which are nominally assumed to be statistically independent of one

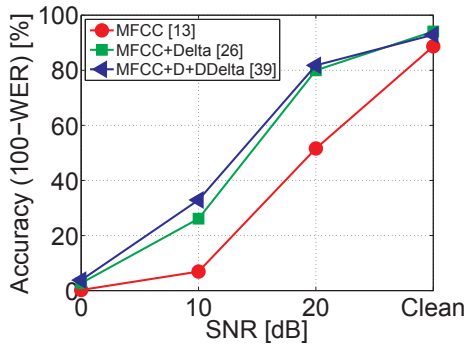


Fig. 2. Word error rates (WERs) obtained in additive white noise using MFCC features, MFCC+Delta features, and MFCC+Delta+DoubleDelta features.

another. For a short-time cepstral sequence  $C[n]$ , the delta-cepstral features are typically defined as

$$D[n] = C[n + m] - C[n - m] \quad (1)$$

where  $n$  is the index of the analysis frames and in practice  $m$  is approximately 2 or 3. Similarly, double-delta cepstral features are defined in terms of a subsequent delta-operation on the delta-cepstral features. Fig. 2 plots the word error rate (WER) for speech recognition in the presence of white noise for the DARPA Resource Management (RM) database, following experimental procedures described in Sec. 5. We note that the addition of delta-cepstral features to the static 13-dimensional MFCC features strongly improves speech recognition accuracy, and a further (smaller) improvement is provided by the addition of double-delta cepstral. For these reasons some form of delta and double-delta cepstral features are part of nearly all speech recognition systems. It can be seen that the improvement provided by delta features gradually diminishes with lower SNR. We also note that from Eq. (1), it can be easily shown that  $E[D[n]C[n]] = 0$ , where  $E[\cdot]$  is expectation operator, so the delta-features are uncorrelated with the static features and help the frame independence assumption in the HMM in ASR.

While the addition of delta-cepstral coefficients (DCC) to MFCC coefficients does indeed improve ASR recognition accuracy, they do not provide good robustness in noise and reverberation. The reasons for this can be understood in graphical form by consideration of Fig. 3, which depicts various manipulations of the short-time power of clean speech, and speech in “real-world” noise at 0-dB SNR (with noise recorded naturally from locations such as a market, a food court, the street, and a bus stop). Fig. 3(a) plots the short-time power for a particular speech segment, and for the corresponding noise segment. We note that the speech signal power exhibits a very high dynamic range, while the noise spectral power is much more static than the speech power. Fig. 3(b) plots the short-time power for clean speech and speech plus noise at 0 dB noise using the noise from Fig. 3(a). Unsurprisingly, the peaks of Fig. 3(b) remain relatively intact, while the “valleys” are filled by the noise. The corresponding log power values are shown in Fig. 3(c), and they are a step in the extraction of MFCC coefficients, as seen in Fig. 1(a). Due to the compressive nature of the log nonlinearity, the spectral peaks are approximately the same for the clean and noisy speech but the remaining frames exhibit a high degree of mismatch. Since noise fills the valleys of the curves, and the noise is relatively stationary, the noisy log-spectral contour exhibits

a sharply reduced dynamic range in comparison to the corresponding clean log-spectral contour. Finally, plotting the corresponding delta-cepstral features in Fig. 3(d) we note that the delta features still exhibit a high degree of mismatch between clean and noisy conditions. The delta-spectral features proposed in the next section both retain the contextual properties of delta-cepstral features and are robust to noise and reverberation as well.

### 3. DELTA-SPECTRAL CEPSTRAL COEFFICIENTS

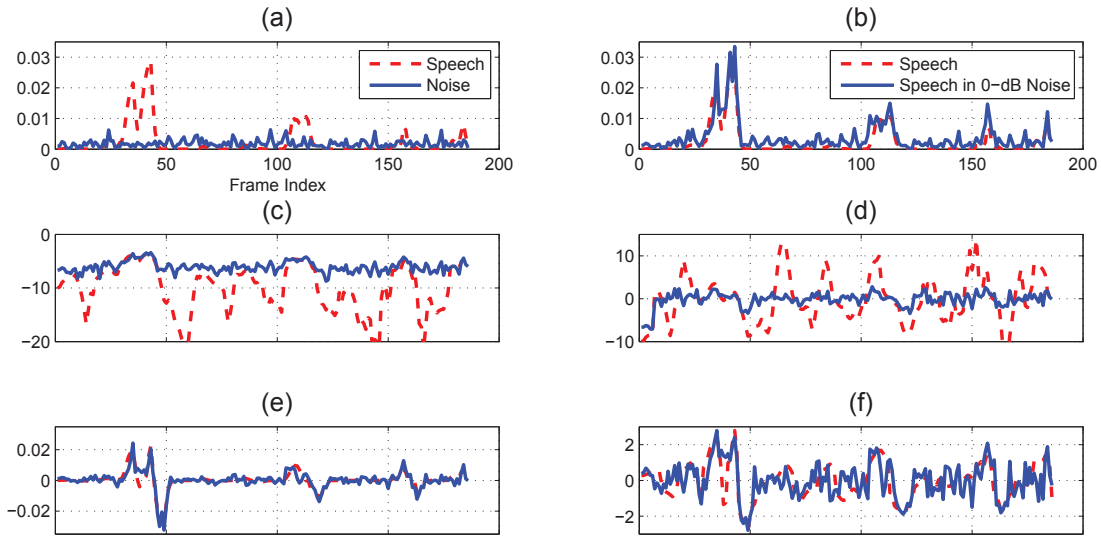
We now discuss the delta-spectral cepstral coefficients for ASR. These features are motivated by the non-stationarity of speech signals that had been observed in Fig. 3(a) where it is easily observed in that figure that the short-time power of speech varies much more rapidly than the short-time power of noise. The vast differences between the rate of change of power for of speech and noise are likely to be one of the many cues that human ears can use to ignore the relatively stationary noise signals and focus on the rapidly-changing power of speech signals.

The proposed delta-spectral cepstral coefficient (DSCC) features are described in block diagram form in Fig. 1(b). Our objective is to combine the speech contextual information captured by the DCC features in Fig. 1(a) with a greater degree of robustness to additive noise. As can be seen, the major changes are that the initial time-differencing operation is now earlier in the processing and a new Gaussianization stage is added. Specifically, performing the delta operation described by Eq. (1) in the spectral domain will enhance the fast changing speech components, and suppress the slowly-changing noisy components. Fig. 3(e) plots the outcome of the delta operation in the spectral domain on the power contours in Fig. 3(b). The advantage of the delta-spectral approach is clear by comparison of the similarity of the curves representing clean and noisy speech in Fig. 3(e) (which were obtained by applying the delta operation in the spectral domain) to the corresponding curves in Fig. 3(d) (which were obtained by applying the delta operation in the cepstral domain). However, the delta-spectral features in their current form are unsuitable for speech recognition applications because the raw delta-spectral cepstral features are highly non-Gaussian, as is seen in Fig. 4. To adapt the delta-spectral features for speech recognition, we apply histogram normalization to the delta-spectral features to give them a Gaussian distribution, as shown in Fig. 4(b). This Gaussianization nonlinearity is applied on an utterance-by-utterance basis. Fig. 3(f) plots the “Gaussianized” delta-spectral features, which are reduced by the DCT operation as in Fig. 1(b) to a 13-dimensional vector of delta-spectral cepstral coefficients (DSCC). Double-delta features are then derived from the delta-spectral features in the cepstral domain.

### 4. DSCC FEATURE ANALYSIS

In this section we provide a more formal analysis of the SNR improvement in white noise using the DSCC features. Assuming that the noise is a white Gaussian sequence sample distribution  $w_i$  of the form  $\mathcal{N}(0, \sigma^2)$ , the power  $P$  in an independently-observed set of  $N$  samples is  $P = \frac{1}{N} \sum_{i=1}^N w_i^2$ .  $P$  follows a chi-square distribution with  $N$  degrees of freedom (DOF), which becomes approximately Gaussian for large  $N$ . Under the Gaussian assumption for  $P$ , it can be shown that

$$E[P] = \frac{1}{N} E\left[\sum_{i=1}^N w_i^2\right] = \sigma^2$$



**Fig. 3.** (a) Short-time power plot of a mel channel (center frequency 1000 Hz) for a speech and a “real-world” noise segment using 10-ms frames. (b) Short-time power for clean speech as in (a) and speech in 0-dB “real-world” noise from (a). (c) Logarithmic power plot for clean speech and noisy speech in (b). (d) Temporal difference operation over the signals in (c). (e) Temporal difference over the signals in (b). (f) Gaussianization operation over the signals in (e).

$$\begin{aligned} \text{Var}[P] &= E[P^2] - E[P]^2 = \frac{E[\sum_{i,j} w_i^2 w_j^2]}{N^2} - \sigma^4 \\ &= \frac{1}{N^2} \left( \sum_i E[w_i^4] + \sum_{i,j,i \neq j} E[w_i^2 w_j^2] \right) - \sigma^4 = \frac{2\sigma^4}{N} \end{aligned}$$

Thus,  $P$  is approximately distributed as  $N(\sigma^2, \frac{2\sigma^4}{N})$ . The DC power associated with  $P$  is the square of the mean,  $\sigma^4$ , while the AC power is the variance  $\frac{2\sigma^4}{N}$ . DSCC processing removes the DC power, and we can express the impact of this effect using the ratio

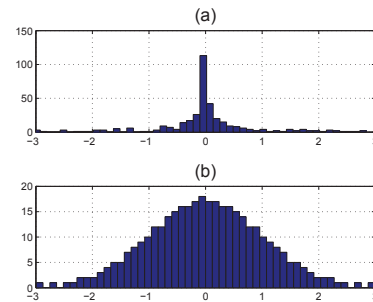
$$\begin{aligned} \text{Noise suppression} &\approx -10 \log_{10} \left( \frac{Pow_{AC}}{Pow_{AC} + Pow_{DC}} \right) \\ &= 10 \log_{10} (1 + N/2) \end{aligned}$$

We use a speech analysis window duration of 25 ms, so the number of samples in the window duration becomes  $N = 400$  with a sampling frequency of 16,000 Hz, and for  $N = 400$ , the consequent white noise suppression is 23.03 dB. Thus, the maximum possible benefit with DSCC processing is a 23-dB SNR noise suppression for the white noise case.

Noise Type	White	Real-World	Music
Predicted noise suppression	23	12	3.5
SNR threshold-shift in ASR	8.3	7.5	5

**Table 1.** Predicted noise suppression and observed SNR threshold-shift in an ASR experiment for different noise conditions (in dB)

In Table 1, we experimentally derive the degree of noise suppression for different noise conditions based on the percentage of total power that is DC power, as above. As expected, the noise-suppression so obtained is greater for relatively stationary noises such as white noise and the “real-noise” conditions than for background. We also present the experimentally-observed shift in effective



**Fig. 4.** Histogram of short-time power after the delta operation for a clean-speech sample (a) before and (b) after Gaussianization.

SNR that will be discussed below in conjunction with a speech-recognition task (*cf.* Fig. 5). While the observed SNR shifts are not equal to the calculations above for many reasons, (including suppression of both speech and noise at other frequencies imposed by the DSCC algorithm and subsequent nonlinearities in processing), the trends of the dependencies are similar, suggesting that closer study of the impact of processing on the modulation spectra can provide insight into the extent to which DSCC and similar processing can reduce the impact of various types of noise.

## 5. EXPERIMENTAL RESULTS

We describe in this section experimental results comparing DSCC features to conventional MFCC/DCC and other features using degraded speech from the DARPA Resource Management (RM) database, which consists of 1600 training utterances and 600 test utterances. Data were obtained by digitally adding the various noises

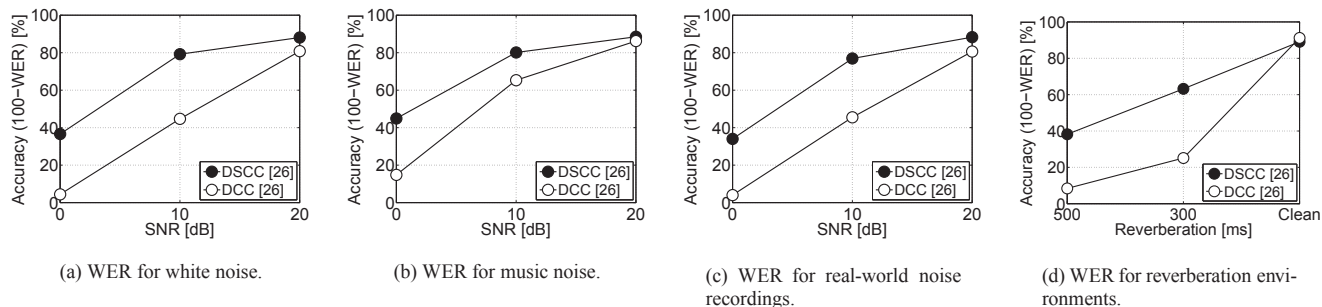


Fig. 5. Comparisons of WERs for 26-dim. DSC and 26-dim. DCC features in noisy and reverberant environments. MVN is included.

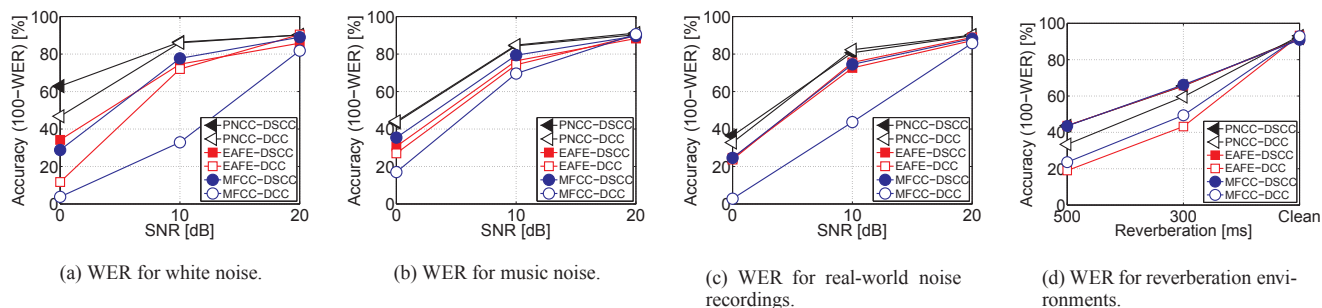


Fig. 6. Comparisons of WERs obtained using DSCC versus DCC processing in combination with MFCC, PNCC, and AFE features. All the features are 39-dim. and include MVN.

described above to the speech signal. We also evaluated the features in reverberant environments, which were simulated by convolving the speech from the RM database with simulated room impulse responses using the (RIR) software package<sup>1</sup> [5]. We used the Sphinx open source speech recognition system<sup>2</sup> for training and decoding, with 8 Gaussian Mixtures and a bigram language model.

Fig. 5, compares the WER obtained using DCC, as in Fig. 1(a), against DSCC, where temporal-differencing is performed in the spectral domain,<sup>3</sup> as in Fig. 1(b). These comparisons clearly demonstrate the benefit of performing the time differencing in the spectral domain instead of in the conventional cepstral domain. It can be seen that the delta-spectral features substantial increases in robustness to noise as well as reverberation, increasing the effective SNR compared to by 5 to 8 dB at 50% WER. The use of DSCC features also provides a 30-45% relative reduction in WER at reverberation times of 300 – 500 ms.

Fig. 6 considers the combination of DSCC versus DCC features with MFCC, AFE [6] and PNCC [7], it can be seen that the use of the DSCC features provides better recognition accuracy than what is obtained from DCC features for all noise and reverberation conditions. The DSCC features not only strongly improve the baseline MFCC-DCC, they also improve the advanced systems in PNCC and AFE. Surprisingly we find that simply appending the 26-dim. DSCC features to the 13-dim. MFCC works as well as the conventional 39-dim. AFE features.

<sup>1</sup><http://2pi.us/rir.html>

<sup>2</sup><http://cmusphinx.sourceforge.net/html/cmusphinx.php>

<sup>3</sup>The DSCC software is available at [http://www.cs.cmu.edu/~robust/archive/algorithms/DSCC\\_ICASSP2010/](http://www.cs.cmu.edu/~robust/archive/algorithms/DSCC_ICASSP2010/).

## 6. CONCLUSIONS

In this study, we propose DSCC features that perform temporal differencing in the spectral rather than cepstral domain, and we observe that in comparison to conventional cepstral differencing, the use of DSCC features improves the effective SNR by 4 to 8 dB for various types of additive noise and reduces the relative WER by 20-30% in reverberation. We also find a good correspondence as a function of noise type between the extent to which the use of DSCC processing reduces the WER and noise and the fraction of noise power at DC.

## 7. REFERENCES

- [1] X. Huang, A. Acero, and H-W Won, *Spoken Language Processing: A Guide to Theory, Algorithm, and System Development*, Prentice-Hall, Inc., Upper Saddle River, NJ, USA, 2001.
- [2] P. J. Moreno, B. Raj, and R. M. Stern, "A vector Taylor series approach for environment-independent speech recognition," *Proc. ICASSP*, 1996.
- [3] H. Hermansky and N. Morgan, "RASTA processing of speech," in *IEEE Transactions on Speech and Acoustics*, Oct. 1994, vol. 2, pp. 587–589.
- [4] S. Boll, "Suppression of acoustic noise in speech using spectral subtraction," *IEEE Transactions on ASSP*, vol. 27, no. 2, pp. 113–120, Apr 1979.
- [5] K. Kumar and R. M. Stern, "Maximum-likelihood-based cepstral inverse filtering for blind speech dereverberation," in *Proc. IEEE ICASSP*, 2010.
- [6] ETSI: Advanced Front-end, ETSI Doc. No. ES 202 050.
- [7] C. Kim and R. M. Stern, "Feature extraction for robust speech recognition based on maximizing the sharpness of the power distribution and on power flooring," in *Proc. IEEE ICASSP*, 2010.
- [8] S. Furui, "Speaker-independent isolated word recognition based on emphasized spectral dynamics," *Proc. ICASSP*, 1986.