

Note to other teachers and users of these slides. Andrew would be delighted if you found this source material useful in giving your own lectures. Feel free to use these slides verbatim, or to modify them to fit your own needs. PowerPoint originals are available: if you make use of a significant portion of these slides in your own lecture, please include this message, or the following link to the source repository of Andrew's tutorials: <http://www.cs.cmu.edu/~awm/tutorials>. Comments and corrections gratefully received.

# Gaussians

Andrew W. Moore  
Associate Professor  
School of Computer Science  
Carnegie Mellon University

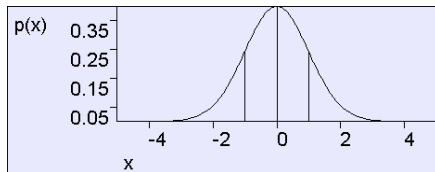
www.cs.cmu.edu/~awm  
awm@cs.cmu.edu  
412-268-7599

Copyright © 2001, Andrew W. Moore

Aug 29, 2001

## Unit variance Gaussian

$$p(x) = \frac{1}{\sqrt{2\pi}} \exp\left(-\frac{x^2}{2}\right)$$



$$E[X] = 0$$

$$\text{Var}[X] = 1$$

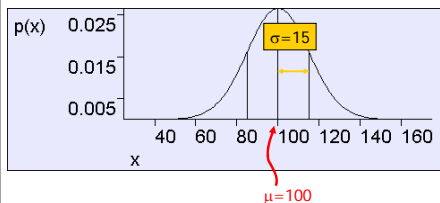
$$H[X] = - \int_{-\infty}^{\infty} p(x) \log p(x) dx = 1.4189$$

Copyright © 2001, Andrew W. Moore

Gaussians: Slide 2

## General Gaussian

$$p(x) = \frac{1}{\sqrt{2\pi}\sigma} \exp\left(-\frac{(x-\mu)^2}{2\sigma^2}\right)$$



$$E[X] = \mu$$

$$\text{Var}[X] = \sigma^2$$

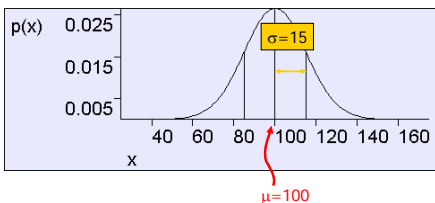
Copyright © 2001, Andrew W. Moore

Gaussians: Slide 3

## General Gaussian

Also known as the normal distribution or Bell-shaped curve

$$p(x) = \frac{1}{\sqrt{2\pi}\sigma} \exp\left(-\frac{(x-\mu)^2}{2\sigma^2}\right)$$



$$E[X] = \mu$$

$$\text{Var}[X] = \sigma^2$$

Shorthand: We say  $X \sim N(\mu, \sigma^2)$  to mean "X is distributed as a Gaussian with parameters  $\mu$  and  $\sigma^2$ ".

In the above figure,  $X \sim N(100, 15^2)$

Copyright © 2001, Andrew W. Moore

Gaussians: Slide 4

## The Central Limit Theorem

- If  $(X_1, X_2, \dots, X_n)$  are i.i.d. continuous random variables
- Then define  $z = f(x_1, x_2, \dots, x_n) = \frac{1}{n} \sum_{i=1}^n x_i$
- As  $n \rightarrow \infty$ ,  $p(z) \rightarrow$  Gaussian with mean  $E[X_i]$  and variance  $\text{Var}[X_i]$

Somewhat of a justification for assuming Gaussian noise is common

Copyright © 2001, Andrew W. Moore

Gaussians: Slide 5

## Bivariate Gaussians

Write r.v.  $\mathbf{X} = \begin{pmatrix} X \\ Y \end{pmatrix}$ . Then define  $\mathbf{X} \sim N(\boldsymbol{\mu}, \boldsymbol{\Sigma})$  to mean

$$p(\mathbf{x}) = \frac{1}{2\pi \|\boldsymbol{\Sigma}\|^{1/2}} \exp\left(-\frac{1}{2}(\mathbf{x}-\boldsymbol{\mu})^T \boldsymbol{\Sigma}^{-1}(\mathbf{x}-\boldsymbol{\mu})\right)$$

Where the Gaussian's parameters are...

$$\boldsymbol{\mu} = \begin{pmatrix} \mu_x \\ \mu_y \end{pmatrix}, \quad \boldsymbol{\Sigma} = \begin{pmatrix} \sigma_x^2 & \sigma_{xy} \\ \sigma_{xy} & \sigma_y^2 \end{pmatrix}$$

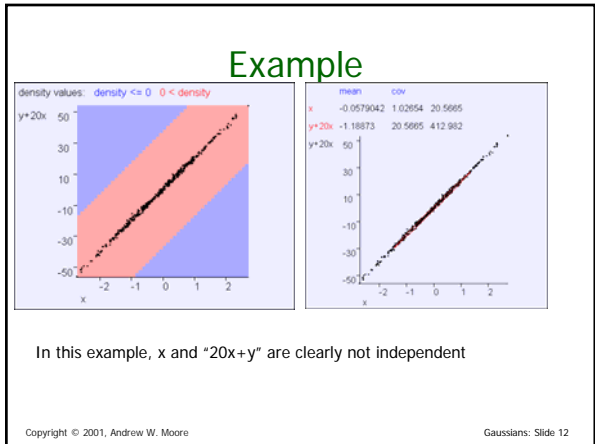
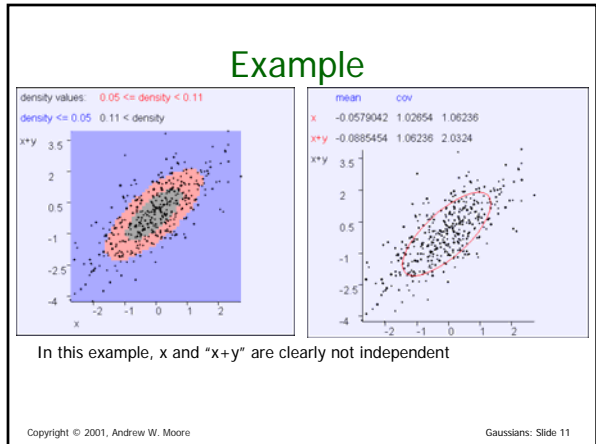
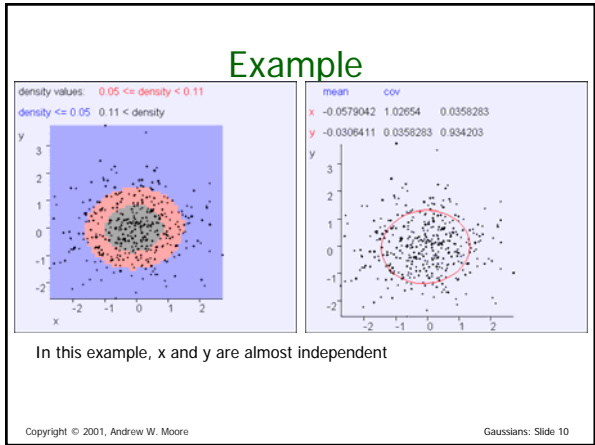
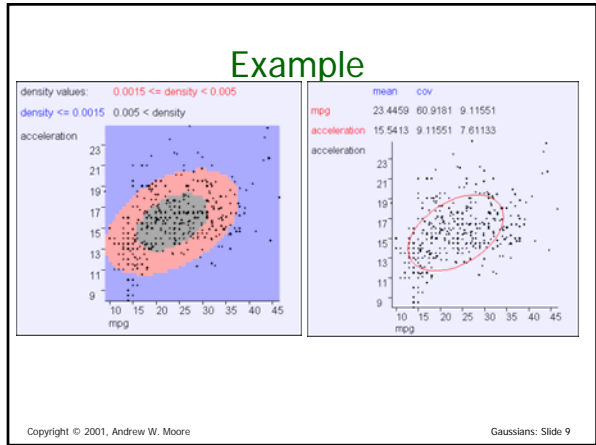
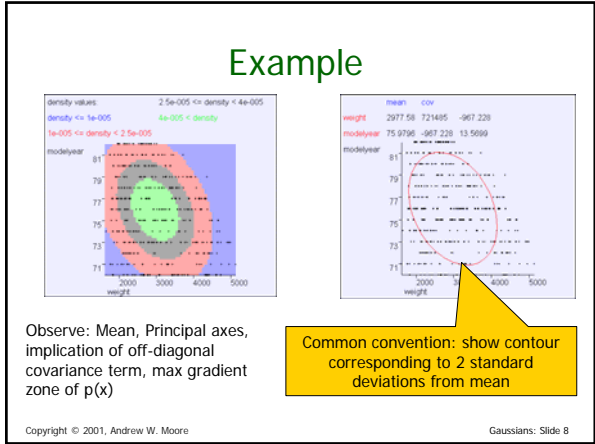
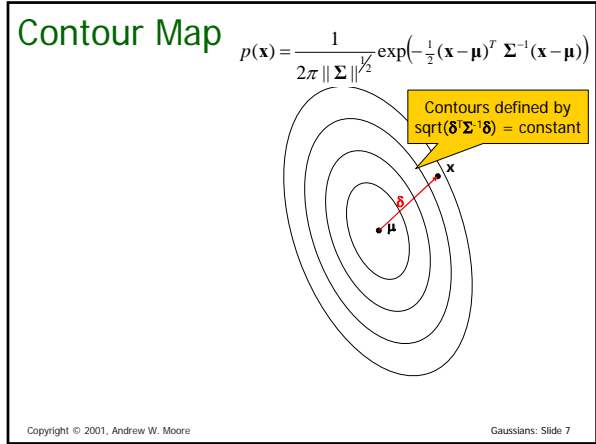
Where we insist that  $\boldsymbol{\Sigma}$  is symmetric non-negative definite

It turns out that  $E[\mathbf{X}] = \boldsymbol{\mu}$  and  $\text{Cov}[\mathbf{X}] = \boldsymbol{\Sigma}$ . (Note that this is a resulting property of Gaussians, not a definition)\*

\*This note rates 7.4 on the pedanticness scale

Copyright © 2001, Andrew W. Moore

Gaussians: Slide 6



## Multivariate Gaussians

Write r.v.  $\mathbf{X} = \begin{pmatrix} X_1 \\ X_2 \\ \vdots \\ X_m \end{pmatrix}$  Then define  $X \sim N(\boldsymbol{\mu}, \boldsymbol{\Sigma})$  to mean

$$p(\mathbf{x}) = \frac{1}{(2\pi)^{m/2} \|\boldsymbol{\Sigma}\|^{1/2}} \exp\left(-\frac{1}{2}(\mathbf{x} - \boldsymbol{\mu})^T \boldsymbol{\Sigma}^{-1}(\mathbf{x} - \boldsymbol{\mu})\right)$$

Where the Gaussian's parameters have...

$$\boldsymbol{\mu} = \begin{pmatrix} \mu_1 \\ \mu_2 \\ \vdots \\ \mu_m \end{pmatrix} \quad \boldsymbol{\Sigma} = \begin{pmatrix} \sigma_{11}^2 & \sigma_{12} & \cdots & \sigma_{1m} \\ \sigma_{12} & \sigma_{22}^2 & \cdots & \sigma_{2m} \\ \vdots & \vdots & \ddots & \vdots \\ \sigma_{1m} & \sigma_{2m} & \cdots & \sigma_{mm}^2 \end{pmatrix}$$

Where we insist that  $\boldsymbol{\Sigma}$  is symmetric non-negative definite

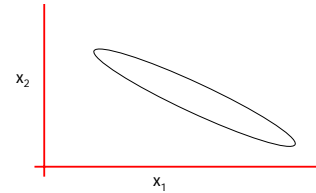
Again,  $E[X] = \boldsymbol{\mu}$  and  $\text{Cov}[X] = \boldsymbol{\Sigma}$  (Note that this is a resulting property of Gaussians, not a definition)

Copyright © 2001, Andrew W. Moore

Gaussians: Slide 13

## General Gaussians

$$\boldsymbol{\mu} = \begin{pmatrix} \mu_1 \\ \mu_2 \\ \vdots \\ \mu_m \end{pmatrix} \quad \boldsymbol{\Sigma} = \begin{pmatrix} \sigma_{11}^2 & \sigma_{12} & \cdots & \sigma_{1m} \\ \sigma_{12} & \sigma_{22}^2 & \cdots & \sigma_{2m} \\ \vdots & \vdots & \ddots & \vdots \\ \sigma_{1m} & \sigma_{2m} & \cdots & \sigma_{mm}^2 \end{pmatrix}$$



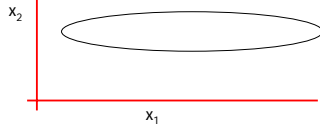
Copyright © 2001, Andrew W. Moore

Gaussians: Slide 14

## Axis-Aligned Gaussians

$$\boldsymbol{\mu} = \begin{pmatrix} \mu_1 \\ \mu_2 \\ \vdots \\ \mu_m \end{pmatrix} \quad \boldsymbol{\Sigma} = \begin{pmatrix} \sigma_{11}^2 & 0 & 0 & \cdots & 0 & 0 \\ 0 & \sigma_{22}^2 & 0 & \cdots & 0 & 0 \\ 0 & 0 & \sigma_{33}^2 & \cdots & 0 & 0 \\ \vdots & \vdots & \vdots & \ddots & \vdots & \vdots \\ 0 & 0 & 0 & \cdots & \sigma_{m-1}^2 & 0 \\ 0 & 0 & 0 & \cdots & 0 & \sigma_m^2 \end{pmatrix}$$

$X_i \perp X_j$  for  $i \neq j$



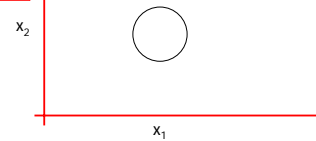
Copyright © 2001, Andrew W. Moore

Gaussians: Slide 15

## Spherical Gaussians

$$\boldsymbol{\mu} = \begin{pmatrix} \mu_1 \\ \mu_2 \\ \vdots \\ \mu_m \end{pmatrix} \quad \boldsymbol{\Sigma} = \begin{pmatrix} \sigma^2 & 0 & 0 & \cdots & 0 & 0 \\ 0 & \sigma^2 & 0 & \cdots & 0 & 0 \\ 0 & 0 & \sigma^2 & \cdots & 0 & 0 \\ \vdots & \vdots & \vdots & \ddots & \vdots & \vdots \\ 0 & 0 & 0 & \cdots & \sigma^2 & 0 \\ 0 & 0 & 0 & \cdots & 0 & \sigma^2 \end{pmatrix}$$

$X_i \perp X_j$  for  $i \neq j$

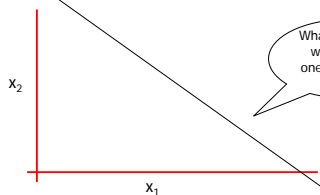


Copyright © 2001, Andrew W. Moore

Gaussians: Slide 16

## Degenerate Gaussians

$$\boldsymbol{\mu} = \begin{pmatrix} \mu_1 \\ \mu_2 \\ \vdots \\ \mu_m \end{pmatrix} \quad \|\boldsymbol{\Sigma}\| = 0$$



What's so wrong with clipping one's toenails in public?

Copyright © 2001, Andrew W. Moore

Gaussians: Slide 17

## Where are we now?

- We've seen the formulae for Gaussians
- We have an intuition of how they behave
- We have some experience of "reading" a Gaussian's covariance matrix

• Coming next:

*Some useful tricks with Gaussians*

Copyright © 2001, Andrew W. Moore

Gaussians: Slide 18

## Subsets of variables

Write  $\mathbf{X} = \begin{pmatrix} X_1 \\ X_2 \\ \vdots \\ X_m \end{pmatrix}$  as  $\mathbf{X} = \begin{pmatrix} \mathbf{U} \\ \mathbf{V} \end{pmatrix}$  where

$$\mathbf{U} = \begin{pmatrix} X_1 \\ \vdots \\ X_{m(u)} \end{pmatrix}$$

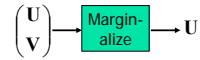
$$\mathbf{V} = \begin{pmatrix} X_{m(u)+1} \\ \vdots \\ X_m \end{pmatrix}$$

This will be our standard notation for breaking an m-dimensional distribution into subsets of variables

Copyright © 2001, Andrew W. Moore

Gaussians: Slide 19

## Gaussian Marginals are Gaussian



Write  $\mathbf{X} = \begin{pmatrix} X_1 \\ X_2 \\ \vdots \\ X_m \end{pmatrix}$  as  $\mathbf{X} = \begin{pmatrix} \mathbf{U} \\ \mathbf{V} \end{pmatrix}$  where  $\mathbf{U} = \begin{pmatrix} X_1 \\ \vdots \\ X_{m(u)} \end{pmatrix}, \mathbf{V} = \begin{pmatrix} X_{m(u)+1} \\ \vdots \\ X_m \end{pmatrix}$

IF  $\begin{pmatrix} \mathbf{U} \\ \mathbf{V} \end{pmatrix} \sim N\left(\begin{pmatrix} \boldsymbol{\mu}_u \\ \boldsymbol{\mu}_v \end{pmatrix}, \begin{pmatrix} \boldsymbol{\Sigma}_{uu} & \boldsymbol{\Sigma}_{uv} \\ \boldsymbol{\Sigma}_{uv}^T & \boldsymbol{\Sigma}_{vv} \end{pmatrix}\right)$

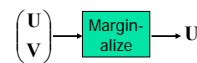
THEN U is also distributed as a Gaussian

$\mathbf{U} \sim N(\boldsymbol{\mu}_u, \boldsymbol{\Sigma}_{uu})$

Copyright © 2001, Andrew W. Moore

Gaussians: Slide 20

## Gaussian Marginals are Gaussian



Write  $\mathbf{X} = \begin{pmatrix} X_1 \\ X_2 \\ \vdots \\ X_m \end{pmatrix}$  as  $\mathbf{X} = \begin{pmatrix} \mathbf{U} \\ \mathbf{V} \end{pmatrix}$  where  $\mathbf{U} = \begin{pmatrix} X_1 \\ \vdots \\ X_{m(u)} \end{pmatrix}, \mathbf{V} = \begin{pmatrix} X_{m(u)+1} \\ \vdots \\ X_m \end{pmatrix}$

IF  $\begin{pmatrix} \mathbf{U} \\ \mathbf{V} \end{pmatrix} \sim N\left(\begin{pmatrix} \boldsymbol{\mu}_u \\ \boldsymbol{\mu}_v \end{pmatrix}, \begin{pmatrix} \boldsymbol{\Sigma}_{uu} & \boldsymbol{\Sigma}_{uv} \\ \boldsymbol{\Sigma}_{uv}^T & \boldsymbol{\Sigma}_{vv} \end{pmatrix}\right)$

THEN U is also distributed as a Gaussian

$\mathbf{U} \sim N(\boldsymbol{\mu}_u, \boldsymbol{\Sigma}_{uu})$

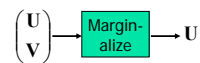
This fact is not immediately obvious

Obvious, once we know it's a Gaussian (why?)

Copyright © 2001, Andrew W. Moore

Gaussians: Slide 21

## Gaussian Marginals are Gaussian



Write  $\mathbf{X} = \begin{pmatrix} X_1 \\ X_2 \\ \vdots \\ X_m \end{pmatrix}$  as  $\mathbf{X} = \begin{pmatrix} \mathbf{U} \\ \mathbf{V} \end{pmatrix}$  where  $\mathbf{U} = \begin{pmatrix} X_1 \\ \vdots \\ X_{m(u)} \end{pmatrix}, \mathbf{V} = \begin{pmatrix} X_{m(u)+1} \\ \vdots \\ X_m \end{pmatrix}$

IF  $\begin{pmatrix} \mathbf{U} \\ \mathbf{V} \end{pmatrix} \sim N\left(\begin{pmatrix} \boldsymbol{\mu}_u \\ \boldsymbol{\mu}_v \end{pmatrix}, \begin{pmatrix} \boldsymbol{\Sigma}_{uu} & \boldsymbol{\Sigma}_{uv} \\ \boldsymbol{\Sigma}_{uv}^T & \boldsymbol{\Sigma}_{vv} \end{pmatrix}\right)$

THEN U is also distributed as a Gaussian

$\mathbf{U} \sim N(\boldsymbol{\mu}_u, \boldsymbol{\Sigma}_{uu})$

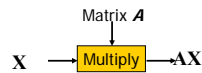
How would you prove this?

$$p(\mathbf{u}) = \int_{\mathbf{v}} p(\mathbf{u}, \mathbf{v}) d\mathbf{v} = \int (\text{snore...})$$

Copyright © 2001, Andrew W. Moore

Gaussians: Slide 22

## Linear Transforms remain Gaussian



Assume X is an m-dimensional Gaussian r.v.

$\mathbf{X} \sim N(\boldsymbol{\mu}, \boldsymbol{\Sigma})$

Define Y to be a p-dimensional r. v. thusly (note  $p \leq m$ ):

$\mathbf{Y} = \mathbf{A}\mathbf{X}$

...where A is a p x m matrix. Then...

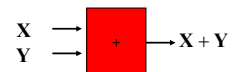
$\mathbf{Y} \sim N(\mathbf{A}\boldsymbol{\mu}, \mathbf{A}\boldsymbol{\Sigma}\mathbf{A}^T)$

Note: the "subset" result is a special case of this result

Copyright © 2001, Andrew W. Moore

Gaussians: Slide 23

## Adding samples of 2 independent Gaussians is Gaussian



if  $\mathbf{X} \sim N(\boldsymbol{\mu}_x, \boldsymbol{\Sigma}_x)$  and  $\mathbf{Y} \sim N(\boldsymbol{\mu}_y, \boldsymbol{\Sigma}_y)$  and  $\mathbf{X} \perp \mathbf{Y}$

then  $\mathbf{X} + \mathbf{Y} \sim N(\boldsymbol{\mu}_x + \boldsymbol{\mu}_y, \boldsymbol{\Sigma}_x + \boldsymbol{\Sigma}_y)$

Why doesn't this hold if X and Y are dependent?

Which of the below statements is true?

If X and Y are dependent, then X+Y is Gaussian but possibly with some other covariance

If X and Y are dependent, then X+Y might be non-Gaussian

Copyright © 2001, Andrew W. Moore

Gaussians: Slide 24

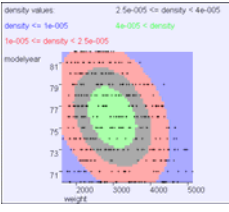
## Conditional of Gaussian is Gaussian

$\begin{pmatrix} \mathbf{U} \\ \mathbf{V} \end{pmatrix} \rightarrow \text{Condition-} \rightarrow \mathbf{U} | \mathbf{V}$

IF  $\begin{pmatrix} \mathbf{U} \\ \mathbf{V} \end{pmatrix} \sim N\left(\begin{pmatrix} \boldsymbol{\mu}_u \\ \boldsymbol{\mu}_v \end{pmatrix}, \begin{pmatrix} \boldsymbol{\Sigma}_{uu} & \boldsymbol{\Sigma}_{uv} \\ \boldsymbol{\Sigma}_{uv}^T & \boldsymbol{\Sigma}_{vv} \end{pmatrix}\right)$

THEN  $\mathbf{U} | \mathbf{V} \sim N(\boldsymbol{\mu}_{u|v}, \boldsymbol{\Sigma}_{u|v})$  where

$$\boldsymbol{\mu}_{u|v} = \boldsymbol{\mu}_u + \boldsymbol{\Sigma}_{uv}^T \boldsymbol{\Sigma}_{vv}^{-1} (\mathbf{V} - \boldsymbol{\mu}_v)$$

$$\boldsymbol{\Sigma}_{u|v} = \boldsymbol{\Sigma}_{uu} - \boldsymbol{\Sigma}_{uv}^T \boldsymbol{\Sigma}_{vv}^{-1} \boldsymbol{\Sigma}_{uv}$$


density values: 2.5e-005 <= density <= 4e-005  
density <= 1e-005 4e-005 <= density  
1e-005 <= density <= 2.5e-005

Copyright © 2001, Andrew W. Moore Gaussians: Slide 25

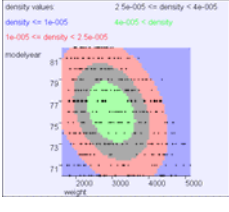
IF  $\begin{pmatrix} \mathbf{U} \\ \mathbf{V} \end{pmatrix} \sim N\left(\begin{pmatrix} \boldsymbol{\mu}_u \\ \boldsymbol{\mu}_v \end{pmatrix}, \begin{pmatrix} \boldsymbol{\Sigma}_{uu} & \boldsymbol{\Sigma}_{uv} \\ \boldsymbol{\Sigma}_{uv}^T & \boldsymbol{\Sigma}_{vv} \end{pmatrix}\right)$  IF  $\begin{pmatrix} w \\ y \end{pmatrix} \sim N\left(\begin{pmatrix} 2977 \\ 76 \end{pmatrix}, \begin{pmatrix} 849^2 & -967 \\ -967 & 3.68^2 \end{pmatrix}\right)$

THEN  $\mathbf{U} | \mathbf{V} \sim N(\boldsymbol{\mu}_{u|v}, \boldsymbol{\Sigma}_{u|v})$  where THEN  $w | y \sim N(\boldsymbol{\mu}_{w|y}, \boldsymbol{\Sigma}_{w|y})$  where

$$\boldsymbol{\mu}_{u|v} = \boldsymbol{\mu}_u + \boldsymbol{\Sigma}_{uv}^T \boldsymbol{\Sigma}_{vv}^{-1} (\mathbf{V} - \boldsymbol{\mu}_v)$$

$$\boldsymbol{\mu}_{w|y} = 2977 - \frac{976(y-76)}{3.68^2}$$

$$\boldsymbol{\Sigma}_{u|v} = \boldsymbol{\Sigma}_{uu} - \boldsymbol{\Sigma}_{uv}^T \boldsymbol{\Sigma}_{vv}^{-1} \boldsymbol{\Sigma}_{uv}$$

$$\boldsymbol{\Sigma}_{w|y} = 849^2 - \frac{967^2}{3.68^2} = 808^2$$


density values: 2.5e-005 <= density <= 4e-005  
density <= 1e-005 4e-005 <= density  
1e-005 <= density <= 2.5e-005

Copyright © 2001, Andrew W. Moore Gaussians: Slide 26

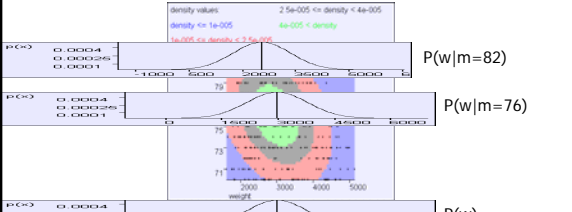
IF  $\begin{pmatrix} \mathbf{U} \\ \mathbf{V} \end{pmatrix} \sim N\left(\begin{pmatrix} \boldsymbol{\mu}_u \\ \boldsymbol{\mu}_v \end{pmatrix}, \begin{pmatrix} \boldsymbol{\Sigma}_{uu} & \boldsymbol{\Sigma}_{uv} \\ \boldsymbol{\Sigma}_{uv}^T & \boldsymbol{\Sigma}_{vv} \end{pmatrix}\right)$  IF  $\begin{pmatrix} w \\ y \end{pmatrix} \sim N\left(\begin{pmatrix} 2977 \\ 76 \end{pmatrix}, \begin{pmatrix} 849^2 & -967 \\ -967 & 3.68^2 \end{pmatrix}\right)$

THEN  $\mathbf{U} | \mathbf{V} \sim N(\boldsymbol{\mu}_{u|v}, \boldsymbol{\Sigma}_{u|v})$  where THEN  $w | y \sim N(\boldsymbol{\mu}_{w|y}, \boldsymbol{\Sigma}_{w|y})$  where

$$\boldsymbol{\mu}_{u|v} = \boldsymbol{\mu}_u + \boldsymbol{\Sigma}_{uv}^T \boldsymbol{\Sigma}_{vv}^{-1} (\mathbf{V} - \boldsymbol{\mu}_v)$$

$$\boldsymbol{\mu}_{w|y} = 2977 - \frac{976(y-76)}{3.68^2}$$

$$\boldsymbol{\Sigma}_{u|v} = \boldsymbol{\Sigma}_{uu} - \boldsymbol{\Sigma}_{uv}^T \boldsymbol{\Sigma}_{vv}^{-1} \boldsymbol{\Sigma}_{uv}$$

$$\boldsymbol{\Sigma}_{w|y} = 849^2 - \frac{967^2}{3.68^2} = 808^2$$


Copyright © 2001, Andrew W. Moore Gaussians: Slide 27

IF  $\begin{pmatrix} \mathbf{U} \\ \mathbf{V} \end{pmatrix} \sim N\left(\begin{pmatrix} \boldsymbol{\mu}_u \\ \boldsymbol{\mu}_v \end{pmatrix}, \begin{pmatrix} \boldsymbol{\Sigma}_{uu} & \boldsymbol{\Sigma}_{uv} \\ \boldsymbol{\Sigma}_{uv}^T & \boldsymbol{\Sigma}_{vv} \end{pmatrix}\right)$  IF  $\begin{pmatrix} w \\ y \end{pmatrix} \sim N\left(\begin{pmatrix} 2977 \\ 76 \end{pmatrix}, \begin{pmatrix} 849^2 & -967 \\ -967 & 3.68^2 \end{pmatrix}\right)$

THEN  $\mathbf{U} | \mathbf{V} \sim N(\boldsymbol{\mu}_{u|v}, \boldsymbol{\Sigma}_{u|v})$  where THEN  $w | y \sim N(\boldsymbol{\mu}_{w|y}, \boldsymbol{\Sigma}_{w|y})$  where

$$\boldsymbol{\mu}_{u|v} = \boldsymbol{\mu}_u + \boldsymbol{\Sigma}_{uv}^T \boldsymbol{\Sigma}_{vv}^{-1} (\mathbf{V} - \boldsymbol{\mu}_v)$$

$$\boldsymbol{\mu}_{w|y} = 2977 - \frac{976(y-76)}{3.68^2}$$

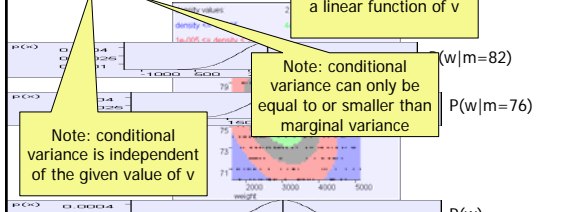
$$\boldsymbol{\Sigma}_{u|v} = \boldsymbol{\Sigma}_{uu} - \boldsymbol{\Sigma}_{uv}^T \boldsymbol{\Sigma}_{vv}^{-1} \boldsymbol{\Sigma}_{uv}$$

Note: when given value of v is  $\mu_v$ , the conditional mean of u is  $\mu_u$

Note: marginal mean is a linear function of v

Note: conditional variance can only be equal to or smaller than marginal variance

Note: conditional variance is independent of the given value of v



Copyright © 2001, Andrew W. Moore Gaussians: Slide 28

## Gaussians and the chain rule

$\begin{matrix} \mathbf{U} | \mathbf{V} \rightarrow \\ \mathbf{V} \rightarrow \end{matrix} \begin{matrix} \text{Chain} \\ \text{Rule} \end{matrix} \rightarrow \begin{pmatrix} \mathbf{U} \\ \mathbf{V} \end{pmatrix}$

Let A be a constant matrix

IF  $\mathbf{U} | \mathbf{V} \sim N(\mathbf{A}\mathbf{V}, \boldsymbol{\Sigma}_{u|v})$  and  $\mathbf{V} \sim N(\boldsymbol{\mu}_v, \boldsymbol{\Sigma}_{vv})$

THEN  $\begin{pmatrix} \mathbf{U} \\ \mathbf{V} \end{pmatrix} \sim N(\boldsymbol{\mu}, \boldsymbol{\Sigma})$ , with

$$\boldsymbol{\mu} = \begin{pmatrix} \mathbf{A}\boldsymbol{\mu}_v \\ \boldsymbol{\mu}_v \end{pmatrix} \quad \boldsymbol{\Sigma} = \begin{pmatrix} \mathbf{A}\boldsymbol{\Sigma}_{vv}\mathbf{A}^T + \boldsymbol{\Sigma}_{u|v} & \mathbf{A}\boldsymbol{\Sigma}_{vv} \\ (\mathbf{A}\boldsymbol{\Sigma}_{vv})^T & \boldsymbol{\Sigma}_{vv} \end{pmatrix}$$

Copyright © 2001, Andrew W. Moore Gaussians: Slide 29

## Available Gaussian tools

$\begin{pmatrix} \mathbf{U} \\ \mathbf{V} \end{pmatrix} \rightarrow \text{Margin-} \rightarrow \mathbf{U}$  IF  $\begin{pmatrix} \mathbf{U} \\ \mathbf{V} \end{pmatrix} \sim N\left(\begin{pmatrix} \boldsymbol{\mu}_u \\ \boldsymbol{\mu}_v \end{pmatrix}, \begin{pmatrix} \boldsymbol{\Sigma}_{uu} & \boldsymbol{\Sigma}_{uv} \\ \boldsymbol{\Sigma}_{uv}^T & \boldsymbol{\Sigma}_{vv} \end{pmatrix}\right)$  THEN  $\mathbf{U} \sim N(\boldsymbol{\mu}_u, \boldsymbol{\Sigma}_{uu})$

$\mathbf{X} \rightarrow \text{Matrix A} \rightarrow \mathbf{AX}$  IF  $\mathbf{X} \sim N(\boldsymbol{\mu}, \boldsymbol{\Sigma})$  AND  $\mathbf{Y} = \mathbf{AX}$  THEN  $\mathbf{Y} \sim N(\mathbf{A}\boldsymbol{\mu}, \mathbf{A}\boldsymbol{\Sigma}\mathbf{A}^T)$

$\mathbf{X} \rightarrow \text{Multiply} \rightarrow \mathbf{AX}$

$\mathbf{X} \rightarrow \text{+} \rightarrow \mathbf{X} + \mathbf{Y}$  if  $\mathbf{X} \sim N(\boldsymbol{\mu}_x, \boldsymbol{\Sigma}_x)$  and  $\mathbf{Y} \sim N(\boldsymbol{\mu}_y, \boldsymbol{\Sigma}_y)$  and  $\mathbf{X} \perp \mathbf{Y}$  then  $\mathbf{X} + \mathbf{Y} \sim N(\boldsymbol{\mu}_x + \boldsymbol{\mu}_y, \boldsymbol{\Sigma}_x + \boldsymbol{\Sigma}_y)$

$\begin{pmatrix} \mathbf{U} \\ \mathbf{V} \end{pmatrix} \rightarrow \text{Condition-} \rightarrow \mathbf{U} | \mathbf{V}$  IF  $\begin{pmatrix} \mathbf{U} \\ \mathbf{V} \end{pmatrix} \sim N\left(\begin{pmatrix} \boldsymbol{\mu}_u \\ \boldsymbol{\mu}_v \end{pmatrix}, \begin{pmatrix} \boldsymbol{\Sigma}_{uu} & \boldsymbol{\Sigma}_{uv} \\ \boldsymbol{\Sigma}_{uv}^T & \boldsymbol{\Sigma}_{vv} \end{pmatrix}\right)$  THEN  $\mathbf{U} | \mathbf{V} \sim N(\boldsymbol{\mu}_{u|v}, \boldsymbol{\Sigma}_{u|v})$  where  $\boldsymbol{\mu}_{u|v} = \boldsymbol{\mu}_u + \boldsymbol{\Sigma}_{uv}^T \boldsymbol{\Sigma}_{vv}^{-1} (\mathbf{V} - \boldsymbol{\mu}_v)$   $\boldsymbol{\Sigma}_{u|v} = \boldsymbol{\Sigma}_{uu} - \boldsymbol{\Sigma}_{uv}^T \boldsymbol{\Sigma}_{vv}^{-1} \boldsymbol{\Sigma}_{uv}$

$\begin{matrix} \mathbf{U} | \mathbf{V} \rightarrow \\ \mathbf{V} \rightarrow \end{matrix} \begin{matrix} \text{Chain} \\ \text{Rule} \end{matrix} \rightarrow \begin{pmatrix} \mathbf{U} \\ \mathbf{V} \end{pmatrix}$  IF  $\mathbf{U} | \mathbf{V} \sim N(\mathbf{A}\mathbf{V}, \boldsymbol{\Sigma}_{u|v})$  and  $\mathbf{V} \sim N(\boldsymbol{\mu}_v, \boldsymbol{\Sigma}_{vv})$  THEN  $\begin{pmatrix} \mathbf{U} \\ \mathbf{V} \end{pmatrix} \sim N(\boldsymbol{\mu}, \boldsymbol{\Sigma})$  with  $\boldsymbol{\Sigma} = \begin{pmatrix} \mathbf{A}\boldsymbol{\Sigma}_{vv}\mathbf{A}^T + \boldsymbol{\Sigma}_{u|v} & \mathbf{A}\boldsymbol{\Sigma}_{vv} \\ (\mathbf{A}\boldsymbol{\Sigma}_{vv})^T & \boldsymbol{\Sigma}_{vv} \end{pmatrix}$

Copyright © 2001, Andrew W. Moore Gaussians: Slide 30

## Assume...

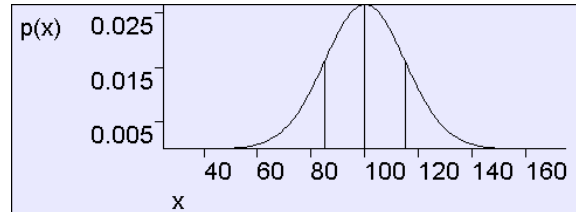
- You are an intellectual snob
- You have a child

Copyright © 2001, Andrew W. Moore

Gaussians: Slide 31

## Intellectual snobs with children

- ...are obsessed with IQ
- In the world as a whole, IQs are drawn from a Gaussian  $N(100, 15^2)$



Copyright © 2001, Andrew W. Moore

Gaussians: Slide 32

## IQ tests

- If you take an IQ test you'll get a score that, on average (over many tests) will be your IQ
- But because of noise on any one test the score will often be a few points lower or higher than your true IQ.

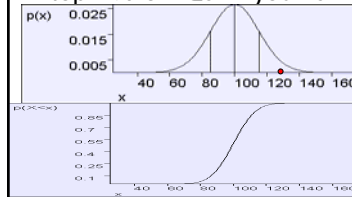
$$\text{SCORE} \mid \text{IQ} \sim N(\text{IQ}, 10^2)$$

Copyright © 2001, Andrew W. Moore

Gaussians: Slide 33

## Assume...

- You drag your kid off to get tested
- She gets a score of 130
- "Yippee" you screech and start deciding how to casually refer to her membership of the top 2% of IQs in your Christmas newsletter.



$$P(X < 130 \mid \mu = 100, \sigma^2 = 15^2) = P(X < 2 \mid \mu = 0, \sigma^2 = 1) = \text{erf}(2) = 0.977$$

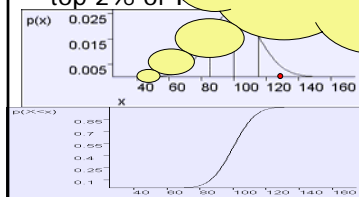
Copyright © 2001, Andrew W. Moore

Gaussians: Slide 34

## Assume...

- You drag your kid off to get tested
- She gets a score of 130
- "Yippee" you screech and start deciding how to casually refer to her membership of the top 2% of IQs in your Christmas newsletter.

You are thinking:  
Well sure the test isn't accurate, so she might have an IQ of 120 or she might have an IQ of 140, but the most likely IQ given the evidence "score=130" is, of course, 130.



$$P(X < 130 \mid \mu = 100, \sigma^2 = 15^2) = P(X < 2 \mid \mu = 0, \sigma^2 = 1) = \text{erf}(2) = 0.977$$

Can we trust this reasoning?

Copyright © 2001, Andrew W. Moore

Gaussians: Slide 35

## Maximum Likelihood IQ

- $\text{IQ} \sim N(100, 15^2)$
- $S \mid \text{IQ} \sim N(\text{IQ}, 10^2)$
- $S = 130$

$$\text{IQ}^{mle} = \arg \max_{iq} p(s = 130 \mid iq)$$

- The MLE is the value of the hidden parameter that makes the observed data most likely
- In this case

$$\text{IQ}^{mle} = 130$$

Copyright © 2001, Andrew W. Moore

Gaussians: Slide 36

## BUT....

- $IQ \sim N(100, 15^2)$
- $S|IQ \sim N(IQ, 10^2)$
- $S=130$

$$IQ^{MLE} = \arg \max_{iq} p(s=130 | iq)$$

- The MLE is the value of the hidden parameter that makes the observed data most likely
- In this case

$$IQ^{MLE} = 130$$

This is **not** the same as "The most likely value of the parameter given the observed data"

Copyright © 2001, Andrew W. Moore

Gaussians: Slide 37

## What we really want:

- $IQ \sim N(100, 15^2)$
- $S|IQ \sim N(IQ, 10^2)$
- $S=130$

- Question: What is  $IQ | (S=130)$ ?

Called the Posterior Distribution of IQ

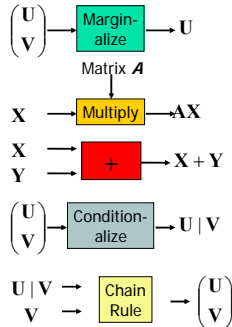
Copyright © 2001, Andrew W. Moore

Gaussians: Slide 38

## Which tool or tools?

- $IQ \sim N(100, 15^2)$
- $S|IQ \sim N(IQ, 10^2)$
- $S=130$

- Question: What is  $IQ | (S=130)$ ?



Copyright © 2001, Andrew W. Moore

Gaussians: Slide 39

## Plan

- $IQ \sim N(100, 15^2)$
- $S|IQ \sim N(IQ, 10^2)$
- $S=130$

- Question: What is  $IQ | (S=130)$ ?



Copyright © 2001, Andrew W. Moore

Gaussians: Slide 40

## Working...

- $IQ \sim N(100, 15^2)$
- $S|IQ \sim N(IQ, 10^2)$
- $S=130$

- Question: What is  $IQ | (S=130)$ ?

IF  $\begin{pmatrix} U \\ V \end{pmatrix} \sim N\left(\begin{pmatrix} \mu_u \\ \mu_v \end{pmatrix}, \begin{pmatrix} \Sigma_{uu} & \Sigma_{uv} \\ \Sigma_{vu} & \Sigma_{vv} \end{pmatrix}\right)$  THEN

$$\mu_{u|v} = \mu_u + \Sigma_{uv} \Sigma_{vv}^{-1} (V - \mu_v)$$

IF  $U|V \sim N(AV, \Sigma_{uv})$  and  $V \sim N(\mu_v, \Sigma_{vv})$

THEN  $\begin{pmatrix} U \\ V \end{pmatrix} \sim N(\mu, \Sigma)$ , with  $\Sigma = \begin{pmatrix} A\Sigma_{vv}A^T + \Sigma_{uv} & A\Sigma_{vv} \\ (A\Sigma_{vv})^T & \Sigma_{vv} \end{pmatrix}$

$$\mu_{IQ|S} = \mu_{IQ} + \Sigma_{IQ} (\Sigma_{IQ} + \Sigma_{S|IQ})^{-1} (S - \mu_{IQ})$$

$$\Sigma_{IQ|S} = \Sigma_{IQ} + \Sigma_{IQ} (\Sigma_{IQ} + \Sigma_{S|IQ})^{-1} \Sigma_{IQ}$$

What happens when  $\Sigma_{S|IQ} = 0$ ?  $\Sigma_{S|IQ} = \infty$ ?

Copyright © 2001, Andrew W. Moore

Gaussians: Slide 41

That was an important result!  
It explains how to combine noisy measurements (sensor fusion)  
So I will do it again in 1D

Copyright © 2001, Andrew W. Moore

Gaussians: Slide 42

## Combining Measurements: 1D

- True value  $x$
- Measurements  $m_1, m_2$ :  $E(m_1-x) = 0$ ,  $\text{Var}(m_1) = \sigma_1^2$ ,  $E(m_2-x) = 0$ ,  $\text{Var}(m_2) = \sigma_2^2$ , independent
- Linear estimate  $x = k_1 m_1 + k_2 m_2$
- Unbiased estimate means  $k_2 = 1 - k_1$  so  $E(x) = x$
- Minimize  $\text{Var}(x) = k_1^2 \sigma_1^2 + (1 - k_1)^2 \sigma_2^2$
- So  $\partial \text{Var}(x) / \partial k_1 = 0 \rightarrow 2k_1(\sigma_1^2 + \sigma_2^2) - 2\sigma_2^2 = 0$
- So  $k_1 = \sigma_2^2 / (\sigma_1^2 + \sigma_2^2)$ ,  $k_2 = \sigma_1^2 / (\sigma_1^2 + \sigma_2^2)$
- So  $\text{Var}(x) = \sigma_1^2 \sigma_2^2 / (\sigma_1^2 + \sigma_2^2)$
- What happens when  $\sigma_2^2 = 0$ ?  $\sigma_2^2 = \text{infinity}$ ?
- BLUE: Best Linear Unbiased Estimator

Copyright © 2001, Andrew W. Moore

Gaussians: Slide 43

## Your pride and joy's posterior IQ

- If you did the working, you now have  $p(\text{IQ} | S=130)$
- This is a density, not a number!
- If you have to give the most likely IQ given the score you should give  
$$IQ^{map} = \arg \max_{iq} p(iq | s = 130)$$
- This is the mean for a Gaussian
- MAP means "Maximum A-posteriori"

Copyright © 2001, Andrew W. Moore

Gaussians: Slide 44

## What you should know

- The Gaussian PDF formula off by heart
- Understand the workings of the formula for a Gaussian
- Be able to understand the Gaussian tools described so far
- Have a rough idea of how you could prove them
- Be happy with how you could use them
- Understand the Bayesian approach to combining information

Copyright © 2001, Andrew W. Moore

Gaussians: Slide 45