

# RECITATION 6

## NEURAL NETWORKS

10-301/10-601: INTRODUCTION TO MACHINE LEARNING

10/16/2020

### 1 Forward Propagation Explained

**Forward Propagation** is the process of calculating the value of your loss function, given data, weights and activation functions. Given the input data  $\mathbf{x}$ , we can transform it by the given weights,  $\boldsymbol{\alpha}$ , then apply the corresponding activation function to it and finally pass the result to the next layer. Forward propagation does not involve taking derivatives and proceeds from the input layer to the output layer.

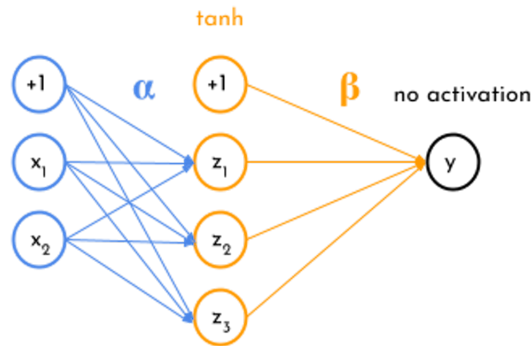


Figure 1: A One Hidden Layer Neural Network

For example, using the network shown in Figure 1, we can calculate the value of  $z_1$  in two steps. First, we need to multiply the input values by their weights and sum them together. Assume for the sake of notation that the bias term (marked as +1 in figure, is  $x_0$ )

$$a_1 = \sum_{i=0}^2 \alpha_{1,i} x_i \quad (1)$$

$$z_1 = \tanh a_1 \quad (2)$$

1. Why do we include a bias term in the input and in the hidden-layer?
2. Why do we need to use nonlinear activation functions in our neural net?

## 2 Backward Propagation Explained

**Backward propagation** Given a Neural Network and a corresponding loss function  $J(\theta)$ , back-propagation gives us the gradient of the loss function with respect to the weights of the neural network. The method is called *backward* propagation because we calculate the gradients of the final layer of weights first, then proceed backward to the first layer. In a simple neural network with one hidden layer, the partial derivatives that we need for learning are  $\frac{\partial J}{\partial \alpha_{ij}}$  and  $\frac{\partial J}{\partial \beta_{kj}}$ , and we need to apply chain rule recursively to obtain these. Note that in implementation, it is easier to use matrix/vector forms to conduct computations.

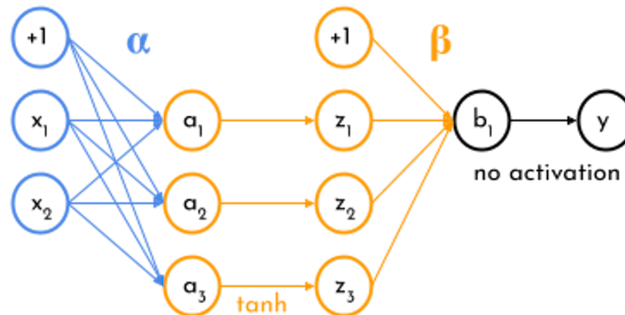


Figure 2: Extended Version of Previous Neural Network

Although back propagation may seem really tricky, it becomes very simple if you break up the process into individual layers. Above in Figure 2 is an extended version of the previous neural network above. Here, each layer is broken into its linear combination stage and its activation stage. Here is an example of breaking down the partial loss with respect to the weight  $\alpha_{1,1}$ :

$$\frac{\partial J}{\partial \alpha_{1,1}} = \frac{\partial J}{\partial \hat{y}} \frac{\partial \hat{y}}{\partial \alpha_{1,1}} \quad (3)$$

$$= \frac{\partial J}{\partial \hat{y}} \frac{\partial \hat{y}}{\partial b_1} \frac{\partial b_1}{\partial \alpha_{1,1}} \quad (4)$$

$$= \frac{\partial J}{\partial \hat{y}} \frac{\partial \hat{y}}{\partial b_1} \frac{\partial b_1}{\partial z_1} \frac{\partial z_1}{\partial \alpha_{1,1}} \quad (5)$$

$$= \frac{\partial J}{\partial \hat{y}} \frac{\partial \hat{y}}{\partial b_1} \frac{\partial b_1}{\partial z_1} \frac{\partial z_1}{\partial a_1} \frac{\partial a_1}{\partial \alpha_{1,1}} \quad (6)$$

1. Many gradients are calculated in back propagation. Which of these gradients directly update the weights? Do not include intermediate value(s) used to calculate these gradient(s).

### 3 Neural Network Example

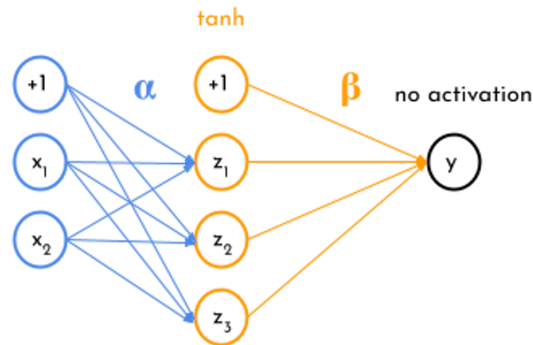


Figure 3: Neural Network For Example Questions

**Network Overview** Consider the neural network with one hidden layer shown in Figure 3. The input layer consists of 2 features  $\mathbf{x} = [x_1, x_2]^T$ , the hidden layer has 3 nodes with output  $\mathbf{z} = [z_1, z_2, z_3]^T$ , and the output layer is a scalar  $\hat{y}$ . We also add a bias to the input,  $x_0 = 1$  and the output of the hidden layer  $z_0 = 1$ , both of which are fixed to 1.

$\alpha$  is the matrix of weights from the inputs to the hidden layer and  $\beta$  is the matrix of weights from the hidden layer to the output layer.  $\alpha_{j,i}$  represents the weight going to the node  $z_j$  in the hidden layer from the node  $x_i$  in the input layer (e.g.  $\alpha_{1,2}$  is the weight from  $x_2$  to  $z_1$ ), and  $\beta$  is defined similarly. We will use a **tanh** activation function for the hidden layer and no activation for the output layer.

**Network Details** Equivalently, we define each of the following.

The input:

$$\mathbf{x} = [x_0, x_1, x_2]^T \quad (7)$$

Linear combination at the first (hidden) layer:

$$a_j = \sum_{i=0}^2 \alpha_{j,i} \cdot x_i, \quad \forall j \in \{1, \dots, 3\} \quad (8)$$

Activation at the first (hidden) layer:

$$z_j = \tanh(a_j) = \frac{e^{a_j} - e^{-a_j}}{e^{a_j} + e^{-a_j}}, \quad \forall j \in \{1, \dots, 3\} \quad (9)$$

Linear combination at the second (output) layer:

$$\hat{y} = \sum_{j=0}^3 \beta_j \cdot z_j, \quad (10)$$

Here we fold in the bias term  $\alpha_{j,0}$  by thinking of  $x_0 = 1$ , and fold in  $\beta_0$  by thinking of  $z_0 = 1$ .

**Loss** We will use Squared error loss,  $\ell(\hat{y}, y)$ :

$$\ell(\hat{y}, y) = \frac{1}{2}(\hat{y} - y)^2 \quad (11)$$

We initialize the network weights as:

$$\boldsymbol{\alpha} = \begin{bmatrix} 0 & 1 & 2 \\ 2 & 1 & 0 \\ 0 & 2 & 0 \end{bmatrix}$$

$$\boldsymbol{\beta} = [0 \quad 1 \quad 2 \quad 2]$$

For the following questions, we use  $y = 3$ .

1. **Scalar Form:** Given  $x_1 = 1$ ,  $x_2 = 2$ ,

- Forward: What are the values of  $a_1$ ,  $\ell$ ?

$$a_1 = \sum_{i=0}^2 \alpha_{1,i} x_i = \quad z_1 = \quad \hat{y} =$$

$$a_2 = \sum_{i=0}^2 \alpha_{2,i} x_i = \quad z_2 = \quad \ell =$$

$$a_3 = \sum_{i=0}^2 \alpha_{3,i} x_i = \quad z_3 =$$

- Backward: What are the values of  $\frac{\partial \ell}{\partial \alpha_{1,1}}$ ,  $\frac{\partial \ell}{\partial \beta_1}$  **Hint:**  $\frac{\partial \tanh(x)}{\partial x} = 1 - \tanh(x)^2$

Table 1: *tanh* values

x	1	2	3	4	5	6	7	8	9
$\tanh(x)$	0.76159	0.96403	0.99505	0.99933	0.99991	0.99999	0.99999	0.99999	0.99999

$$\frac{\partial \ell}{\partial \alpha_{1,1}} = \frac{\partial \ell}{\partial \hat{y}} \frac{\partial \hat{y}}{\partial z_1} \frac{\partial z_1}{\partial a_1} \frac{\partial a_1}{\partial \alpha_{1,1}}$$

$$\frac{\partial \ell}{\partial \beta_1} = \frac{\partial \ell}{\partial \hat{y}} \frac{\partial \hat{y}}{\partial \beta_1}$$

2. **Vector Form:** The vector form of forward computation is:

$$\begin{aligned}\mathbf{a} &= \boldsymbol{\alpha}\mathbf{x} \\ \mathbf{z} &= \tanh(\mathbf{a}) \\ \hat{y} &= \boldsymbol{\beta}\mathbf{z}\end{aligned}\tag{12}$$

Given  $\mathbf{x} = \begin{bmatrix} 0 \\ 1 \end{bmatrix}$ ,

- Forward: Find  $\ell$ ?

- Backward: What are the values of  $\frac{\partial \ell}{\partial \alpha}$ ,  $\frac{\partial \ell}{\partial \beta}$ ?

Given  $\mathbf{x} = \begin{bmatrix} 2 \\ 3 \end{bmatrix}$ ,

- Forward: Find  $\ell$ ?
  
  
  
  
  
  
  
  
  
  
  
  
  
  
  
  
  
  
  
  
  
  
  
  
  
- Backward: What are the values of  $\frac{\partial \ell}{\partial \alpha}$ ,  $\frac{\partial \ell}{\partial \beta}$ ?