



Virtual Memory: Systems

18-213/18-613: Computer Systems

13th Lecture, February 24, 2022

Announcements

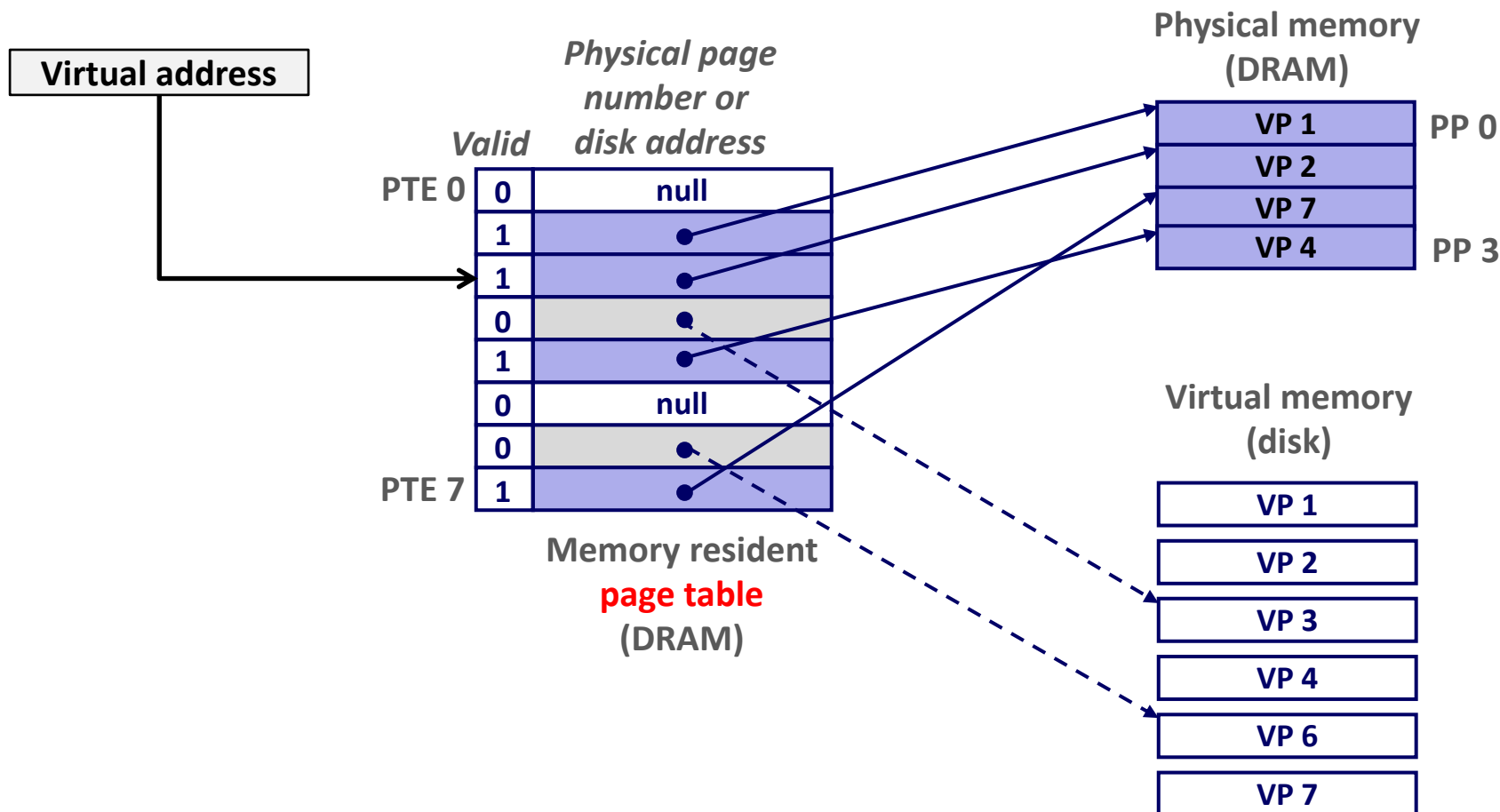
- **Midterm goes out Monday**

- It replaces next week's homework

- **Cache lab due in one week**

- We hope you are enjoying it
- Please don't save the best of your midterm season projects for last!

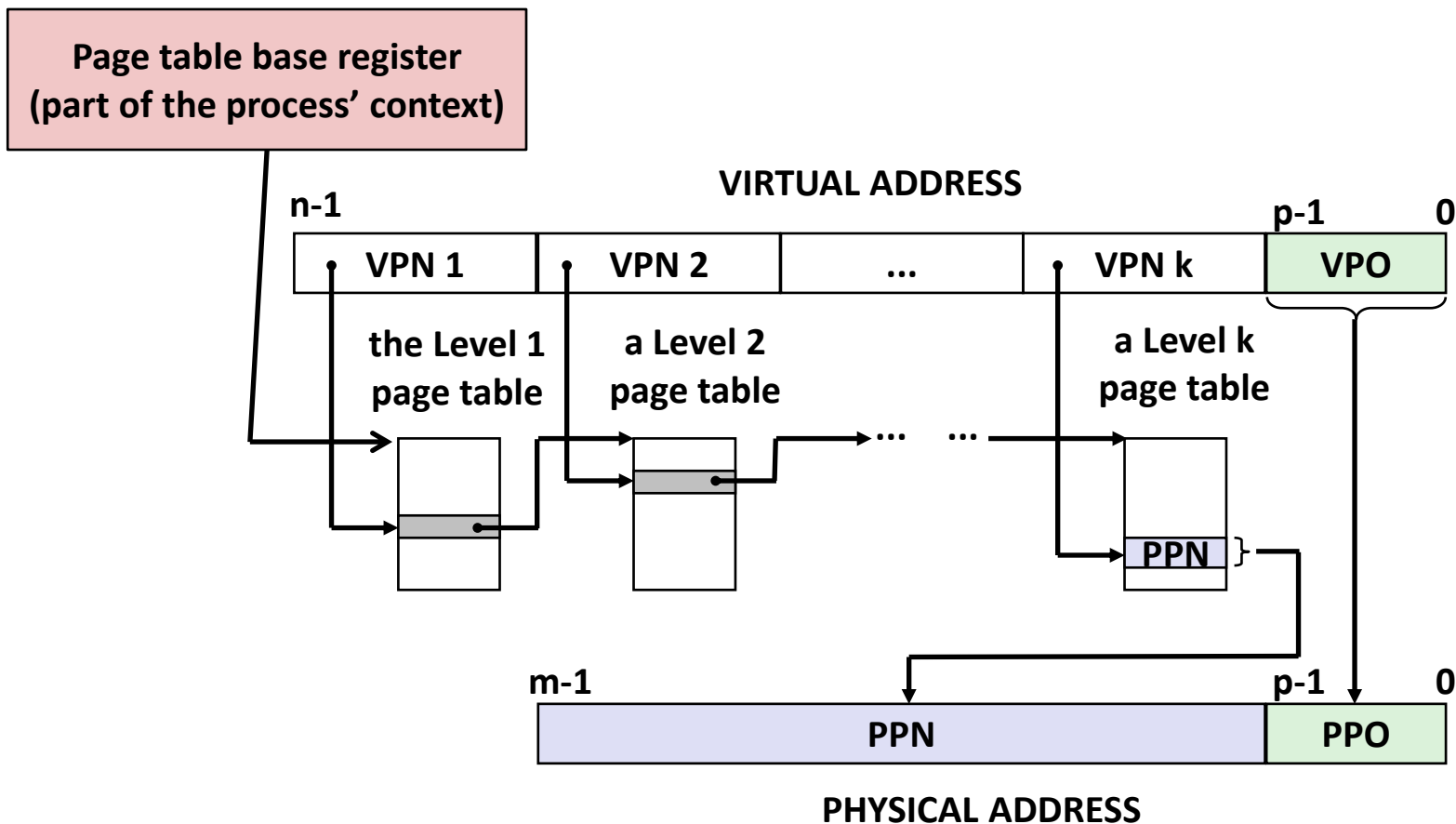
Review: Virtual Memory & Physical Memory



- A **page table** contains page table entries (PTEs) that map virtual pages to physical pages.

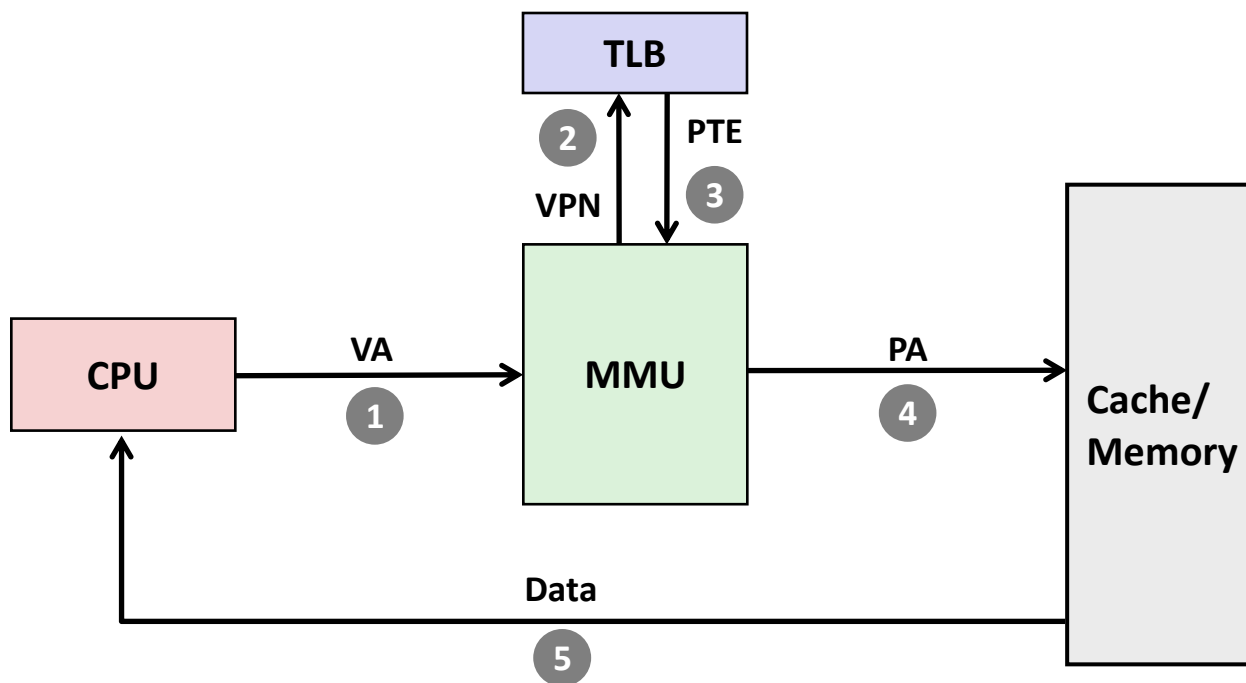
Review: Translating with a k-level Page Table

- Having multiple levels greatly reduces page table size



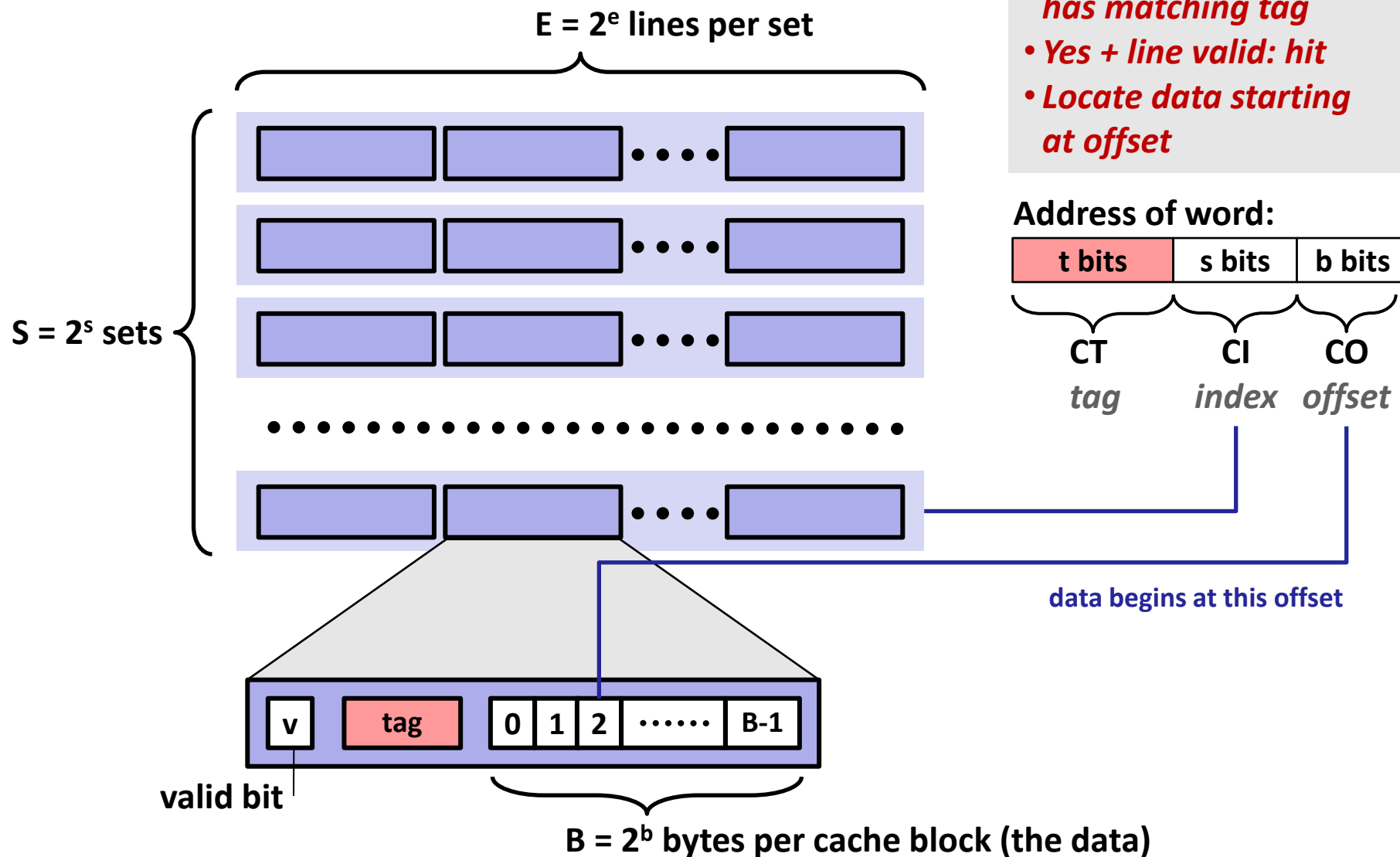
Review: Translation Lookaside Buffer (TLB)

- A small cache of page table entries with fast access by MMU



Typically, a **TLB hit** eliminates the k memory accesses required to do a page table lookup.

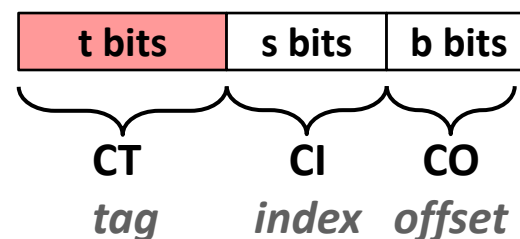
Recall: Set Associative Cache



Steps for a READ:

- Locate set
- Check if any line in set has matching tag
- Yes + line valid: hit
- Locate data starting at offset

Address of word:



Review of Symbols

Basic Parameters

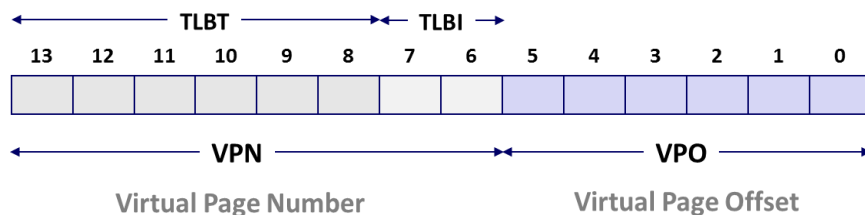
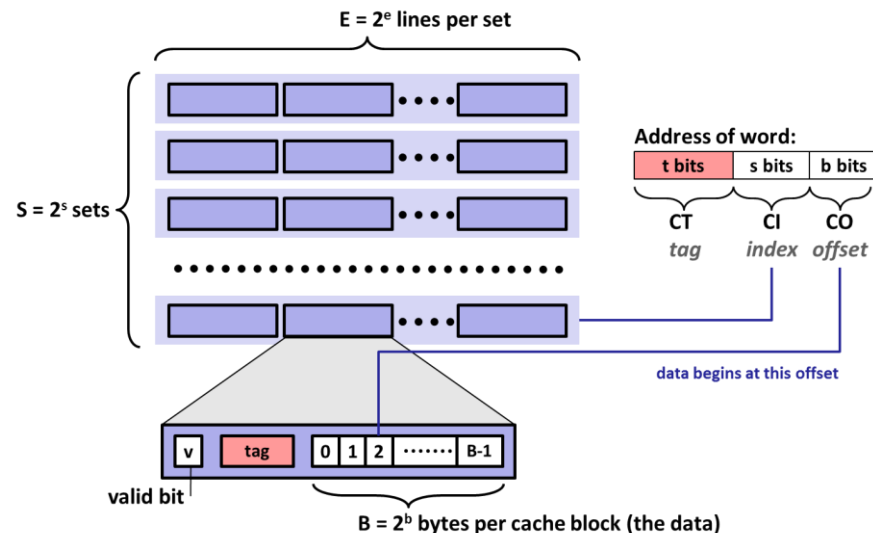
- $N = 2^n$: Number of addresses in virtual address space
- $M = 2^m$: Number of addresses in physical address space
- $P = 2^p$: Page size (bytes)

Components of the *virtual address* (VA)

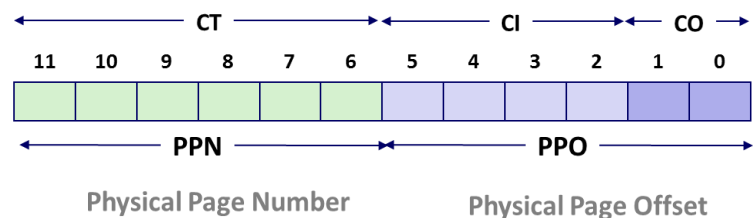
- TLBI: TLB index
- TLBT: TLB tag
- VPO: Virtual page offset
- VPN: Virtual page number

Components of the *physical address* (PA)

- PPO: Physical page offset (same as VPO)
- PPN: Physical page number
- CO: Byte offset within cache line
- CI: Cache index
- CT: Cache tag



(bits per field for our simple example)



Today

- **Simple memory system example** CSAPP 9.6.4
- **Case study: Core i7/Linux memory system** CSAPP 9.7
- **Memory mapping** CSAPP 9.8

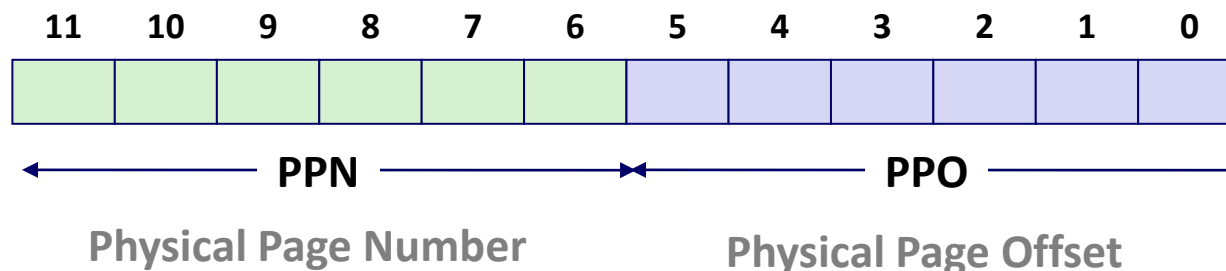
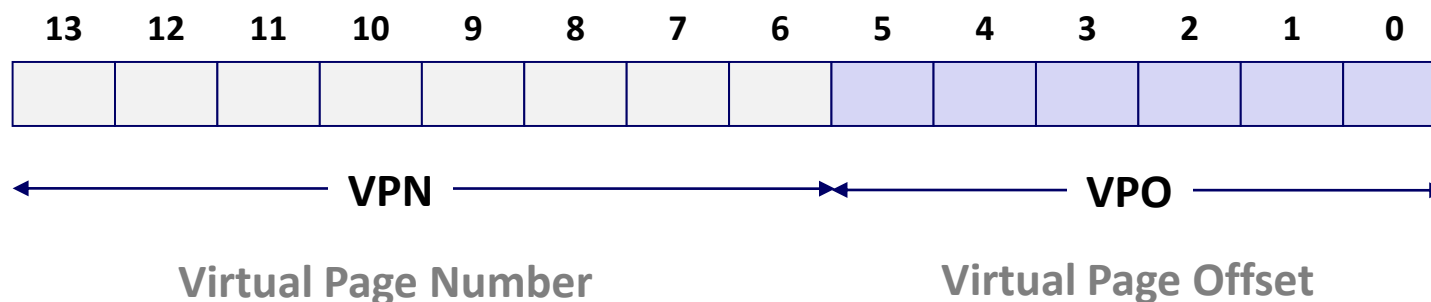
Simple Memory System Example

■ Addressing

- 14-bit virtual addresses
- 12-bit physical address
- Page size = 64 bytes

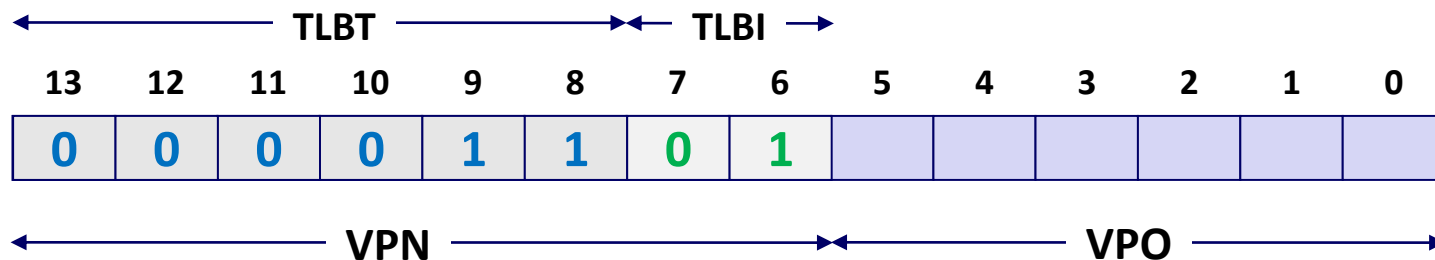
Why is the
VPO 6 bits?

Why is the
VPN 8 bits?



Simple Memory System TLB

- 16 entries
- 4-way associative



$$\text{VPN} = 0b1101 = 0x0D$$

Translation Lookaside Buffer (TLB)

Set	Tag	PPN	Valid	Tag	PPN	Valid	Tag	PPN	Valid	Tag	PPN	Valid
0	03	–	0	09	0D	1	00	–	0	07	02	1
1	03	2D	1	02	–	0	04	–	0	0A	–	0
2	02	–	0	08	–	0	06	–	0	03	–	0
3	07	–	0	03	0D	1	0A	34	1	02	–	0

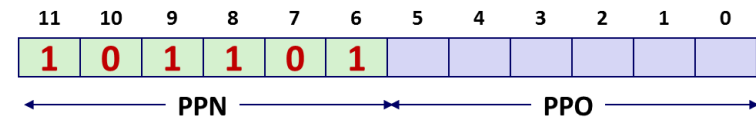
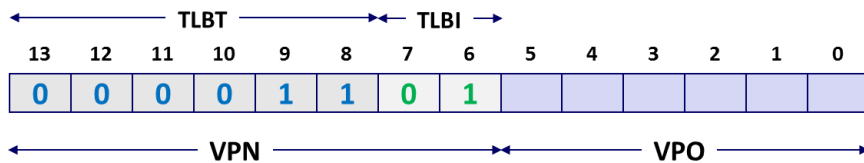
Simple Memory System Page Table

Only showing the first 16 entries (out of 256)

<i>VPN</i>	<i>PPN</i>	<i>Valid</i>
00	28	1
01	–	0
02	33	1
03	02	1
04	–	0
05	16	1
06	–	0
07	–	0

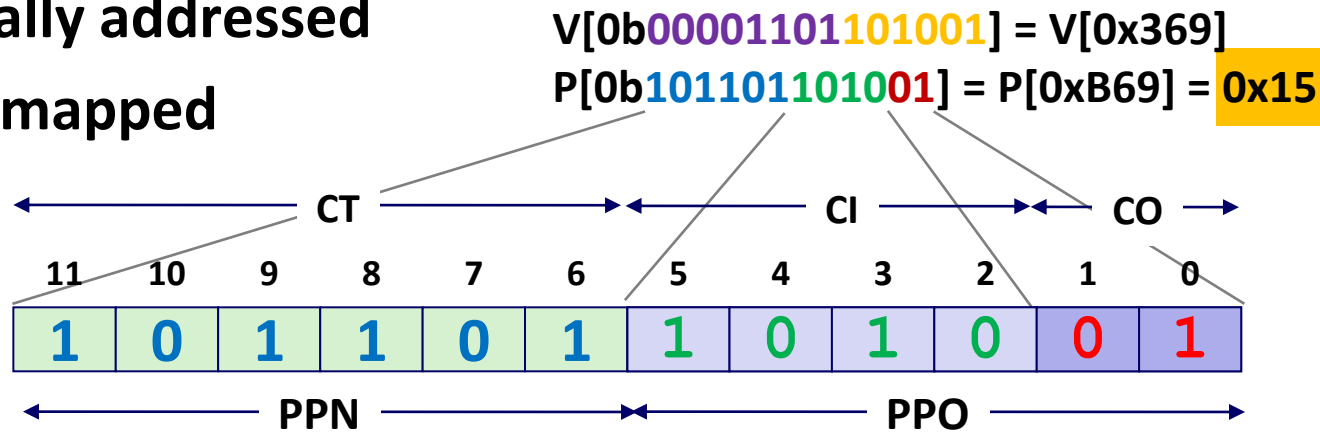
<i>VPN</i>	<i>PPN</i>	<i>Valid</i>
08	13	1
09	17	1
0A	09	1
0B	–	0
0C	–	0
0D	2D	1
0E	11	1
0F	0D	1

0x0D → 0x2D



Simple Memory System Cache

- 16 lines, 4-byte cache line size
- Physically addressed
- Direct mapped

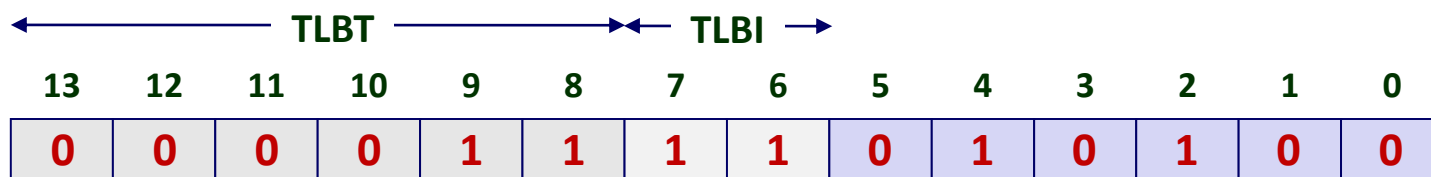


<i>Idx</i>	<i>Tag</i>	<i>Valid</i>	<i>B0</i>	<i>B1</i>	<i>B2</i>	<i>B3</i>
0	19	1	99	11	23	11
1	15	0	–	–	–	–
2	1B	1	00	02	04	08
3	36	0	–	–	–	–
4	32	1	43	6D	8F	09
5	0D	1	36	72	F0	1D
6	31	0	–	–	–	–
7	16	1	11	C2	DF	03

<i>Idx</i>	<i>Tag</i>	<i>Valid</i>	<i>B0</i>	<i>B1</i>	<i>B2</i>	<i>B3</i>
8	24	1	3A	00	51	89
9	2D	0	–	–	–	–
A	2D	1	93	15	DA	3B
B	0B	0	–	–	–	–
C	12	0	–	–	–	–
D	16	1	04	96	34	15
E	13	1	83	77	1B	D3
F	14	0	–	–	–	–

Address Translation Example

Virtual Address: 0x03D4

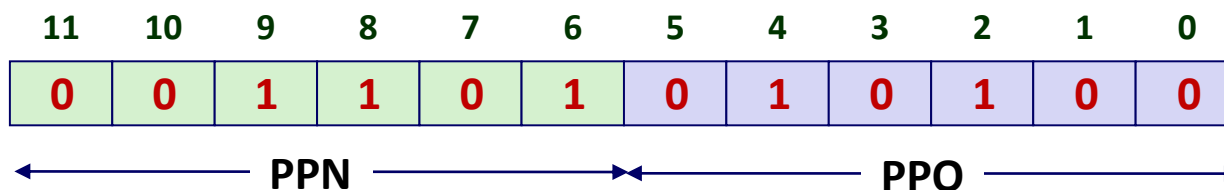


VPN 0x0F TLBI 0x3 TLBT 0x03 TLB Hit? Y Page Fault? N PPN: 0x0D

TLB

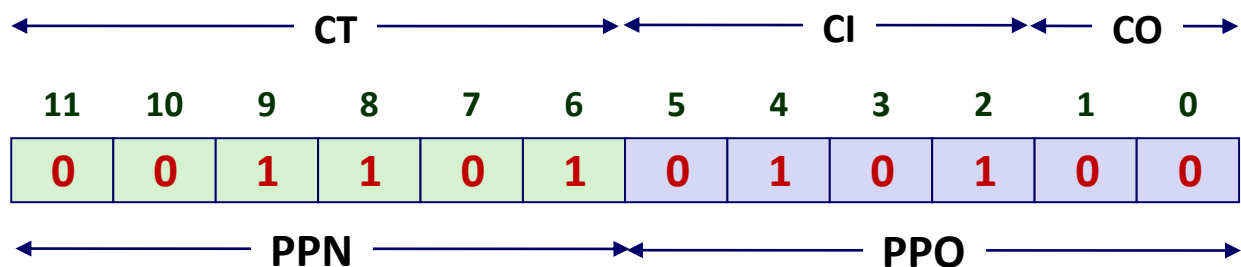
Set	Tag	PPN	Valid	Tag	PPN	Valid	Tag	PPN	Valid	Tag	PPN	Valid
0	03	-	0	09	0D	1	00	-	0	07	02	1
1	03	2D	1	02	-	0	04	-	0	0A	-	0
2	02	-	0	08	-	0	06	-	0	03	-	0
3	07	-	0	03	0D	1	0A	34	1	02	-	0

Physical Address



Address Translation Example

Physical Address



CO 0 CI 0x5 CT 0x0D Hit? Y Byte: 0x36

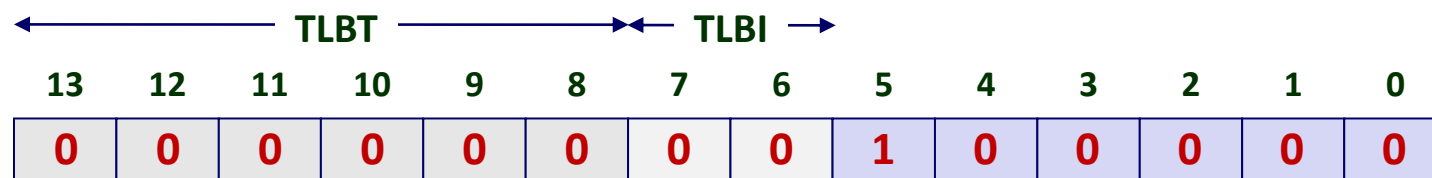
Cache

Idx	Tag	Valid	B0	B1	B2	B3
0	19	1	99	11	23	11
1	15	0	-	-	-	-
2	1B	1	00	02	04	08
3	36	0	-	-	-	-
4	32	1	43	6D	8F	09
5	0D	1	36	72	F0	1D
6	31	0	-	-	-	-
7	16	1	11	C2	DF	03

Idx	Tag	Valid	B0	B1	B2	B3
8	24	1	3A	00	51	89
9	2D	0	-	-	-	-
A	2D	1	93	15	DA	3B
B	0B	0	-	-	-	-
C	12	0	-	-	-	-
D	16	1	04	96	34	15
E	13	1	83	77	1B	D3
F	14	0	-	-	-	-

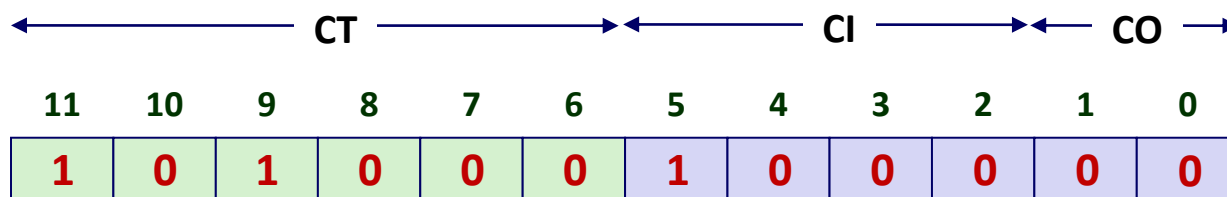
Address Translation Example: TLB/Cache Miss

Virtual Address: 0x0020



VPN 0x00 TLBI 0 TLBT 0x00 TLB Hit? N Page Fault? N PPN: 0x28

Physical Address



CO 0 CI 0x8 CT 0x28 Hit? __ Byte: _____

Page table

VPN	PPN	Valid
00	28	1
01	-	0
02	33	1
03	02	1
04	-	0
05	16	1
06	-	0
07	-	0

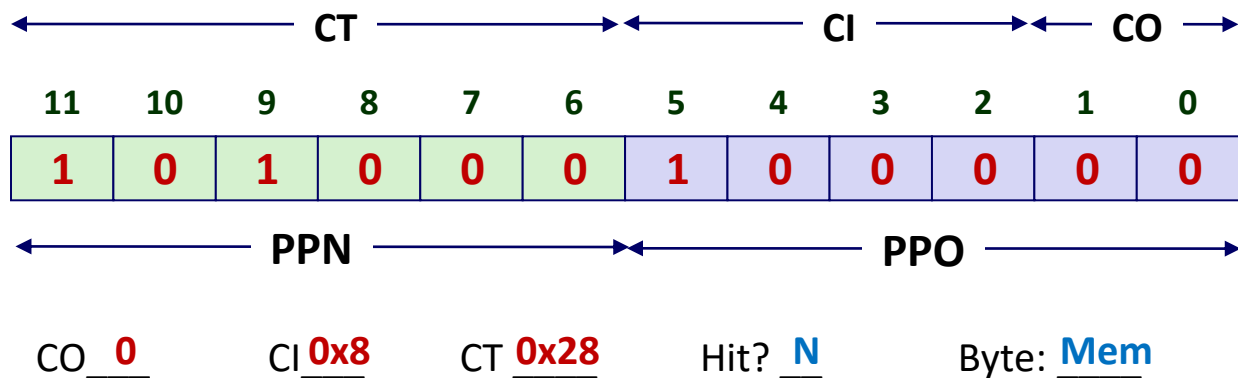
Address Translation Example: TLB/Cache Miss

Cache

<i>Idx</i>	<i>Tag</i>	<i>Valid</i>	<i>B0</i>	<i>B1</i>	<i>B2</i>	<i>B3</i>
0	19	1	99	11	23	11
1	15	0	–	–	–	–
2	1B	1	00	02	04	08
3	36	0	–	–	–	–
4	32	1	43	6D	8F	09
5	0D	1	36	72	F0	1D
6	31	0	–	–	–	–
7	16	1	11	C2	DF	03

<i>Idx</i>	<i>Tag</i>	<i>Valid</i>	<i>B0</i>	<i>B1</i>	<i>B2</i>	<i>B3</i>
8	24	1	3A	00	51	89
9	2D	0	–	–	–	–
A	2D	1	93	15	DA	3B
B	0B	0	–	–	–	–
C	12	0	–	–	–	–
D	16	1	04	96	34	15
E	13	1	83	77	1B	D3
F	14	0	–	–	–	–

Physical Address



Virtual Memory Exam Question

Problem 5. (10 points):

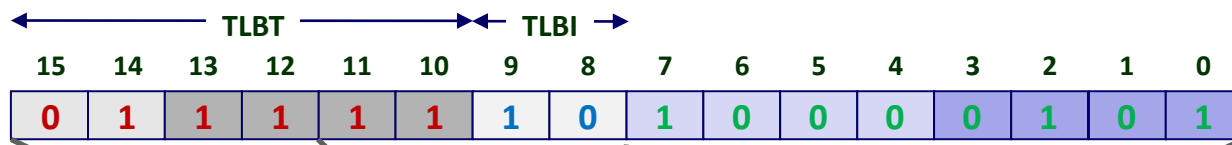
Assume a System that has

1. A two way set associative TLB
2. A TLB with 8 total entries
3. 2^8 byte page size
4. 2^{16} bytes of virtual memory
5. one (or more) boats



Hex	Decimal	Binary
0	0	0000
1	1	0001
2	2	0010
3	3	0011
4	4	0100
5	5	0101
6	6	0110
7	7	0111
8	8	1000
9	9	1001
A	10	1010
B	11	1011
C	12	1100
D	13	1101
E	14	1110
F	15	1111

TLB			
Index	Tag	PPN	Valid
0	0x13	0x30	1
	0x34	0x58	0
1	0x1F	0x80	0
	0x2A	0x72	1
2	0x1F	0x95	1
	0x20	0xAA	0
3	0x3F	0x20	1
	0x3E	0xFF	0



A. Use the TLB to fill in the table. Strike out anything that you don't have enough information to fill in.

Virtual Address	Physical Address
0x7E85	0x9585
0xD301	-----
0x4C20	0x3020
0xD040	-----
-----	0x5830

$0x7E85 = 0x0111111010000101$ →

TLBI = 0x2

TLBT = 0x1F

$0x7E85 \rightarrow 0x9585$

Exam: <http://www.cs.cmu.edu/~213/oldexams/exam2b-s11.pdf> (solution)

Quiz Time!

Check out:

Canvas > Day 14 – VM Concepts

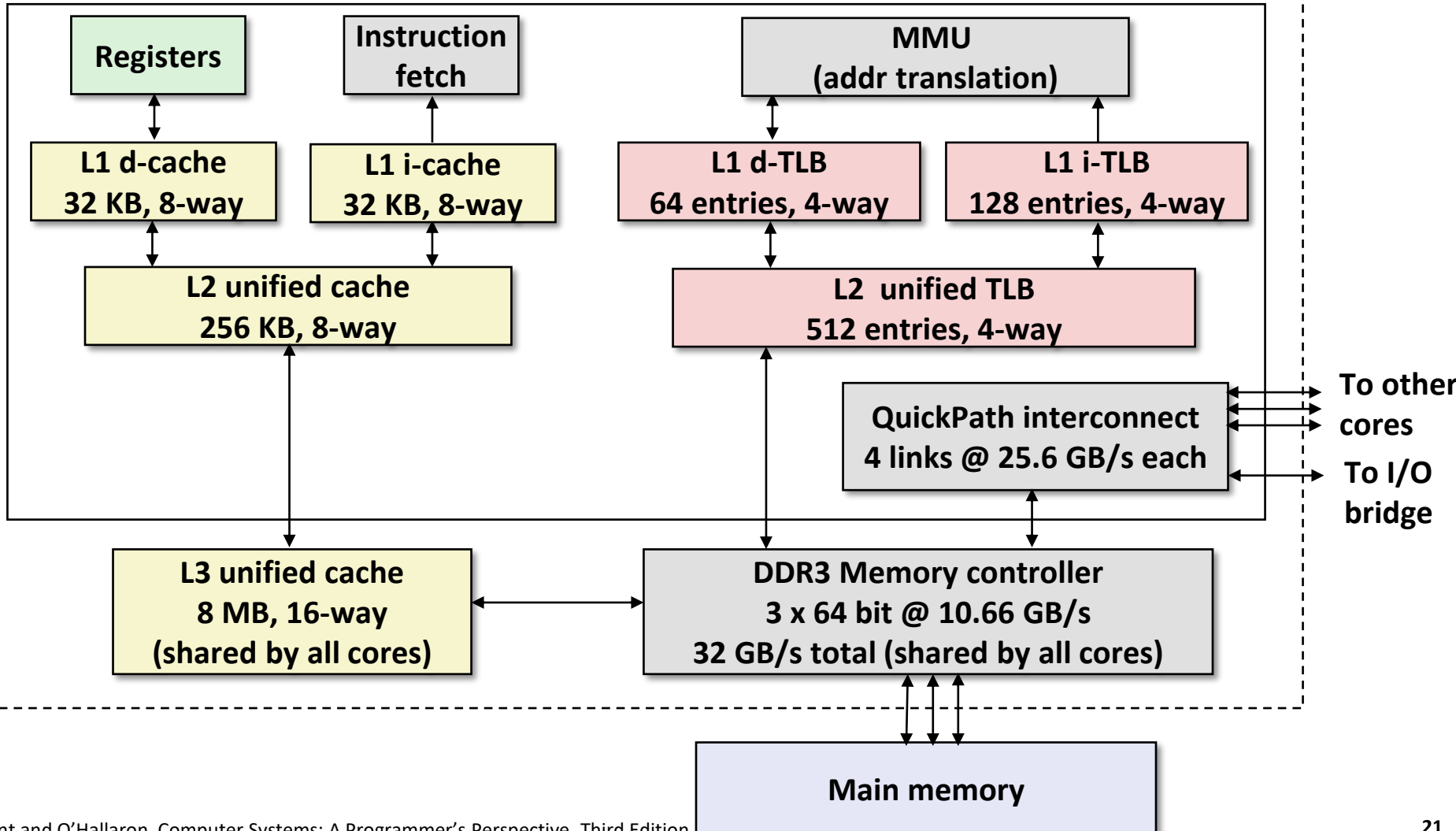
Today

- Simple memory system example
- **Case study: Core i7/Linux memory system**
- Memory mapping

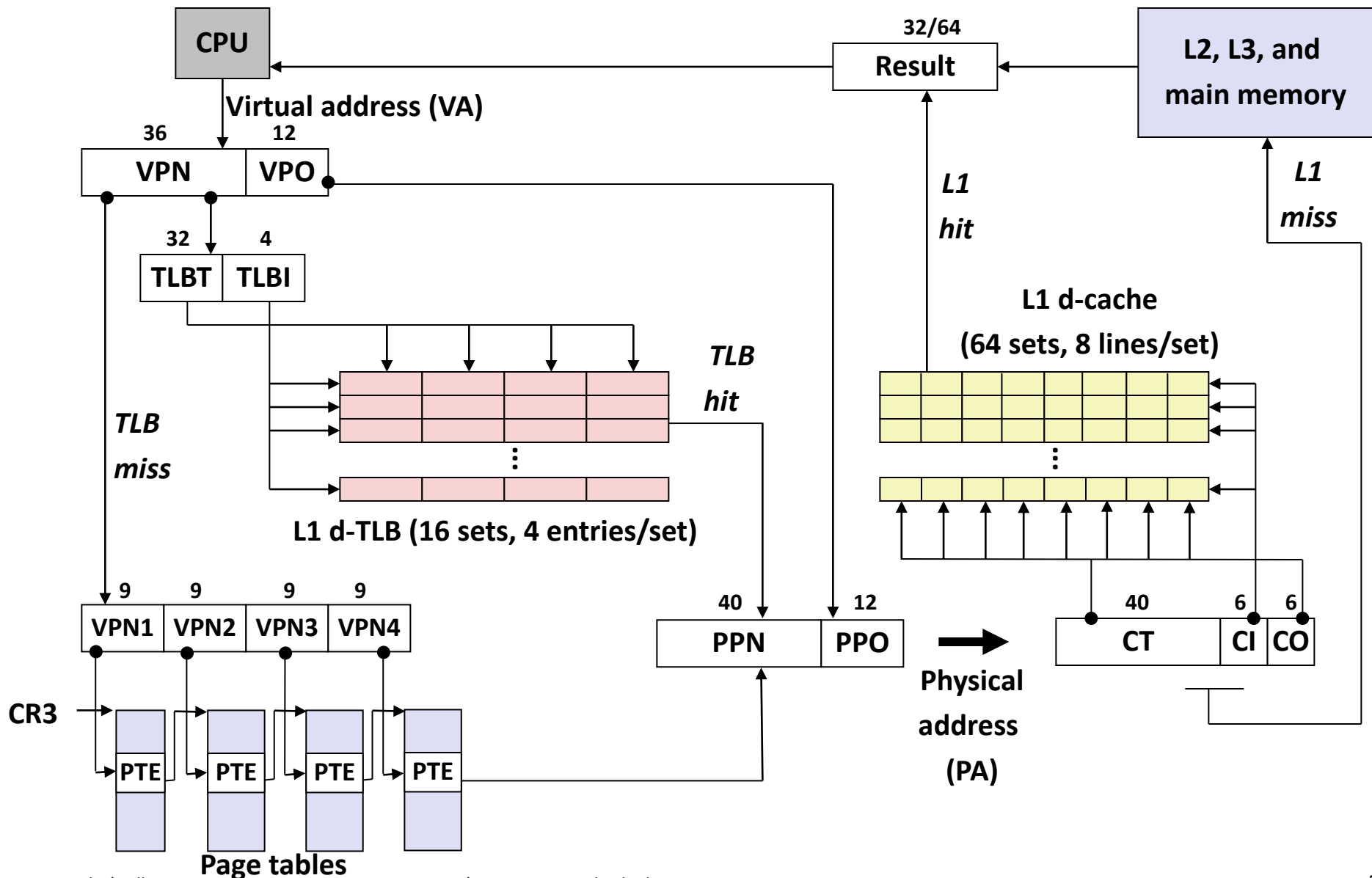
Intel Core i7 Memory System

Processor package

Core x4



End-to-end Core i7 Address Translation



Core i7 Level 1-3 Page Table Entries

63	62	52	51	12	11	9	8	7	6	5	4	3	2	1	0
XD	Unused	Page table physical base address			Unused	G	PS		A	CD	WT	U/S	R/W	P=1	
Available for OS (page table location on disk)														P=0	

Each entry references a 4K child page table. Significant fields:

P: Child page table present in physical memory (1) or not (0).

R/W: Read-only or read-write access access permission for all reachable pages.

U/S: user or supervisor (kernel) mode access permission for all reachable pages.

WT: Write-through or write-back cache policy for the child page table.

A: Reference bit (set by MMU on reads and writes, cleared by software).

PS: Page size either 4 KB or 4 MB (defined for Level 1 PTEs only).

Page table physical base address: 40 most significant bits of physical page table address (forces page tables to be 4KB aligned)

XD: Disable or enable instruction fetches from all pages reachable from this PTE.

Core i7 Level 4 Page Table Entries

63	62	52	51	12	11	9	8	7	6	5	4	3	2	1	0
XD	Unused	Page physical base address			Unused	G		D	A	CD	WT	U/S	R/W	P=1	
Available for OS (page location on disk)														P=0	

Each entry references a 4K child page. Significant fields:

P: Child page is present in memory (1) or not (0)

R/W: Read-only or read-write access permission for child page

U/S: User or supervisor mode access

WT: Write-through or write-back cache policy for this page

A: Reference bit (set by MMU on reads and writes, cleared by software)

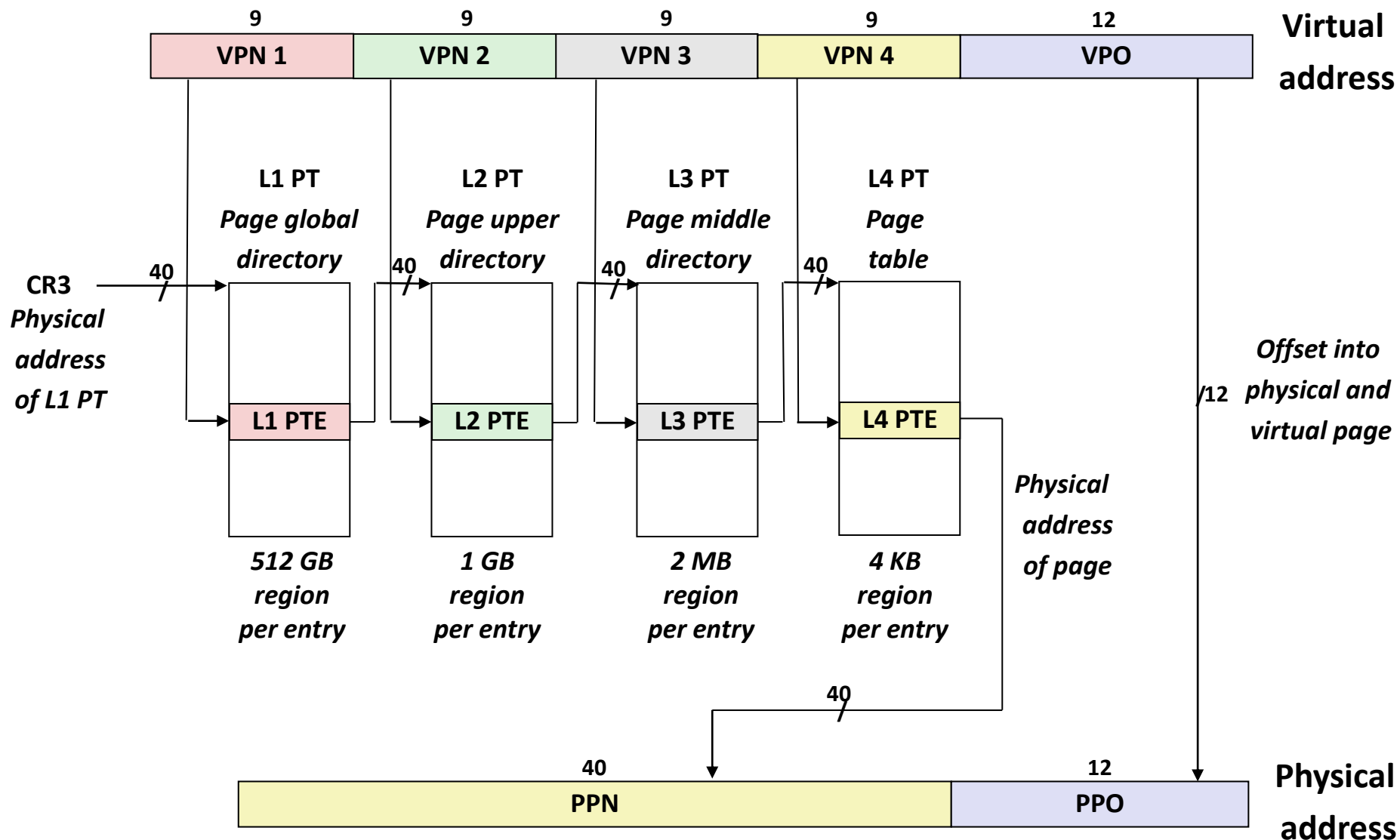
D: Dirty bit (set by MMU on writes, cleared by software)

G: Global page (don't evict from TLB on task switch)

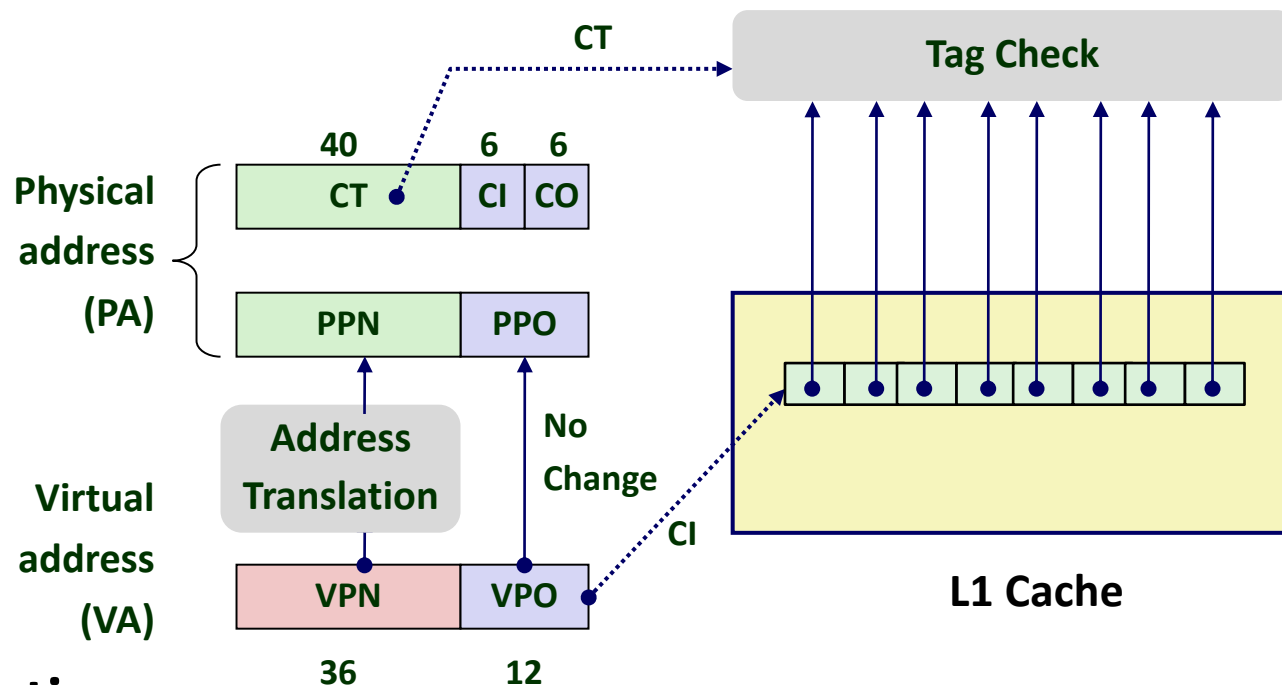
Page physical base address: 40 most significant bits of physical page address
(forces pages to be 4KB aligned)

XD: Disable or enable instruction fetches from this page.

Core i7 Page Table Translation



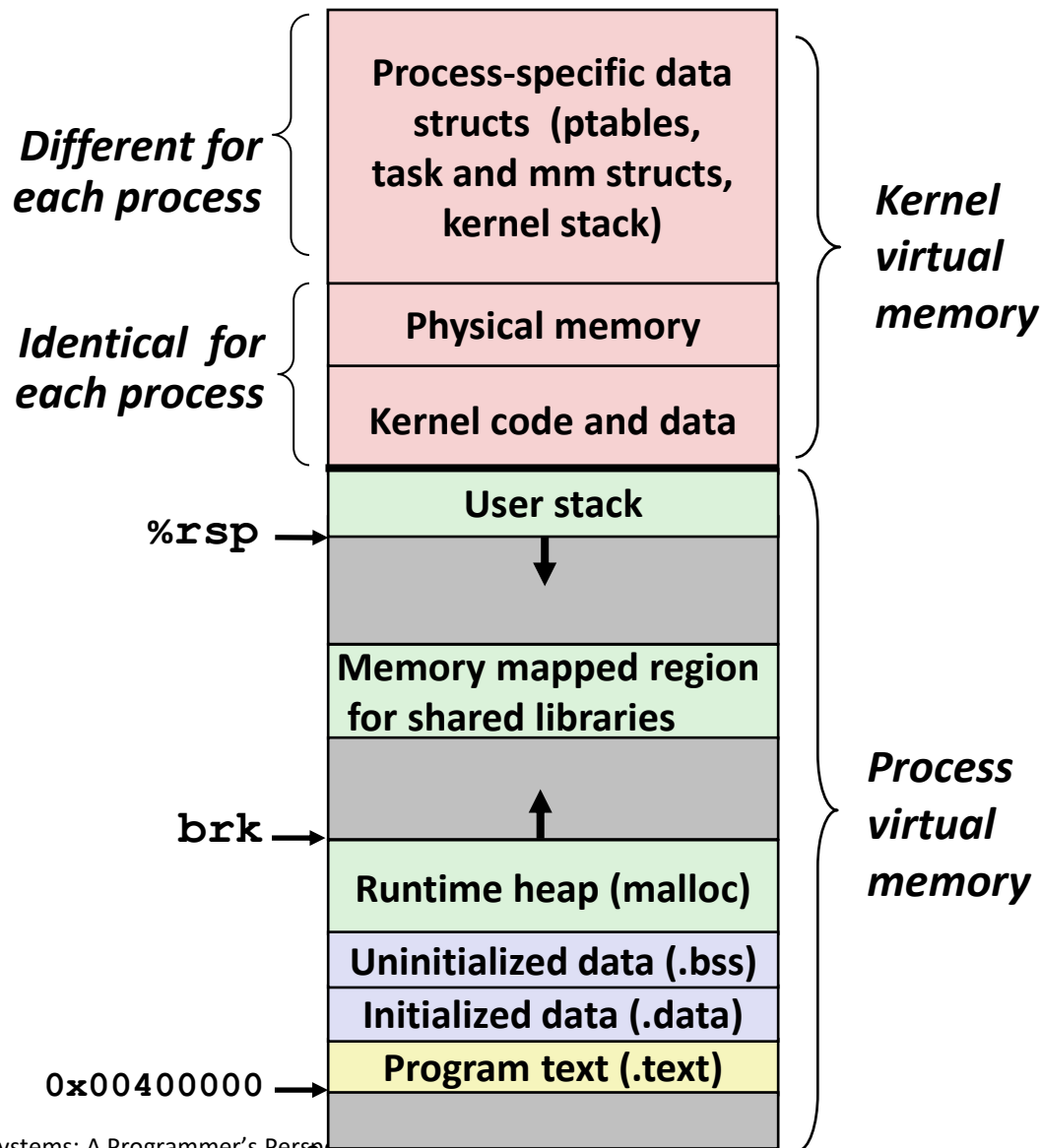
Cute Trick for Speeding Up L1 Access



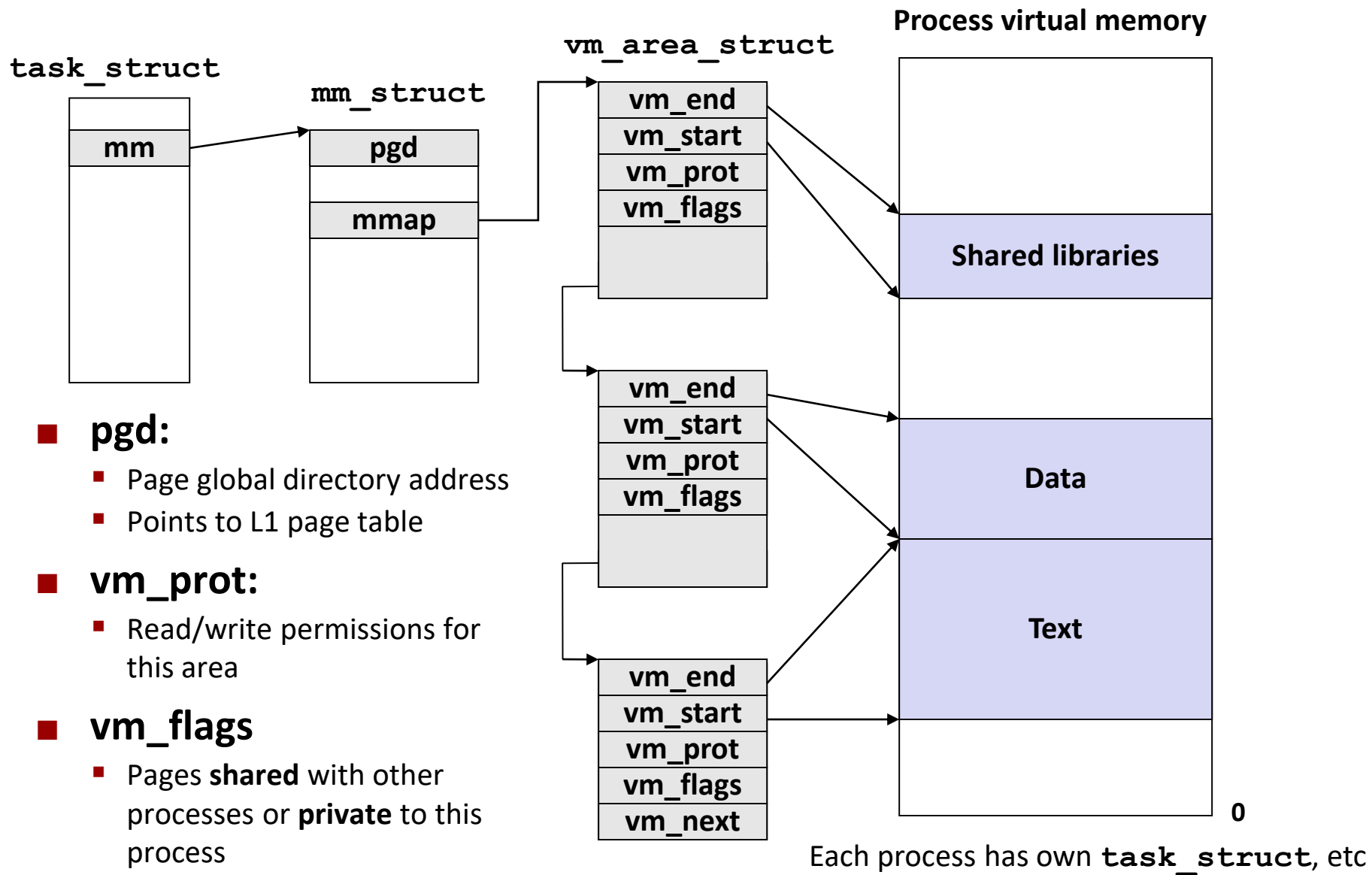
■ Observation

- Bits that determine CI identical in virtual and physical address
- Can index into cache while address translation taking place
- Generally we hit in TLB, so PPN bits (CT bits) available quickly
- ***“Virtually indexed, physically tagged”***
- Cache carefully sized to make this possible

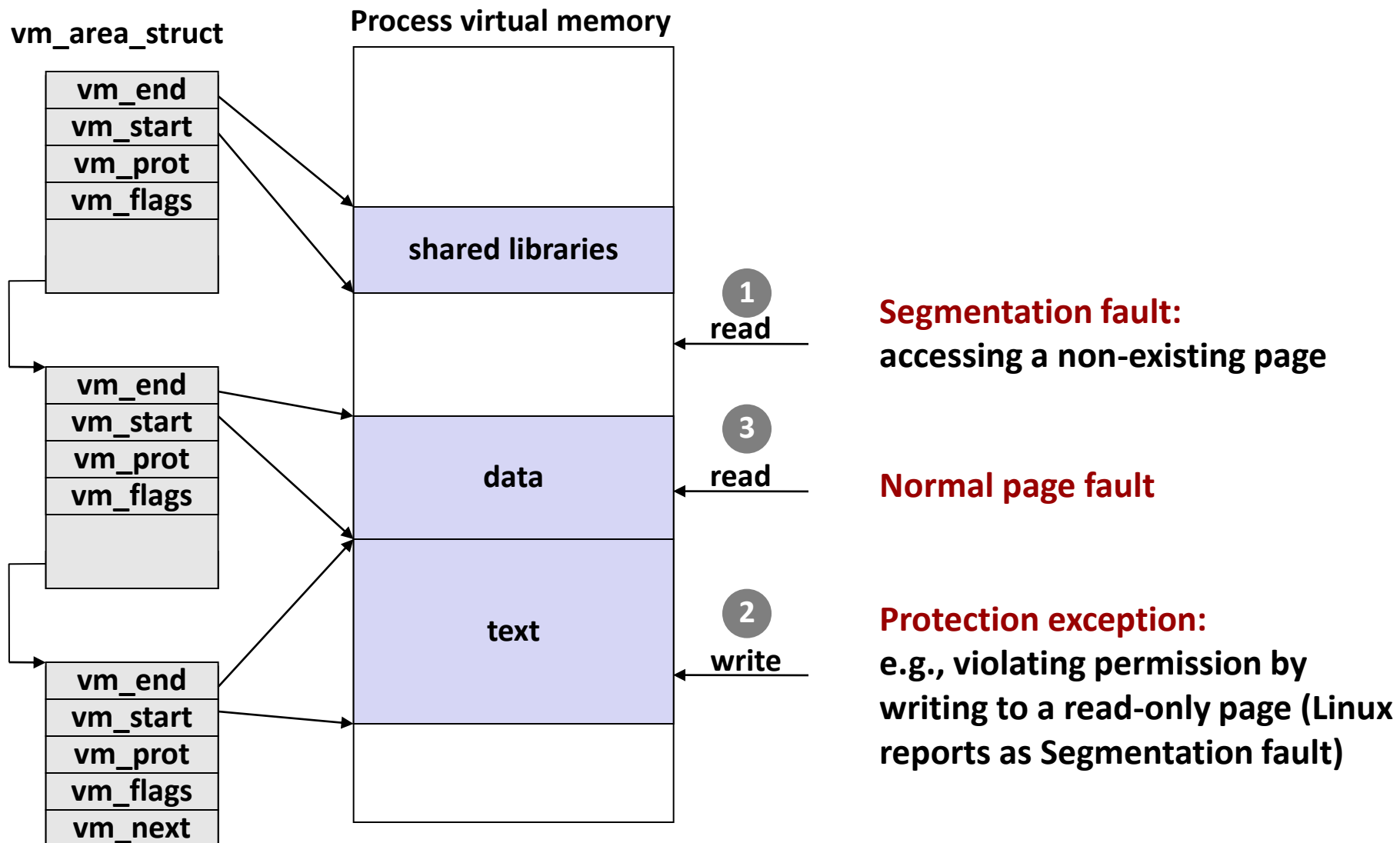
Virtual Address Space of a Linux Process



Linux Organizes VM as Collection of “Areas”



Linux Page Fault Handling



Today

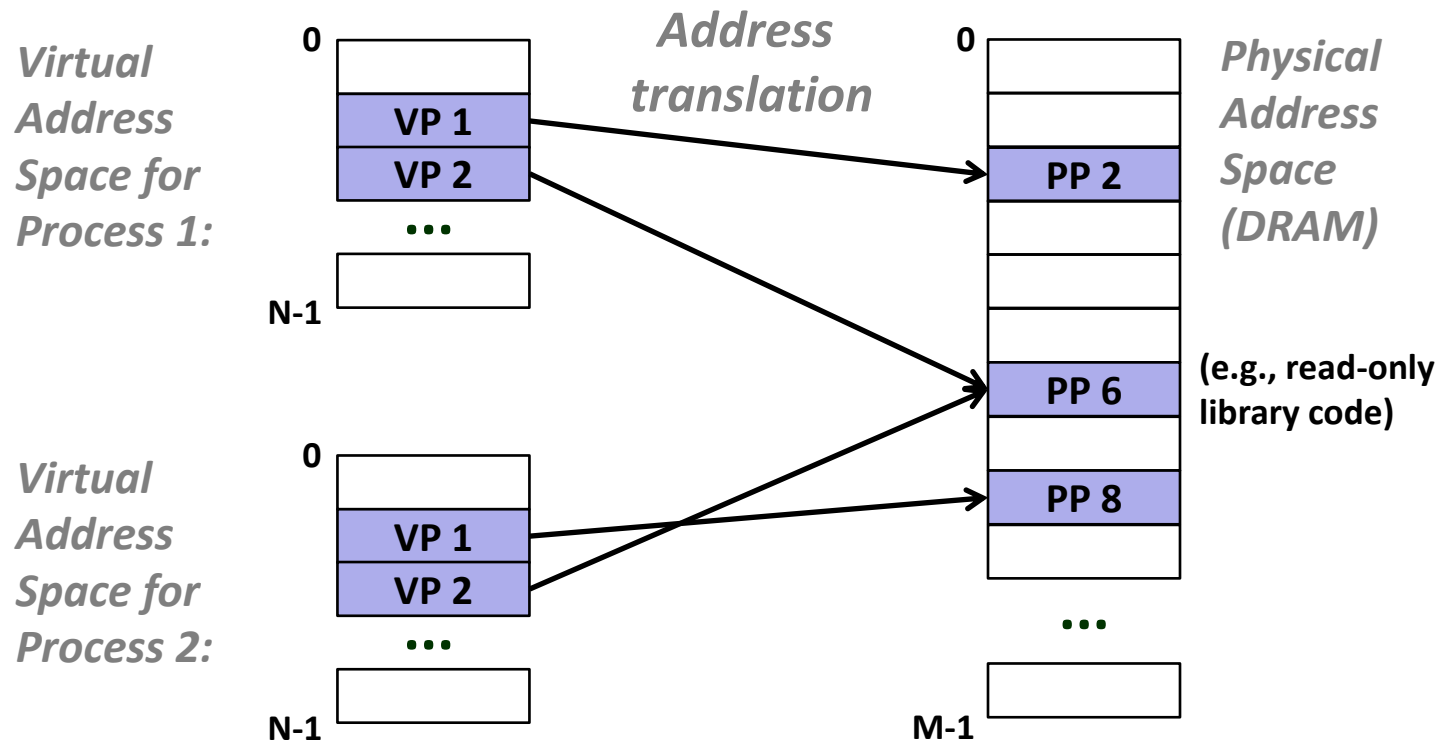
- Simple memory system example
- Case study: Core i7/Linux memory system
- **Memory mapping**

Memory Mapping

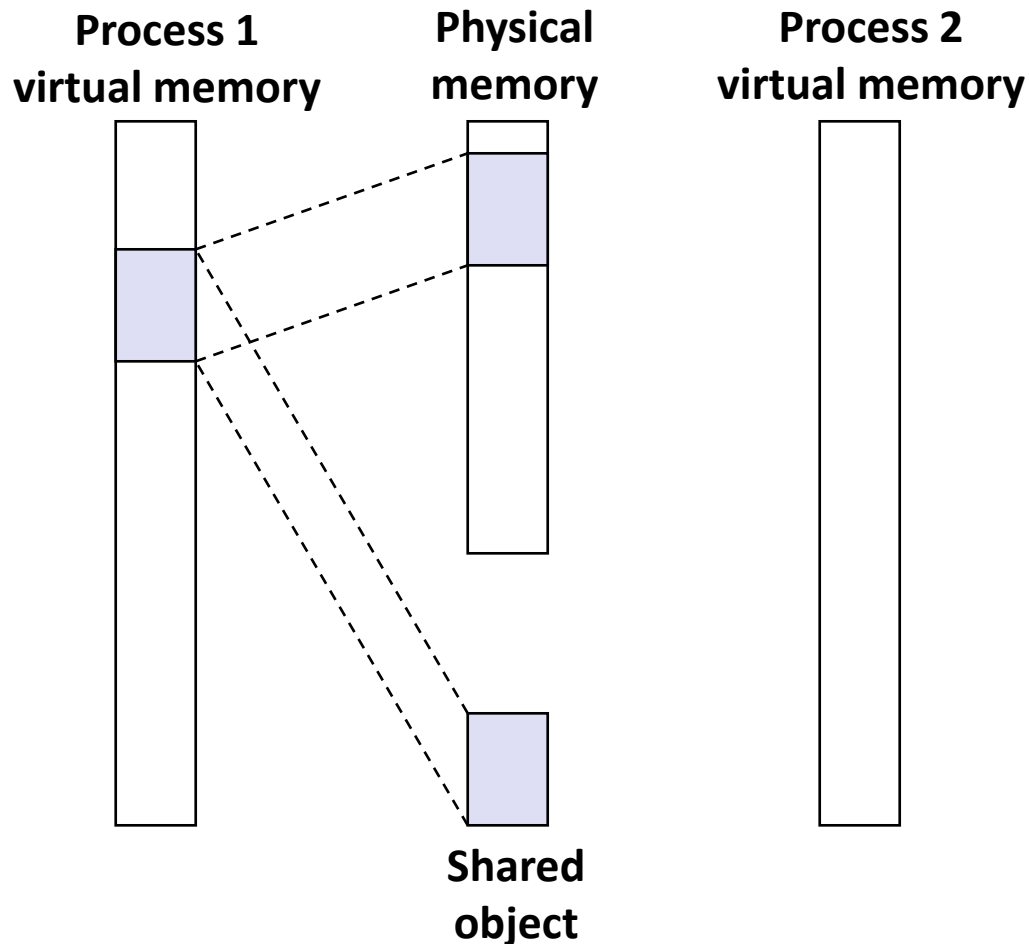
- VM areas initialized by associating them with disk objects.
 - Called *memory mapping*
- Area can be *backed by* (i.e., get its initial values from) :
 - *Regular file* on disk (e.g., an executable object file)
 - Initial page bytes come from a section of a file
 - *Anonymous file* (e.g., nothing)
 - First fault will allocate a physical page full of 0's (*demand-zero page*)
 - Once the page is written to (*dirtied*), it is like any other page
- Dirty pages are copied back and forth between memory and a special *swap file*.

Review: Memory Management & Protection

- Code and data can be isolated or shared among processes

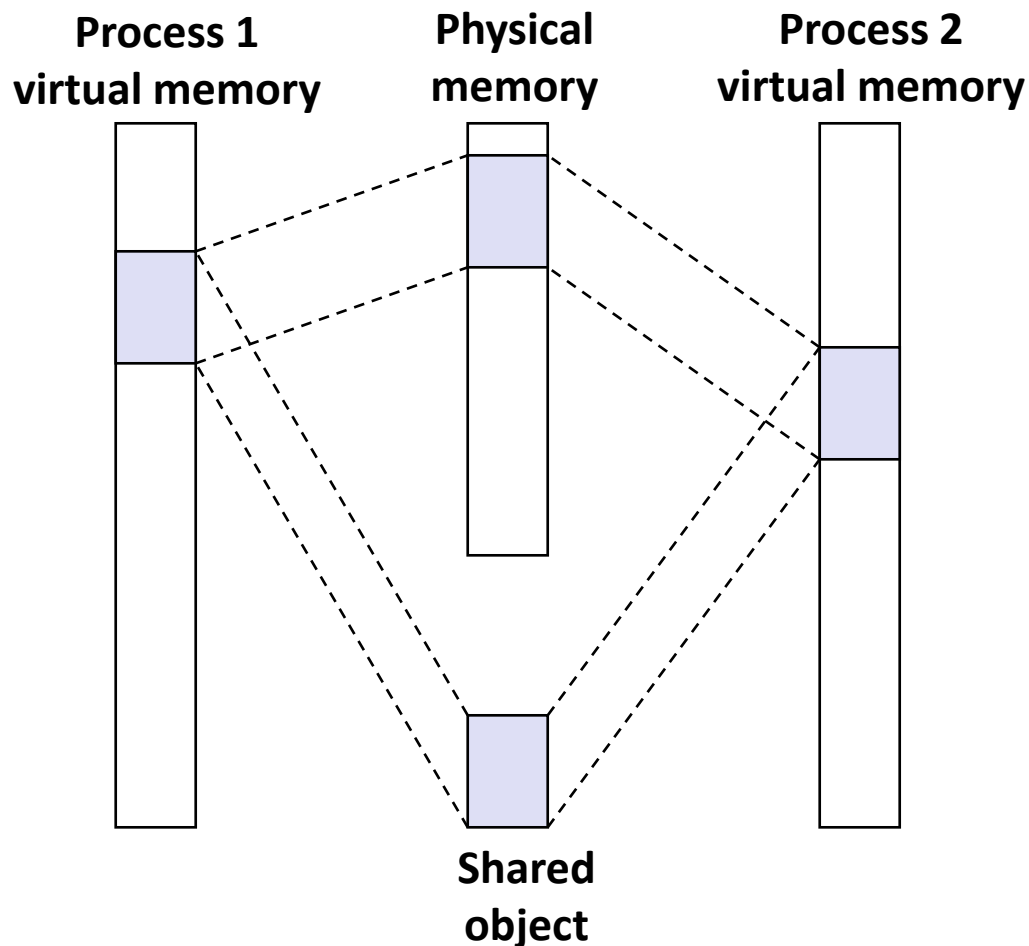


Sharing Revisited: Shared Objects



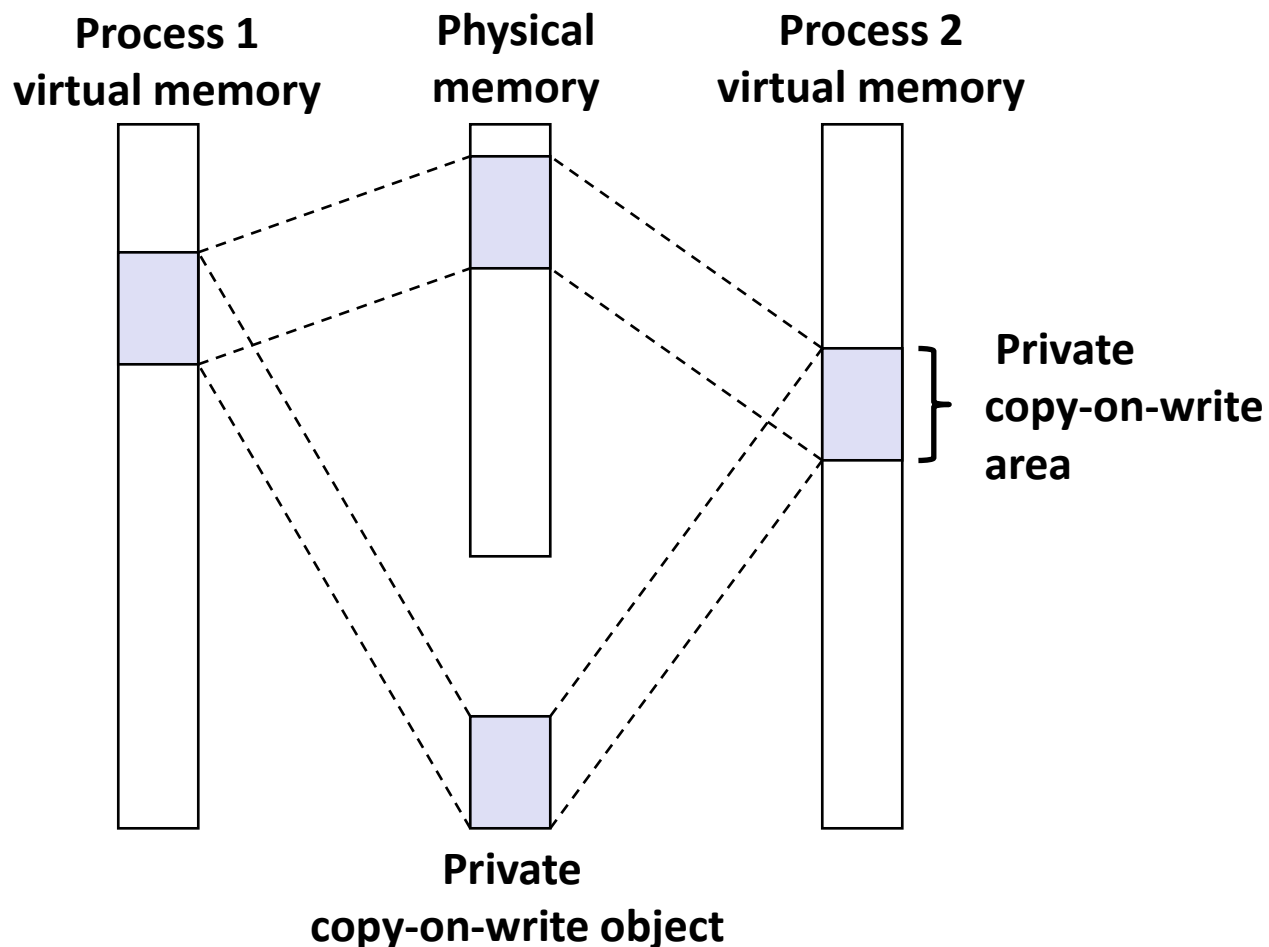
- **Process 1 maps the shared object (on disk).**

Sharing Revisited: Shared Objects



- **Process 2 maps the same shared object.**
- **Notice how the virtual addresses can be different.**
- **But, difference must be multiple of page size.**

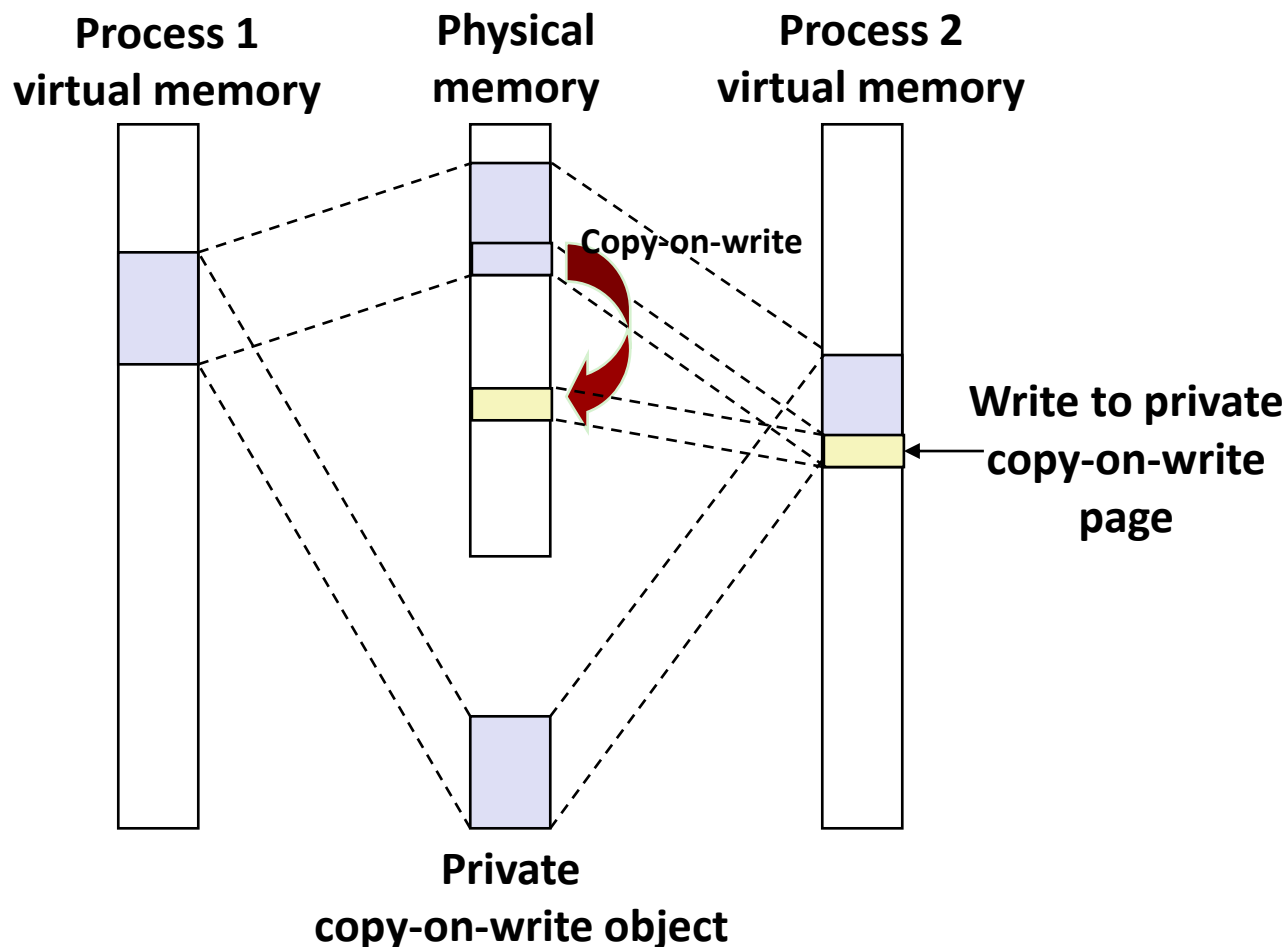
Sharing Revisited: Private Copy-on-write (COW) Objects



- Two processes mapping a *private copy-on-write (COW)* object
- Area flagged as private copy-on-write
- PTEs in private areas are flagged as read-only

Sharing Revisited:

Private Copy-on-write (COW) Objects



- Instruction writing to private page triggers protection fault.
- Handler creates new R/W page.
- Instruction restarts upon handler return.
- Copying deferred as long as possible!

Finding Shareable Pages

■ Kernel Same-Page Merging

- OS scans through all of physical memory, looking for duplicate pages
- When found, merge into single copy, marked as copy-on-write
- Implemented in Linux kernel in 2009
- Limited to pages marked as likely candidates
- Especially useful when processor running many virtual machines

User-Level Memory Mapping

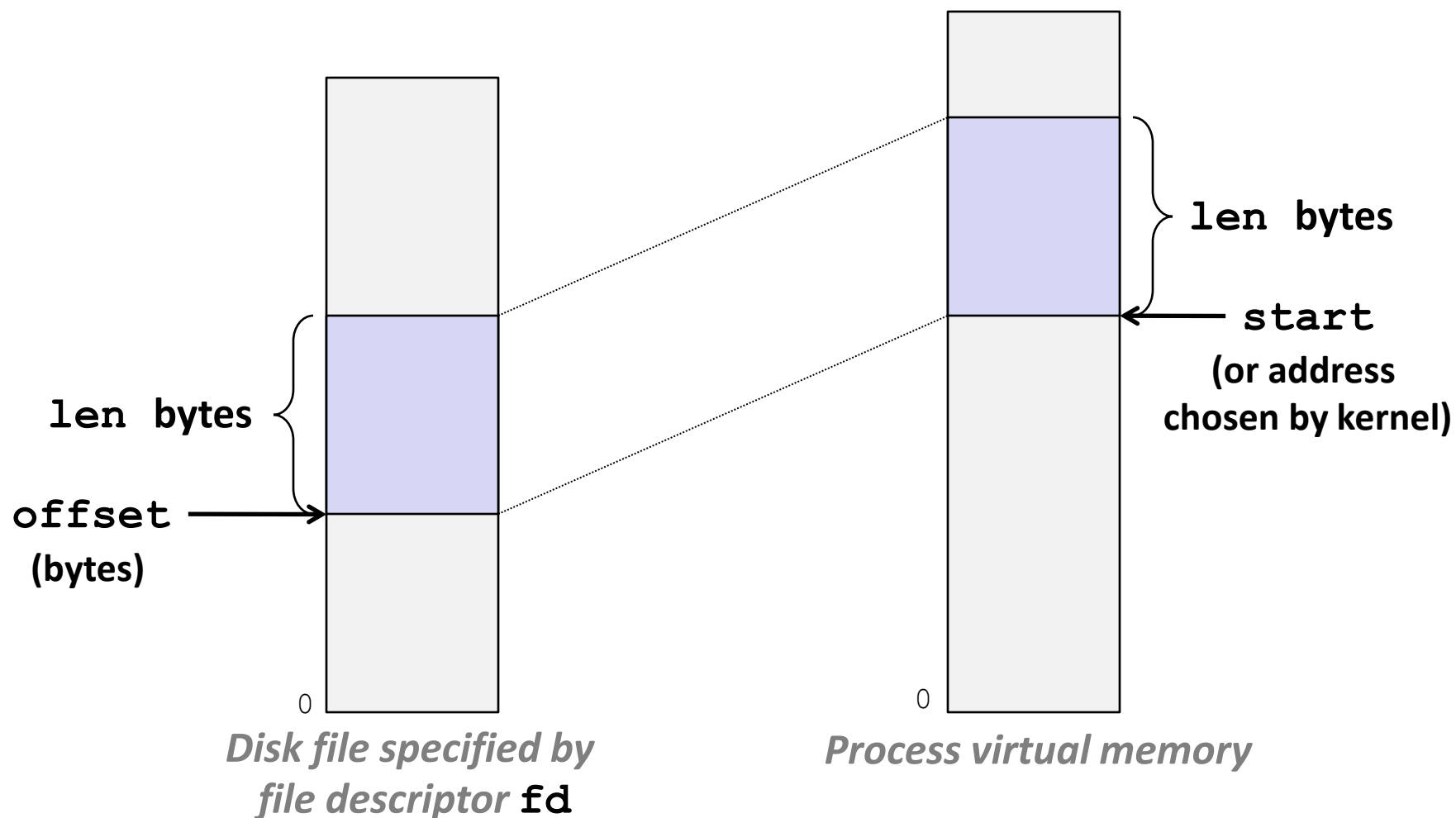
```
void *mmap(void *start, int len,  
           int prot, int flags, int fd, int offset)
```

- **Map `len` bytes starting at offset `offset` of the file specified by file description `fd`, preferably at address `start`**
 - `start`: may be 0 for “pick an address”
 - `prot`: `PROT_READ`, `PROT_WRITE`, `PROT_EXEC`, ...
 - `flags`: `MAP_ANON`, `MAP_PRIVATE`, `MAP_SHARED`, ...

- **Return a pointer to start of mapped area (may not be `start`)**

User-Level Memory Mapping

```
void *mmap(void *start, int len,  
           int prot, int flags, int fd, int offset)
```



Uses of mmap

■ Reading big files

- Uses paging mechanism to bring files into memory

■ Shared data structures

- When call with **MAP_SHARED** flag
 - Multiple processes have access to same region of memory
 - Risky!

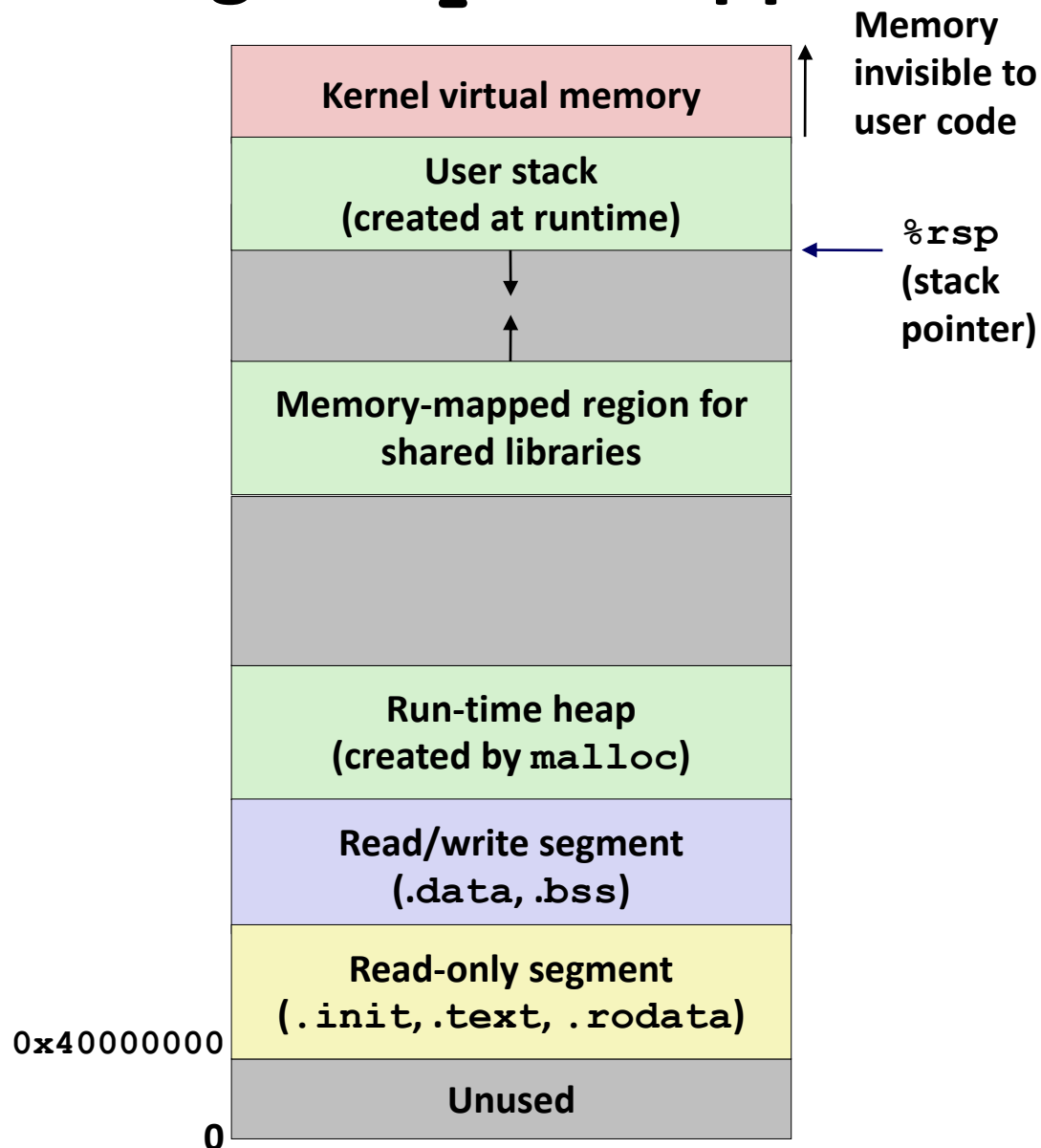
■ File-based data structures

- E.g., database
- Give `prot` argument **PROT_READ | PROT_WRITE**
- When unmap region, file will be updated via write-back
- Can implement load from file / update / write back to file

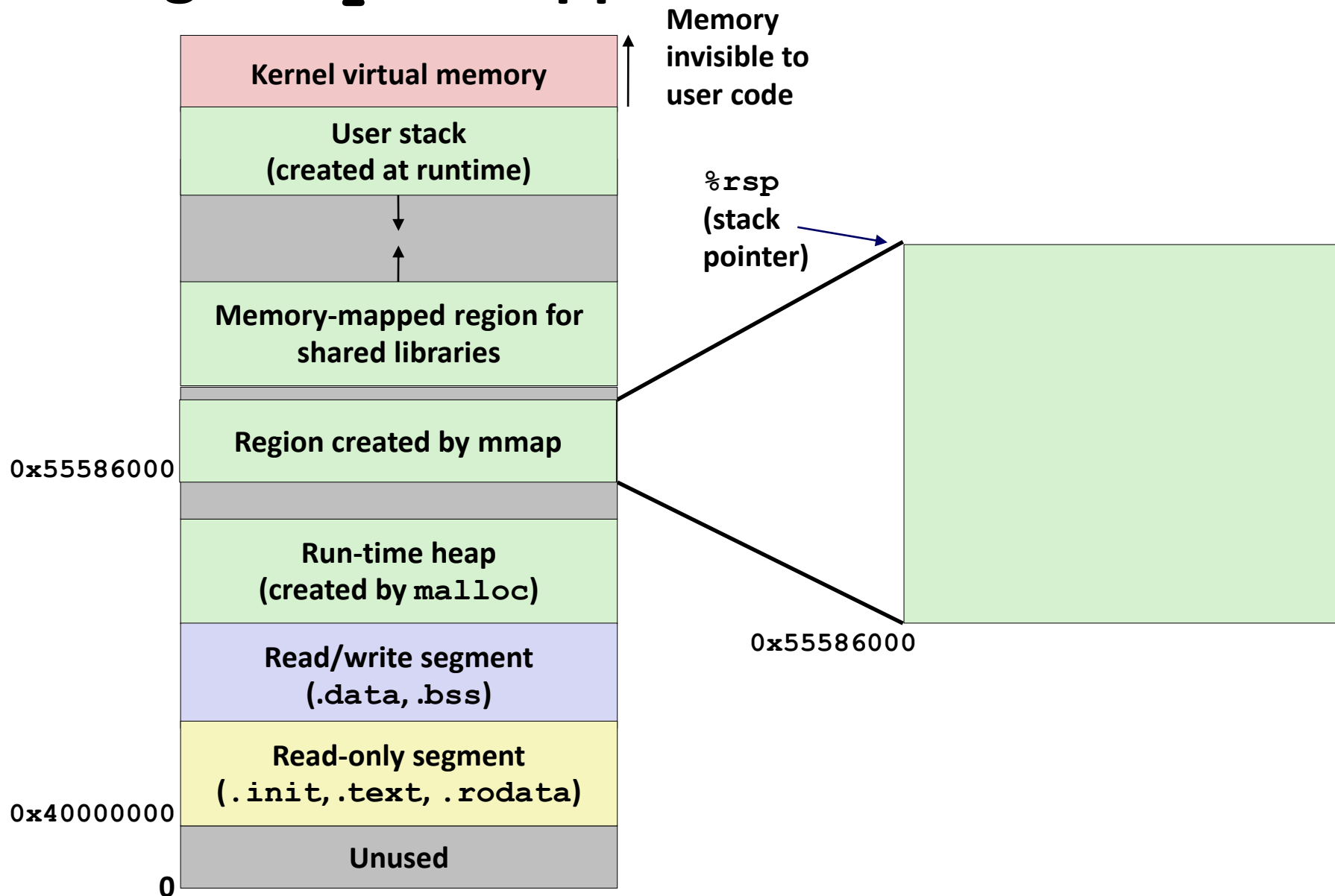
Example: Using `mmap` to Support Attack Lab

- **Problem**
 - **Want students to be able to perform code injection attacks**
 - **Shark machine stacks are not executable**
- **Solution**
 - **Suggested by Sam King (now at UC Davis)**
 - **Use `mmap` to allocate region of memory marked executable**
 - **Divert stack to new region**
 - **Execute student attack code**
 - **Restore back to original stack**
 - **Use `munmap` to remove mapped region**

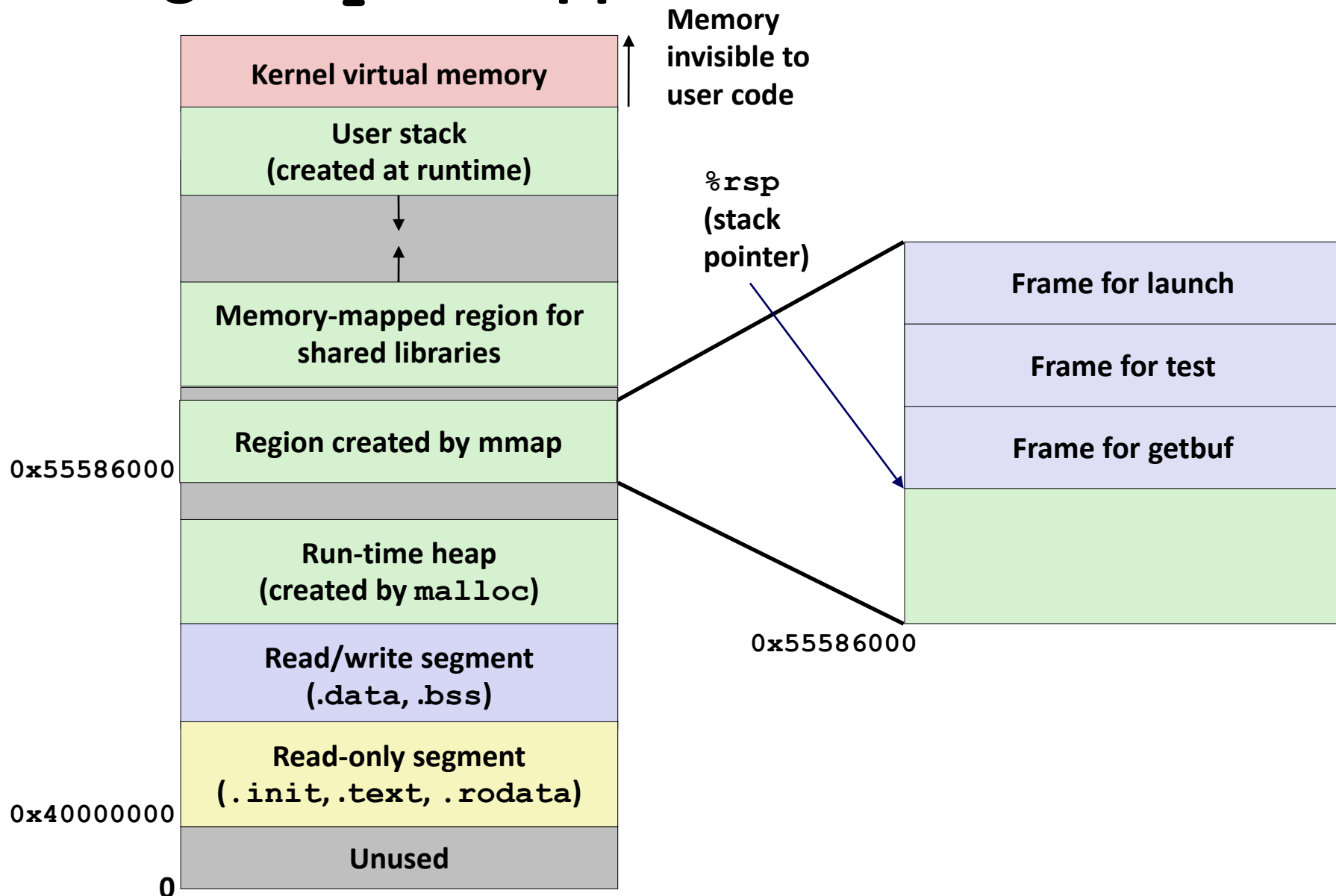
Using mmap to Support Attack Lab



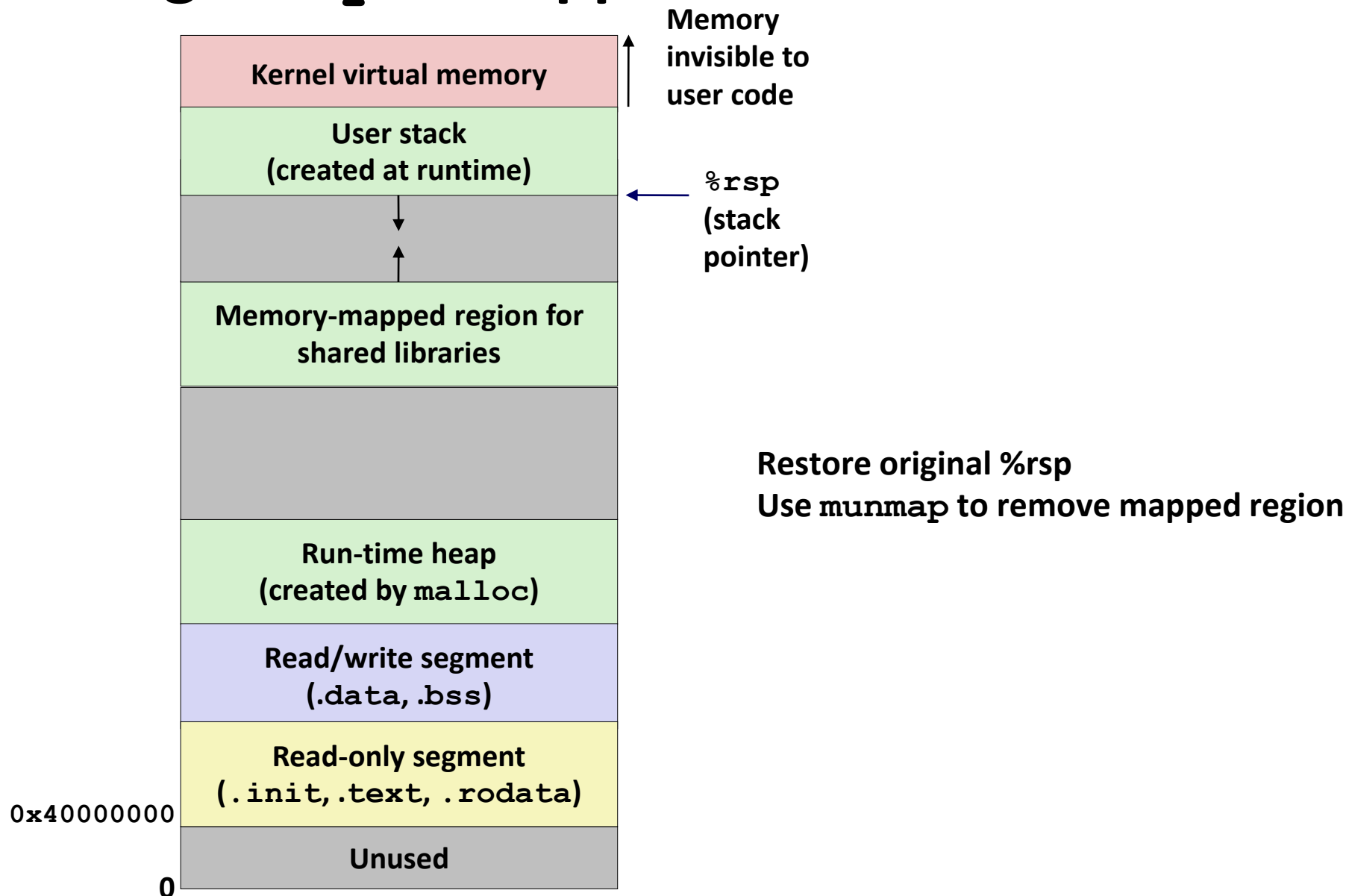
Using mmap to Support Attack Lab



Using mmap to Support Attack Lab



Using mmap to Support Attack Lab



Summary

■ VM requires hardware support

- Exception handling mechanism
- TLB
- Various control registers

■ VM requires OS support

- Managing page tables
- Implementing page replacement policies
- Managing file system

■ VM enables many capabilities

- Loading programs from memory
- Providing memory protection

Using mmap to Support Attack Lab

Allocate new region

```
void *new_stack = mmap(START_ADDR, STACK_SIZE, PROT_EXEC|PROT_READ|PROT_WRITE,
                      MAP_PRIVATE | MAP_GROWSDOWN | MAP_ANONYMOUS | MAP_FIXED,
                      0, 0);
if (new_stack != START_ADDR) {
    munmap(new_stack, STACK_SIZE);
    exit(1);
}
```

Divert stack to new region & execute attack code

```
stack_top = new_stack + STACK_SIZE - 8;
asm("movq %%rsp,%%rax ; movq %1,%%rsp ;
    movq %%rax,%0"
    : "=r" (global_save_stack) // %0
    : "r" (stack_top) // %1
    );

launch(global_offset);
```

Restore stack and remove region

```
asm("movq %0,%%rsp"
    :
    : "r" (global_save_stack) // %0
    );

munmap(new_stack, STACK_SIZE);
```