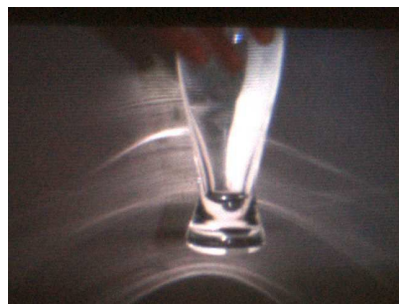

3D Shape and Indirect Appearance By Structured Light Transport

— Authors: O'Toole, Mather, and Kutulakos —
Presented by: Harrison Billmers, Allen Hawkes

Background - Indirect Light

- Indirect light can be dominant in natural scenes
 - Large contributor to actual appearance
- This paper develops framework for measuring/removing indirect light
 - General, unknown scene
 - Unrestricted motion of camera (video, scene changing)
 - 1 or more controllable sources (projectors)



Frames from indirect lighting video results

4 Imaging Problems Addressed

- A. 1-shot Indirect-Only image
- B. 1-shot Indirect-Invariant image
- C. 2-shot Direct-Only image
- D. 1-shot Multi-Pattern image


A. 1-Shot Indirect-Only



B. 1-Shot Indirect-Invariant



- Keep indirect light constant
- Appearance of direct light improves reconstruction



C. 2-Shot Direct-Only



Full Illumination

-



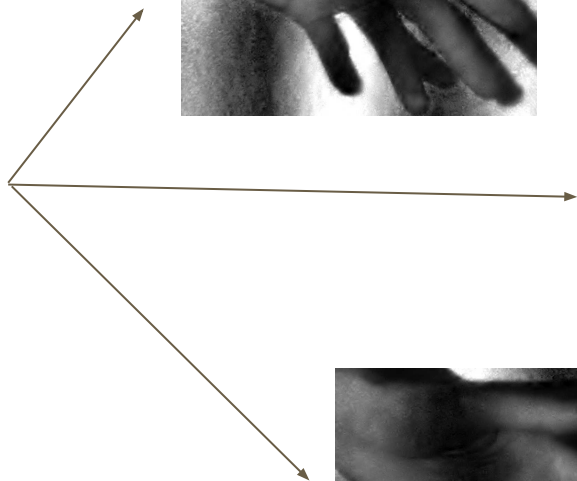
Indirect-only

=



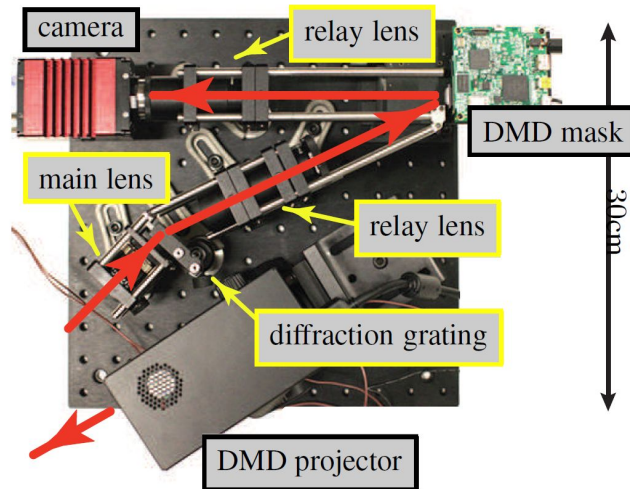
Direct-Only

D. 1-Shot Multi-Pattern



Setup

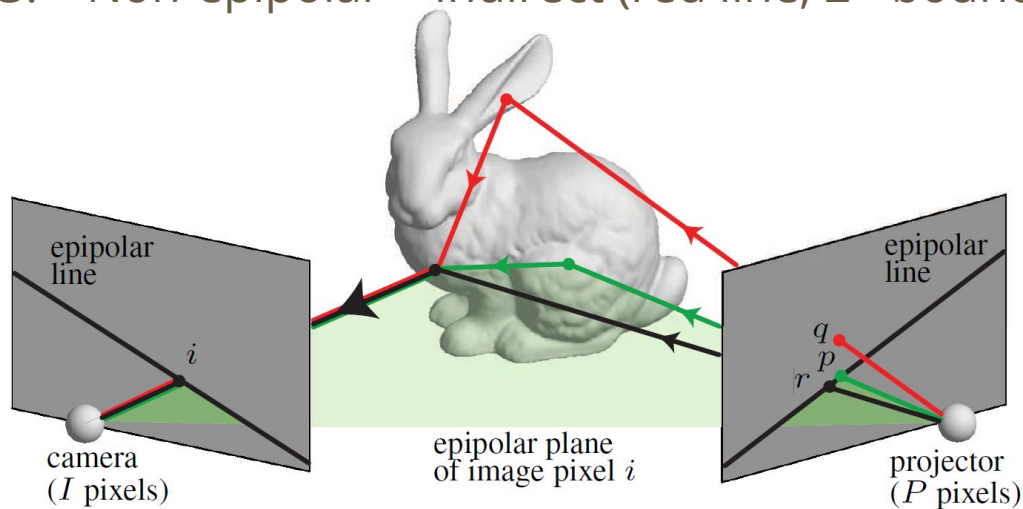
- 1 Camera: 28 Hz
- 2 Digital micromirror devices (DMDs): 2.7-24 kHz
- Do simultaneous projection & masking within single camera image
 - “Geometric” light analysis



Stereo Transport Matrix

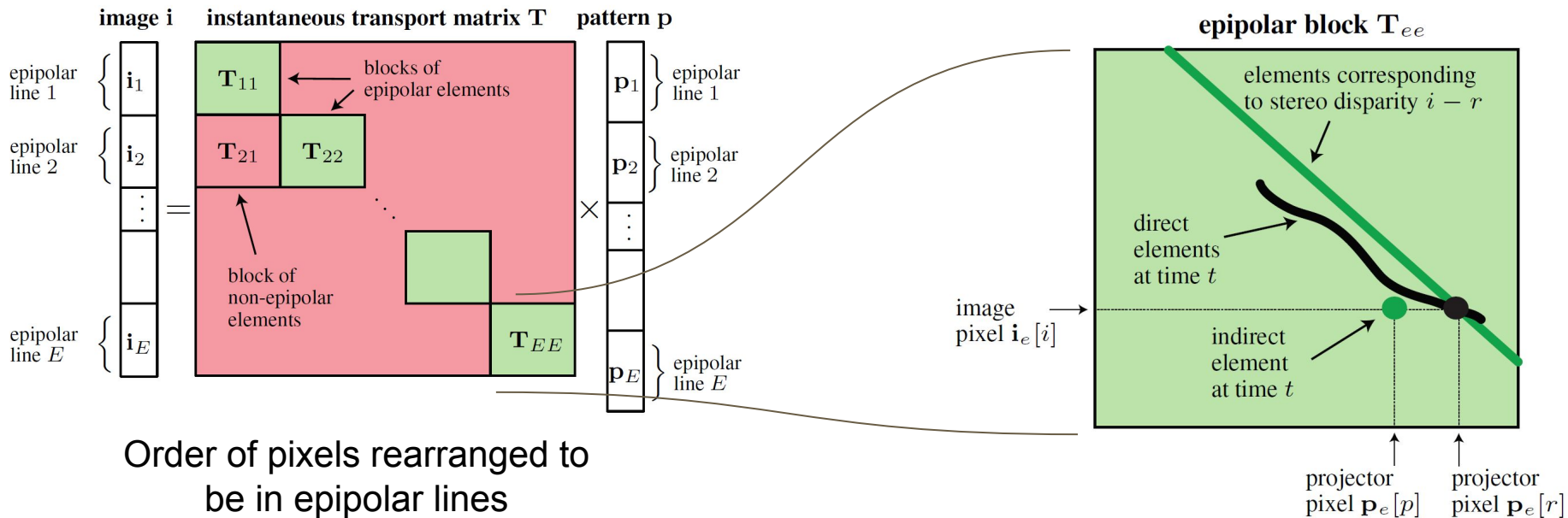
3 types of light that can reach a camera (left) from the projector (right)

1. Epipolar + Direct (black line, 1 bounce)
2. Epipolar + Indirect (green line, 2+ bounces but in-plane)
3. Non-epipolar + Indirect (red line, 2+ bounces out of plane)



$$\mathbf{i} = \underbrace{\mathbf{T}^D}_{\text{direct image}} \mathbf{p} + \underbrace{\mathbf{T}^{EI}}_{\text{epipolar indirect image}} \mathbf{p} + \underbrace{\mathbf{T}^{NE}}_{\text{non-epipolar indirect image}} \mathbf{p}$$

Stereo Transport Matrix



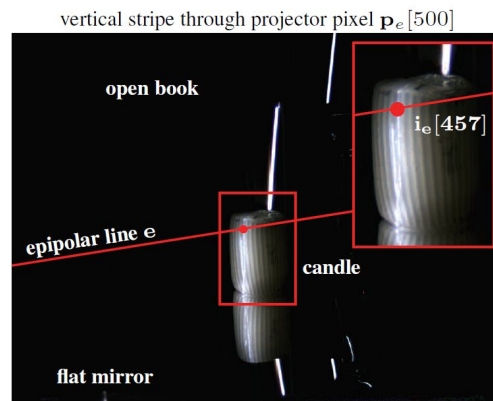
Direct/epipolar: contours
 Indirect/epipolar: off-contour points

Dominance of Non-Epipolar Transport

In practical applications, indirect + non-epipolar far outweighs indirect + epipolar transport.

$$\mathbf{i} = \underbrace{\mathbf{T}^D \mathbf{p}}_{\text{direct image}} + \underbrace{\mathbf{T}^{EI} \mathbf{p}}_{\text{epipolar indirect image}} + \underbrace{\mathbf{T}^{NE} \mathbf{p}}_{\text{non-epipolar indirect image}}$$

$$\mathbf{i} \approx \underbrace{\mathbf{T}^D \mathbf{p}}_{\text{direct image}} + \underbrace{\mathbf{T}^{NE} \mathbf{p}}_{\text{non-epipolar indirect image}}$$



Intuition: non-direct light mostly leaves epipolar plane

Result: all epipolar light is direct light (easily separate epipolar/non-epipolar)

Structured Light Transport: Probing Matrix

“To make full use of \mathbf{T} 's structure, we structure the flow of light itself”

Probe the light transport matrix using a pattern

Use the a technique inspired by the Primal-dual method

$$\mathbf{i} = [\mathbf{\Pi} \circ \mathbf{T}] \mathbf{1}$$



Epipolar light/mask

Structured Light Imaging

Pattern is projected across entirety of the probing matrix (no consideration of epipolar structure)

$\Pi^1(\mathbf{p})$: projection of pattern \mathbf{p}

$\mathbf{1p}_1^T$	$\mathbf{1p}_2^T$...	$\mathbf{1p}_E^T$
$\mathbf{1p}_1^T$	$\mathbf{1p}_2^T$		$\mathbf{1p}_E^T$
⋮			⋮
$\mathbf{1p}_1^T$	$\mathbf{1p}_2^T$		$\mathbf{1p}_E^T$
$\mathbf{1p}_1^T$	$\mathbf{1p}_2^T$		$\mathbf{1p}_E^T$

$$\mathbf{i}_e = \sum_{f=1}^E \mathbf{T}_{ef} \mathbf{p}_f = \left[\sum_{f=1}^E \underbrace{(\mathbf{1p}_f^T)}_{\text{block of probing matrix}} \circ \underbrace{\mathbf{T}_{ef}}_{\text{block of T}} \right] \mathbf{1}$$

Indirect-invariant Imaging

Utilize the structure to separate components

$\Pi^2(\mathbf{p})$: indirect-invariant imaging

$\mathbf{1p}_1^T$	$\mathbf{11}^T$...	$\mathbf{11}^T$
$\mathbf{11}^T$	$\mathbf{1p}_2^T$		$\mathbf{11}^T$
\vdots	\vdots	...	\vdots
$\mathbf{11}^T$	$\mathbf{11}^T$		$\mathbf{11}^T$
$\mathbf{11}^T$	$\mathbf{11}^T$...	$\mathbf{1p}_E^T$

$$\mathbf{i}_e = \underbrace{\left[(\mathbf{1p}_e^T) \circ \mathbf{T}_{ee} \right] \mathbf{1}}_{\text{direct image (depends on } \mathbf{p})} + \underbrace{\left[\sum_{f=1, f \neq e}^E \mathbf{T}_{ef} \right] \mathbf{1}}_{\text{non-epipolar indirect image (ambient)}}$$

Indirect-only and Epipolar-only imaging

Π^3 : indirect-only imaging

00^T	11^T		11^T
11^T	00^T	...	11^T
\vdots			\vdots
11^T	11^T	\ddots	11^T
11^T	11^T	...	00^T

Π^4 : epipolar-only imaging

11^T	00^T		00^T
00^T	11^T	...	00^T
\vdots			\vdots
00^T	00^T	\ddots	00^T
00^T	00^T	...	11^T

One-shot, multi-pattern, indirect-invariant imaging

Allow for a whole array of structured light patterns (spatially multiplexed) in a single capture.

color filter mosaic	6-pattern mosaic	6-pattern indirect-invariant mosaic																		
<table border="1"><tr><td>R</td><td>G</td><td>R</td></tr><tr><td>G</td><td>B</td><td>G</td></tr></table>	R	G	R	G	B	G	<table border="1"><tr><td>p(1)</td><td>p(2)</td><td>p(3)</td></tr><tr><td>p(4)</td><td>p(5)</td><td>p(6)</td></tr></table>	p(1)	p(2)	p(3)	p(4)	p(5)	p(6)	<table border="1"><tr><td>$\Pi^2(p(1))$</td><td>$\Pi^2(p(2))$</td><td>$\Pi^2(p(3))$</td></tr><tr><td>$\Pi^2(p(4))$</td><td>$\Pi^2(p(5))$</td><td>$\Pi^2(p(6))$</td></tr></table>	$\Pi^2(p(1))$	$\Pi^2(p(2))$	$\Pi^2(p(3))$	$\Pi^2(p(4))$	$\Pi^2(p(5))$	$\Pi^2(p(6))$
R	G	R																		
G	B	G																		
p(1)	p(2)	p(3)																		
p(4)	p(5)	p(6)																		
$\Pi^2(p(1))$	$\Pi^2(p(2))$	$\Pi^2(p(3))$																		
$\Pi^2(p(4))$	$\Pi^2(p(5))$	$\Pi^2(p(6))$																		

$$\Pi^5(\mathbf{p}(1), \dots, \mathbf{p}(S)) = \sum_{s=1}^S \left[\mathbf{b}(s) \mathbf{1}^T \right] \circ \Pi^2(\mathbf{p}(s))$$

Digital Micromirror Device (DMD)-based setup

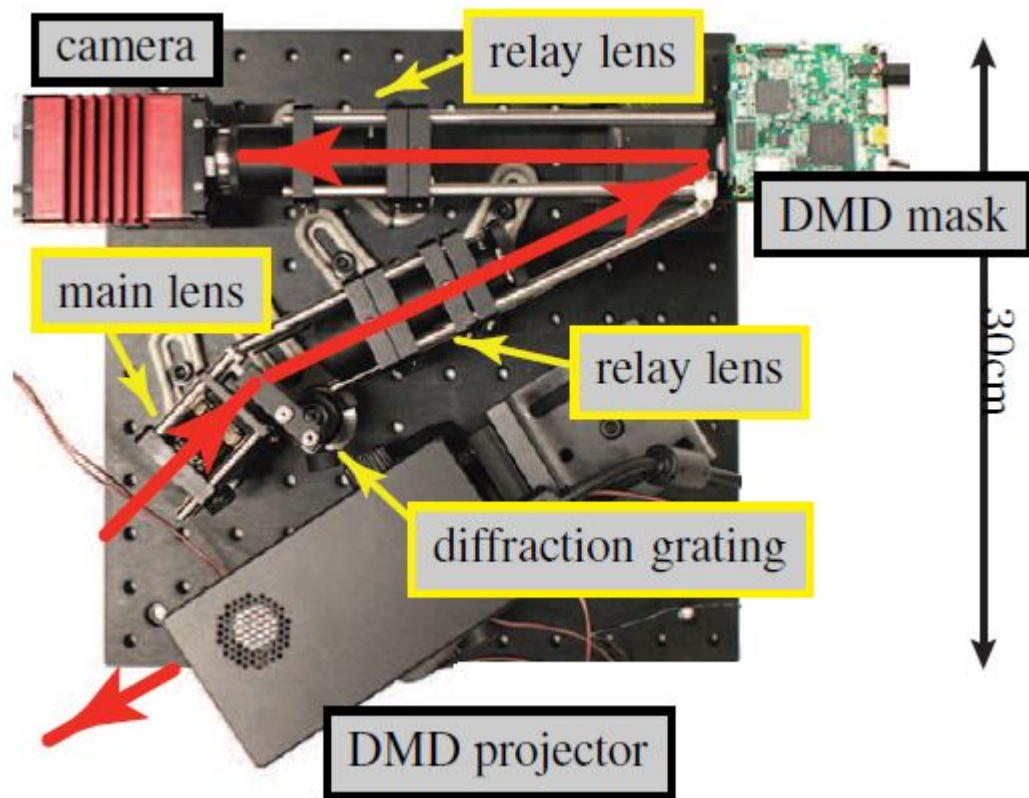
Rewrite probing equation as:

$$\mathbf{i} = \sum_{t=1}^T \mathbf{m}(t) \circ [\mathbf{T} \mathbf{q}(t)]$$

And now:

$$\mathbf{\Pi} = \sum_{t=1}^T \mathbf{m}(t) (\mathbf{q}(t))^T$$

Which is a ROD



1 out of 800 projection patterns drawn according to Eq. (10)

binary complement

Indirect-only Imaging

For a given epipolar line e ,

$\mathbf{q}(e)$ is 1 only along line e


$\mathbf{m}(e)$ is 1 everywhere except line e

$$\text{Thus, } \mathbf{\Pi}^3 = \sum_{e=1}^E \mathbf{m}(e)(\mathbf{q}(e))^T$$

This is slow. Instead, use randomly selected lines, giving:

$$\mathcal{E}[\mathbf{i}_e] = \mathcal{E}[\overline{\mathbf{q}_e}] \circ \sum_{\substack{f=1 \\ f \neq e}}^E \mathbf{T}_{ef} \mathcal{E}[\mathbf{q}_f] = 0.25 \sum_{\substack{f=1 \\ f \neq e}}^E \mathbf{T}_{ef} \mathbf{1}$$

$\mathbf{q}(1)$



binary complement
 $\overline{\mathbf{q}(1)}$



Epipolar-Only Imaging

Special case where no short ROD exists.

However,

$$\mathbf{\Pi}^4 = \mathbf{\Pi}^1(\mathbf{1}) - \mathbf{\Pi}^3$$

Meaning that this probing matrix can be generated from a captured white image and subtracting indirect-only result. Two video frames are used.


Indirect-invariant imaging

$$\mathbf{q}(t) = \mathbf{m}(t) \circ \mathbf{r}(t) + \overline{\mathbf{m}(t)} \circ \overline{\mathbf{r}(t)}$$

Allow for both direct and indirect components to be viewed.

$$\begin{aligned} \mathcal{E}[\mathbf{i}_e] &= 0.5\mathbf{T}_{ee}\mathbf{p}_e + 0.25 \sum_{f=1, f \neq e}^E [\mathbf{T}_{ef}\mathbf{p}_f + \mathbf{T}_{ef}(\mathbf{1} - \mathbf{p}_f)] \\ &= \underbrace{0.5\mathbf{T}_{ee}\mathbf{p}_e}_{\substack{\text{direct image} \\ \text{(depends on } \mathbf{p} \text{)}}} + \underbrace{0.25 \sum_{f=1, f \neq e}^E \mathbf{T}_{ef}\mathbf{1}}_{\text{indirect image (ambient)}} \end{aligned}$$


$\mathbf{r} = \{ \text{pixel } p \text{ on epipolar line } e \text{ is } 1 \text{ with probability } \mathbf{p}_e[p] \}$.



Epipolar light + mask for indirect-invariant imaging (i.e. for reconstruction)

One-shot, multi-pattern, indirect-invariant imaging

indirect-invariant mask
 $\mathbf{m}(1)$




\circ

binary pixel membership (1 out of 6)
 $\mathbf{b}(1)$



$=$

multi-pattern mask
 $\mathbf{b}(1) \circ \mathbf{m}(1)$



$$\text{minimize } \left\| \mathbf{W}^T [\mathbf{i}(1) \quad \dots \quad \mathbf{i}(S)] \right\|_n$$

$$\text{subject to } \left\| \sum_{s=1}^S \mathbf{b}(s) \circ \mathbf{i}(s) - \mathbf{i} \right\|_2 \leq \epsilon$$

Results

scene under ambient light




conventional imaging (1 of 9)




indirect-invariant imaging (1 of 9)



3D from conventional imaging



3D from indirect-invariant imaging




Holding indirect lighting constant greatly improves 3D existing reconstruction algorithm

one-shot, multi-pattern imaging




indirect-invariant images after demosaicing



recovered albedo map



one-shot reconstruction



Multiplexed patterns in 1 image allow for single-capture depth reconstruction

Review of Work

Score: 1

Contributions:

- Indirect video streaming
- Greatly improve shape-from-shading algorithms
- Dynamic 3D shape capture for single images

Questions?

3D Shape and Indirect Appearance By Structured Light Transport

Authors: O'Toole, Mather, and Kutulakos
Presented by: Harrison Billmers, Allen Hawkes

Reference: Epipolar Illumination+Masks


1 out of 800 projection patterns drawn according to Eq. (10)

$q(1)$




binary complement

$q(1)$



Epipolar light + mask for indirect-only imaging



Epipolar light + mask for indirect-invariant imaging (i.e. for reconstruction)

Designs for the probing matrix Π

$\Pi^1(\mathbf{p})$: projection of pattern \mathbf{p}

$\mathbf{1p}_1^T$	$\mathbf{1p}_2^T$...	$\mathbf{1p}_E^T$
$\mathbf{1p}_1^T$	$\mathbf{1p}_2^T$		$\mathbf{1p}_E^T$
\vdots	\vdots	\vdots	\vdots
$\mathbf{1p}_1^T$	$\mathbf{1p}_2^T$	\ddots	$\mathbf{1p}_E^T$
$\mathbf{1p}_1^T$	$\mathbf{1p}_2^T$...	$\mathbf{1p}_E^T$

$\Pi^2(\mathbf{p})$: indirect-invariant imaging

$\mathbf{1p}_1^T$	$\mathbf{11}^T$...	$\mathbf{11}^T$
$\mathbf{11}^T$	$\mathbf{1p}_2^T$		$\mathbf{11}^T$
\vdots	\vdots	\vdots	\vdots
$\mathbf{11}^T$	$\mathbf{11}^T$	\ddots	$\mathbf{11}^T$
$\mathbf{11}^T$	$\mathbf{11}^T$...	$\mathbf{1p}_E^T$

Designs for the probing matrix Π

Π^3 : indirect-only imaging

00^T	11^T		11^T
11^T	00^T	...	11^T
\vdots			\vdots
11^T	11^T	\ddots	11^T
11^T	11^T	...	00^T

Π^4 : epipolar-only imaging

11^T	00^T		00^T
00^T	11^T	...	00^T
\vdots			\vdots
00^T	00^T	\ddots	00^T
00^T	00^T	...	11^T