

**Lecture 18:**

# **Fine-grained synchronization & lock-free programming**

---

**Parallel Computer Architecture and Programming**  
**CMU 15-418/15-618, Spring 2020**

# Today's Topics

- **Atomic operations**
- **Fine-grained Locking**
- **Lock-free Programming**

# Locking Problem

- **Locks can be big and expensive**
  - **How many atomic operations does one lock require?**
  - **How much data requires one lock?**
  - **How much does it force threads to serialize?**

# CUDA 7 atomic operations

```
int    atomicAdd(int* address, int val);
float  atomicAdd(float* address, float val);
int    atomicSub(int* address, int val);
int    atomicExch(int* address, int val);
float  atomicExch(float* address, float val);
int    atomicMin(int* address, int val);
int    atomicMax(int* address, int val);
unsigned int atomicInc(unsigned int* address, unsigned int val);
unsigned int atomicDec(unsigned int* address, unsigned int val);
int    atomicCAS(int* address, int compare, int val);
int    atomicAnd(int* address, int val); // bitwise
int    atomicOr(int* address, int val);  // bitwise
int    atomicXor(int* address, int val); // bitwise
```

**(omitting additional 64 bit and unsigned int versions)**

# GCC atomic built-in functions

type `__sync_fetch_and_add` (type \*ptr, type value, ...)

type `__sync_fetch_and_sub` (type \*ptr, type value, ...)

type `__sync_fetch_and_or` (type \*ptr, type value, ...)

type `__sync_fetch_and_and` (type \*ptr, type value, ...)

type `__sync_fetch_and_xor` (type \*ptr, type value, ...)

type `__sync_fetch_and_nand` (type \*ptr, type value, ...)

type `__sync_add_and_fetch` (type \*ptr, type value, ...)

type `__sync_sub_and_fetch` (type \*ptr, type value, ...)

type `__sync_or_and_fetch` (type \*ptr, type value, ...)

type `__sync_and_and_fetch` (type \*ptr, type value, ...)

type `__sync_xor_and_fetch` (type \*ptr, type value, ...)

type `__sync_nand_and_fetch` (type \*ptr, type value, ...)

type can be (unsigned) char, short, int, or long

# Recall: Atomic Increment in GCC / x86

```
type __sync_fetch_and_add (type *ptr, type value)  
type __sync_add_and_fetch (type *ptr, type value)
```

```
int fadd(int *addr, int x) {  
    return __sync_fetch_and_add(addr, x);  
}
```

0000000000000000 <fadd>:

```
0:  89 f0          mov    %esi,%eax    # x  
2:  f0 0f c1 07    lock xadd %eax,(%rdi) # t = *addr; *addr += x  
6:  c3            retq                   # return t
```

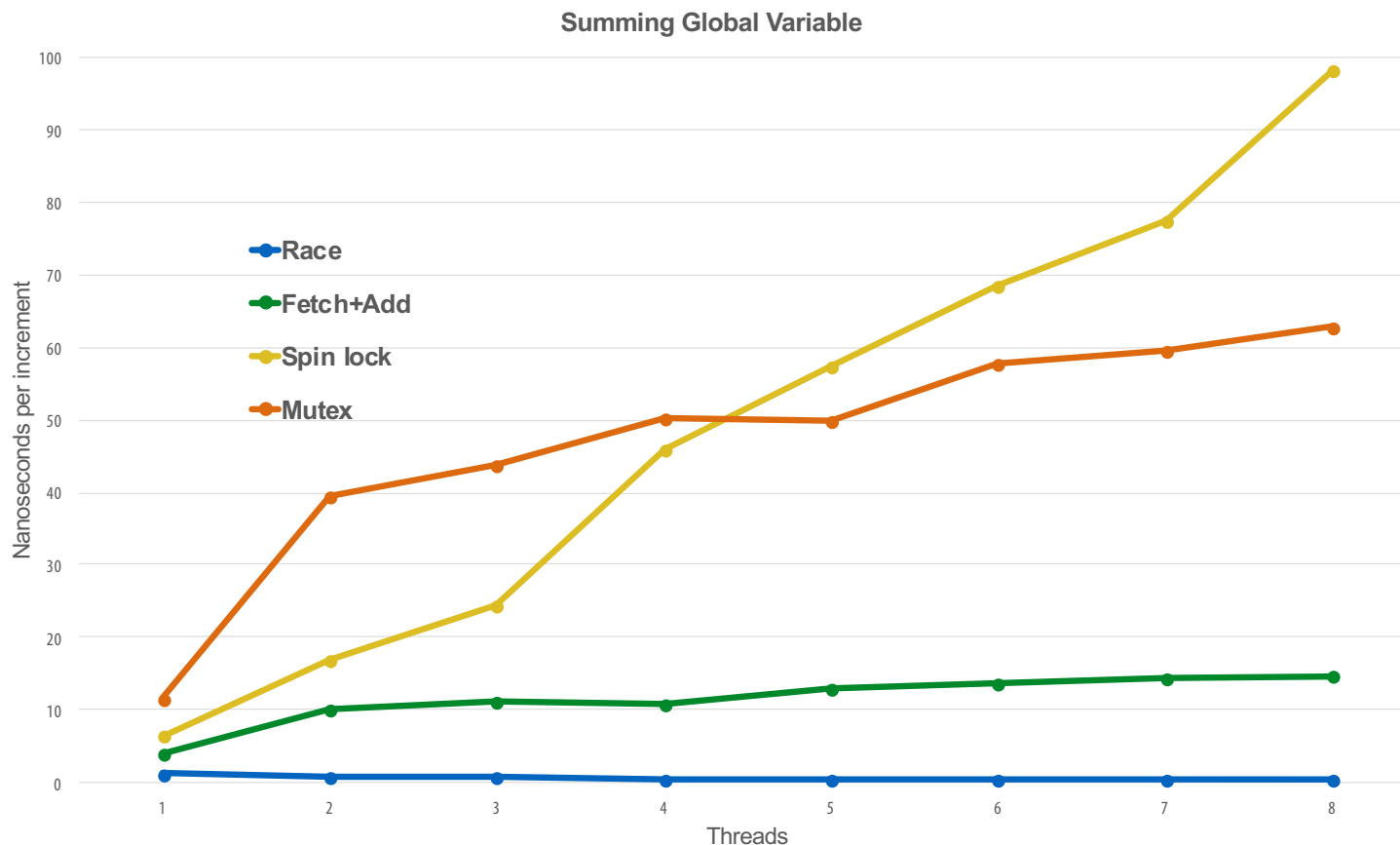
- Direct hardware implementation
- No need for a loop
- Fetch-and-subtract also implemented with xadd

# Fetch & Add Performance

## ■ Task

- $K$  threads each incrementing single global variable  $N$  times

- Measure  $NPI = \frac{T \cdot 10^9}{N \cdot K}$



# Atomic Compare-And-Swap (CAS)

```
// atomicCAS:
// atomic compare and swap performs this logic atomically
int atomicCAS(int* addr, int compare, int val) {
    int old = *addr;
    if (old == compare)
        *addr = val;
    return old;
}
```

- **Exercise: how can you build an atomic fetch+op out of atomicCAS()?**
  - **try: atomic\_fetch\_and\_min()**

```
int atomic_fetch_and_min(int* addr, int x) {
    int old, new;
    do {
        old = *addr;
        new = min(old, x);
    } while (atomicCAS(addr, old, new) != old);
    return old;
}
```



# x86 cmpxchg

- **Compare and exchange (atomic when used with lock prefix)**

```
lock cmpxchg src, dst
```



often a memory address

lock prefix (makes operation atomic)

```
if (dst == %eax)
    ZF = 1
    dst = src
else
    ZF = 0
    %eax = dst
```

x86 accumulator register

flag register

**Self-check: Can you implement ASM for atomic compare-and-swap using `cmpxchg`?**

```
bool compare_and_swap(int* x, a, b) {
    if (*x == a) {
        *x = b;
        return true;
    }

    return false;
}
```

# Other Atomic Ops in GCC / x86

```
type __sync_fetch_and_xor (type *ptr, type value)
type __sync_xor_and_fetch (type *ptr, type value)
```

```
int fxor(int *addr, int x) {
    return __sync_fetch_and_xor(addr, x);
}
```

0000000000000020 <fxor>:

```
20: 8b 07          mov     (%rdi),%eax          # old = *addr
22: 41 89 c0       mov     %eax,%r8d           # loop: t = old
25: 89 c1          mov     %eax,%ecx           # r = old
27: 41 31 f0       xor     %esi,%r8d            # new = old^x
# if *addr==t then *addr = new else old = *addr
2a: f0 44 0f b1 07 lock cpxchg %r8d,(%rdi)
2f: 75 f1          jne    22 <fxor+0x2>         # Goto loop if failed
31: 89 c8          mov     %ecx,%eax           # Return r
33: c3            retq
```

- Uses `cpxchg`
- Requires loop
- Other bit-level ops are similar

# C++ 11 `atomic<T>`

- **Provides atomic read, write, read-modify-write of entire objects**

- Atomicity may be implemented by mutex or efficiently by processor-supported atomic instructions (if T is a basic type)

- **Provides memory ordering semantics for operations before and after atomic operations**

- By default: sequential consistency
- See `std::memory_order` or more detail

```
atomic<int> i;  
i++; // atomically increment i
```

```
int a = i;  
// do stuff  
i.compare_exchange_strong(a, 10); // if i has same value as a, set i to 10  
bool b = i.is_lock_free();       // true if implementation of atomicity  
                                   // is lock free
```

- **Will be useful if implementing the lock-free programming ideas in C++**

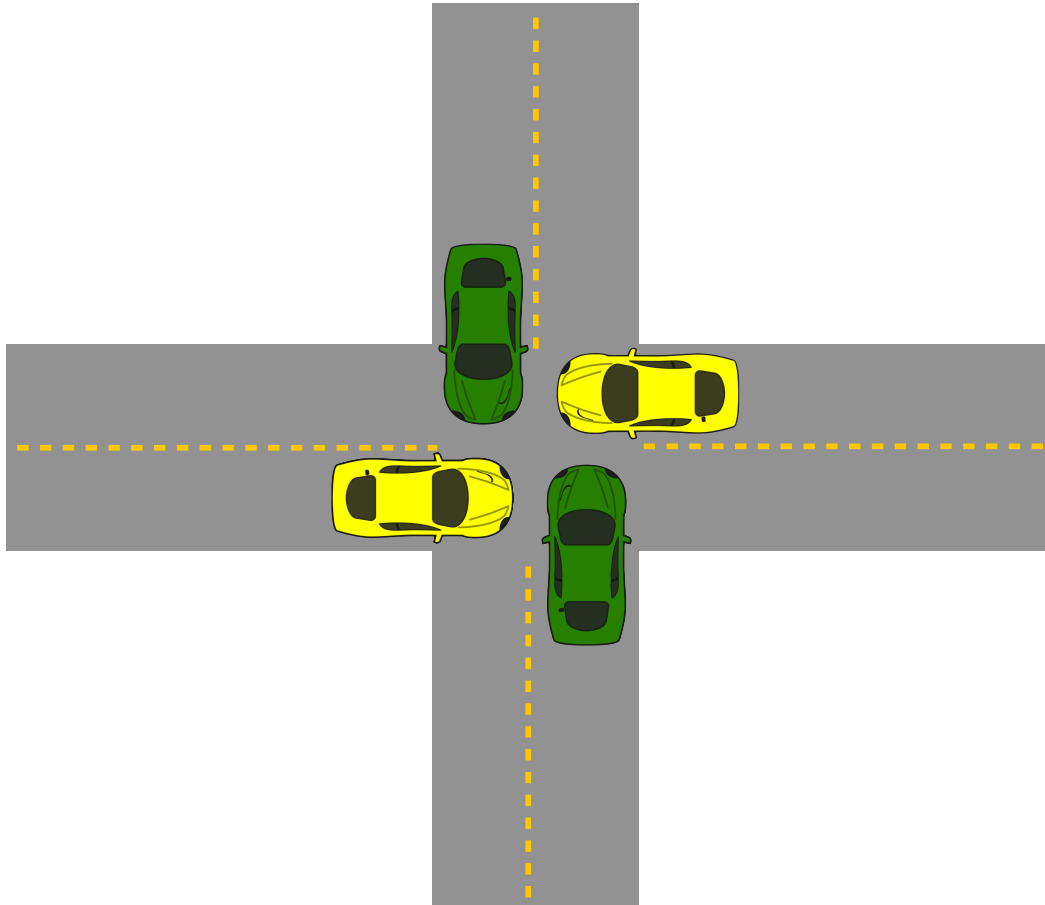
# How are the operations atomic?

- **x86 Lock prefix**

- **If the memory location is cached, then the cache retains that location until the operation completes**
- **If not:**
  - **With bus: the processor uses the lock signal and holds the bus until the operation completes**
  - **With directories: the processor (probably) NACKs any request for the cache line until the operation completes**

**N.B. Operations must be made on non-overlapping addresses**

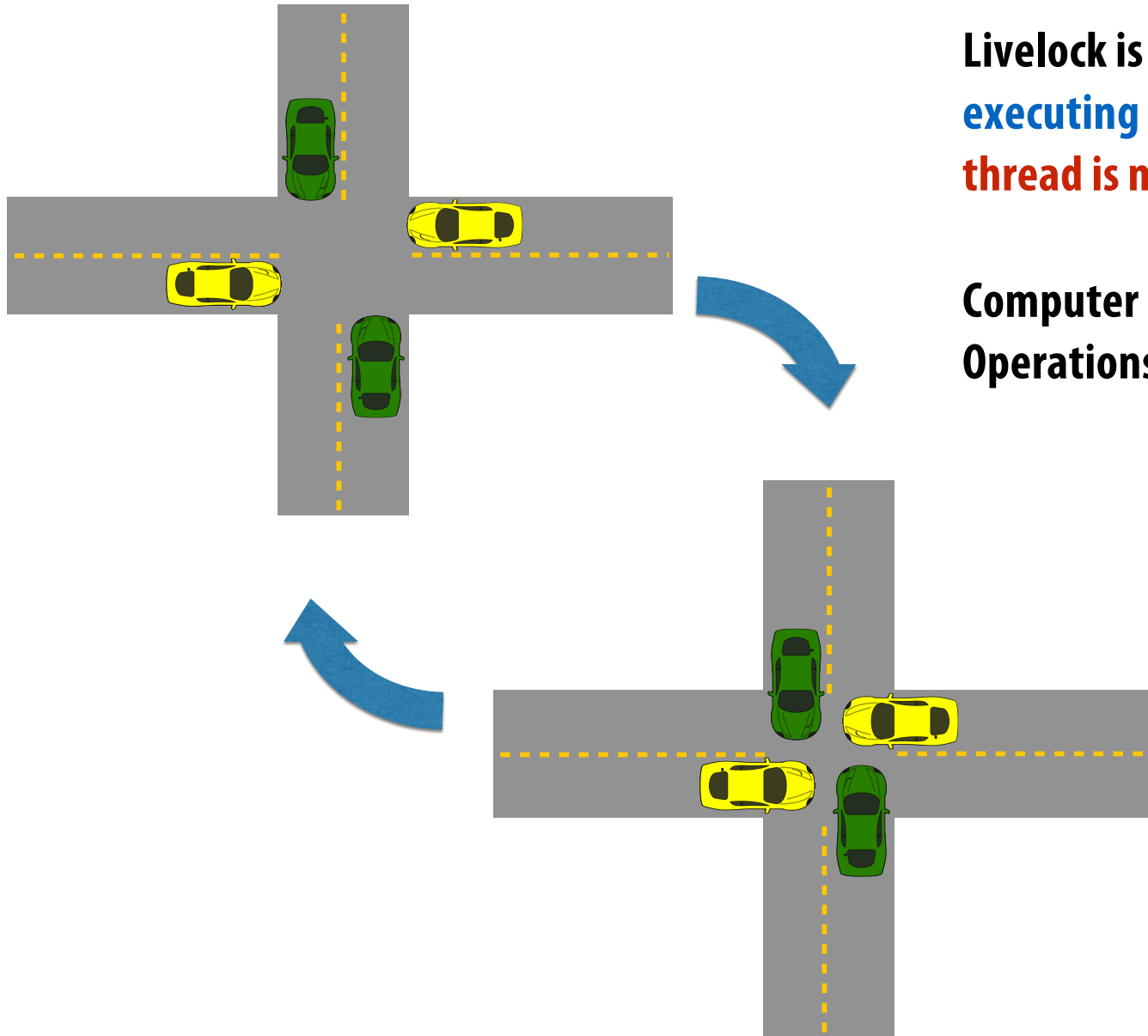
# Atomic Operations: Deadlock?



Deadlock is a state where a system has outstanding operations to complete, but **no operation can make progress.**

Can arise when each operation has acquired a shared resource that another operation needs.

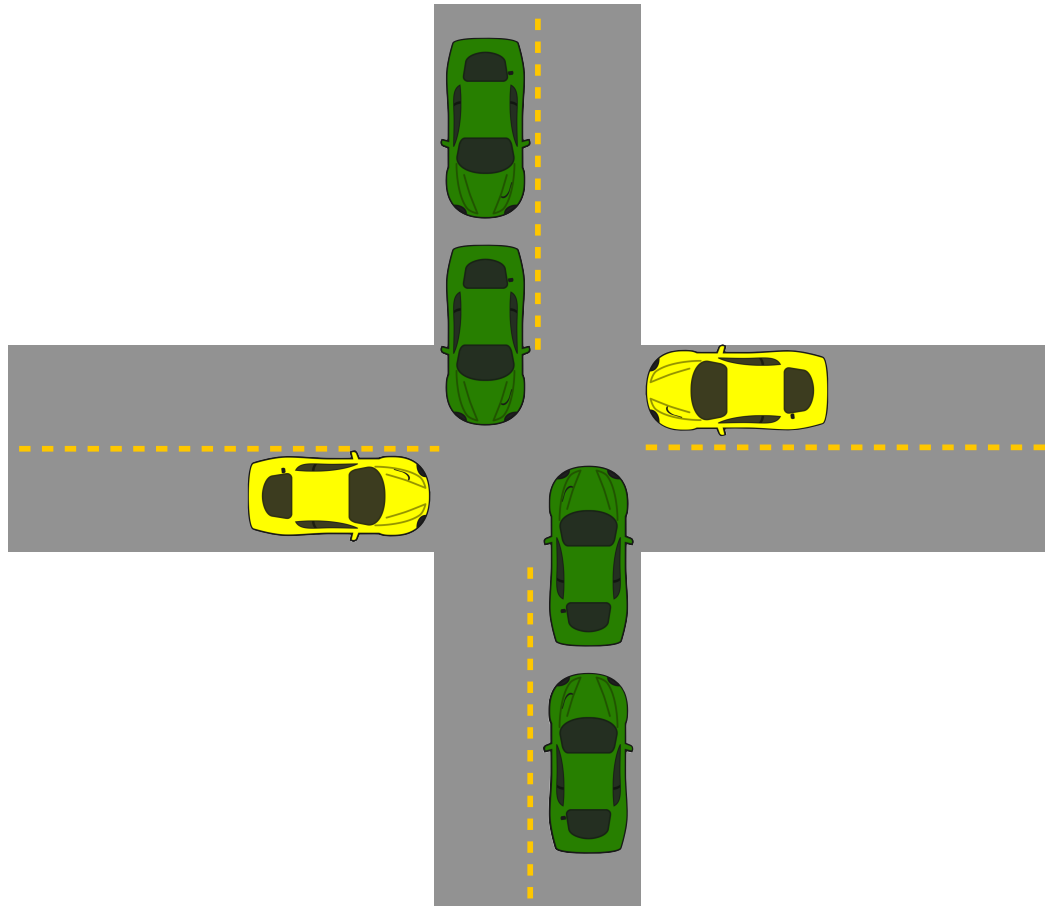
# Atomic Operations: Livelock?



Livelock is a state where a **system is executing many operations**, but **no thread is making meaningful progress**.

**Computer system examples:**  
**Operations continually abort and retry**

# Atomic Operations: Starvation/Unfairness



State where a system is making overall progress, but **some processes make no progress.**  
(green cars make progress, but yellow cars are stopped)

In this example: assume traffic moving left/right (yellow cars) must yield to traffic moving up/down (green cars)

# Locking more than one location

- **Data structures are often larger than a single memory location**
  - **How can an entire data structure be protected?**  
**E.g. 15213 Proxylab cache**



# Example: a sorted linked list

```
struct Node {
    int value;
    Node* next;
};

struct List {
    Node* head;
};
```

```
void insert(List* list, int value) {

    Node* n = new Node;
    n->value = value;

    // assume case of inserting before head of
    // of list is handled here (to keep slide simple)

    Node* prev = list->head;
    Node* cur = list->head->next;

    while (cur) {
        if (cur->value > value)
            break;

        prev = cur;
        cur = cur->next;
    }

    n->next = cur;
    prev->next = n; // Insertion
}
```

**What can go wrong if multiple threads operate on the linked list simultaneously?**

```
void delete(List* list, int value) {

    // assume case of deleting first element is
    // handled here (to keep slide simple)

    Node* prev = list->head;
    Node* cur = list->head->next;

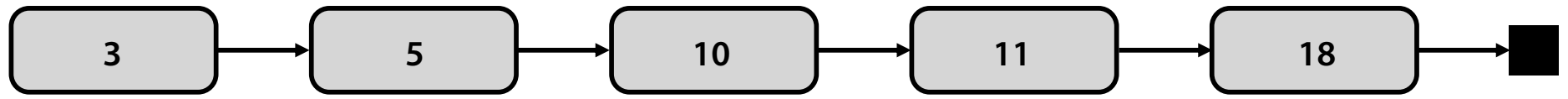
    while (cur) {
        if (cur->value == value) {
            prev->next = cur->next; // Deletion
            delete cur;
            return;
        }

        prev = cur;
        cur = cur->next;
    }
}
```

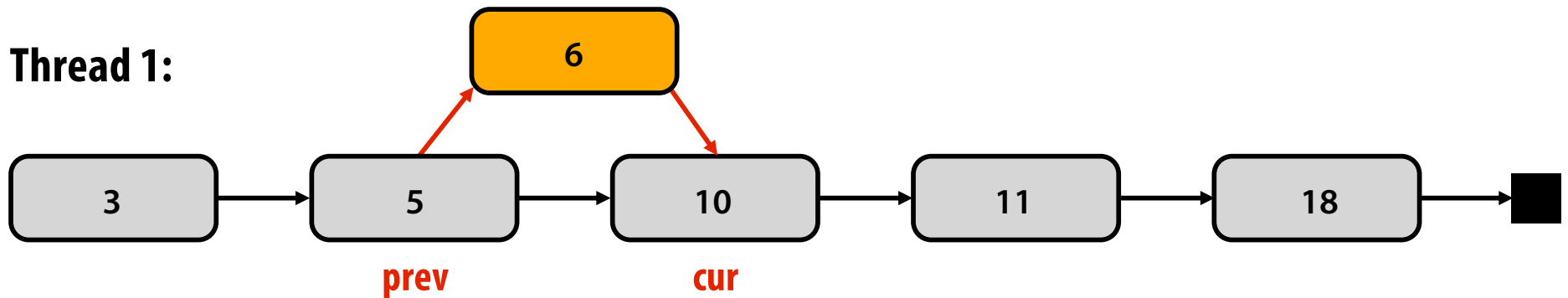
# Example: simultaneous insertion

Thread 1 attempts to insert 6

Thread 2 attempts to insert 7



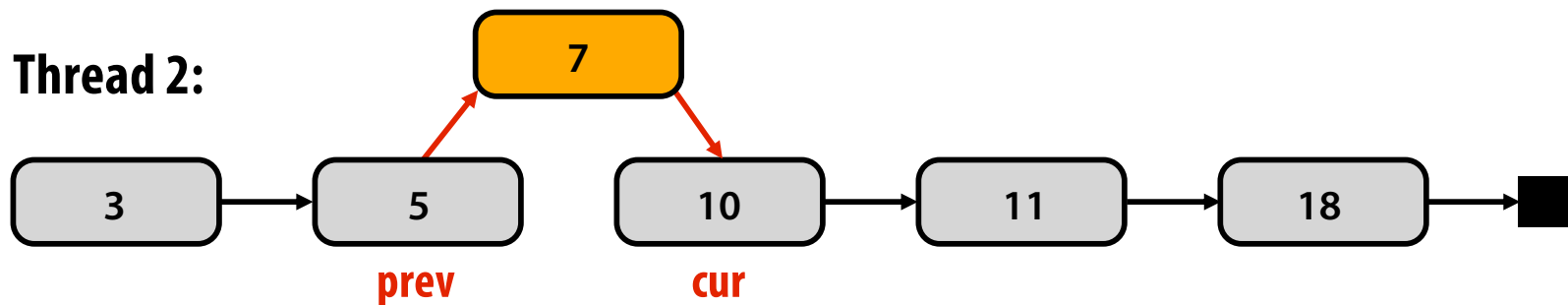
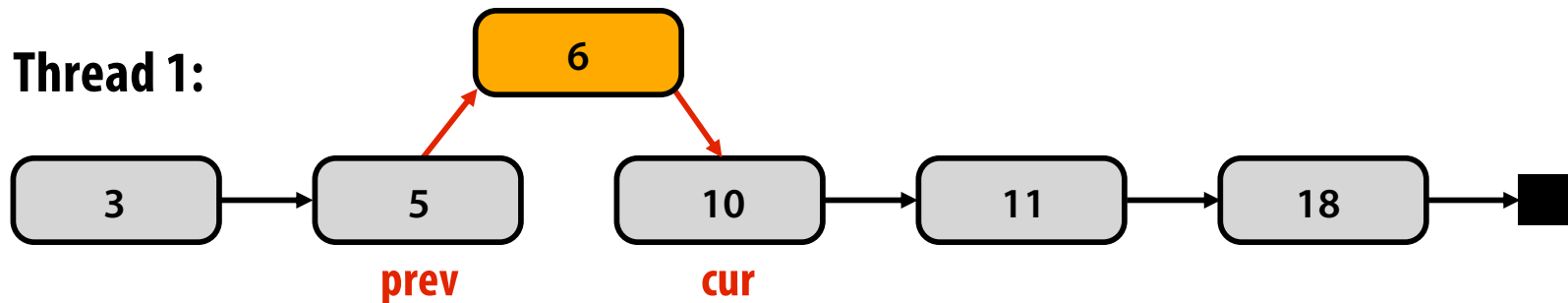
Thread 1:



# Example: simultaneous insertion

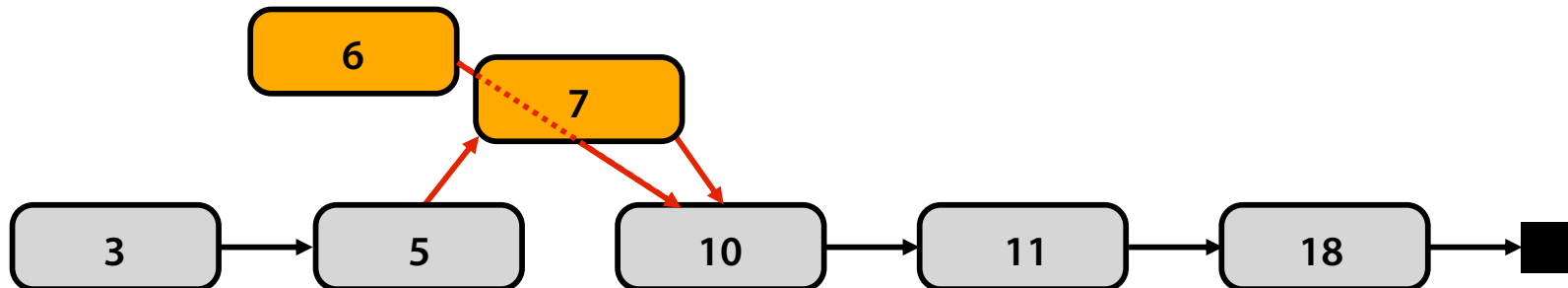
Thread 1 attempts to insert 6

Thread 2 attempts to insert 7



Thread 1 and thread 2 both compute same prev and cur.  
Result: one of the insertions gets lost!

Result: (assuming thread 1 updates prev- $\rightarrow$ next before thread 2)



# Solution 1: protect the list with a single lock

```
struct Node {
    int value;
    Node* next;
};
```

```
struct List {
    Node* head;
    Lock lock;
};
```

← Per-list lock

```
void insert(List* list, int value) {

    Node* n = new Node;
    n->value = value;

    lock(list->lock);

    // assume case of inserting before head of
    // of list is handled here (to keep slide simple)

    Node* prev = list->head;
    Node* cur = list->head->next;

    while (cur) {
        if (cur->value > value)
            break;

        prev = cur;
        cur = cur->next;
    }
    n->next = cur;
    prev->next = n;
    unlock(list->lock);
}
```

```
void delete(List* list, int value) {

    lock(list->lock);

    // assume case of deleting first element is
    // handled here (to keep slide simple)

    Node* prev = list->head;
    Node* cur = list->head->next;

    while (cur) {
        if (cur->value == value) {
            prev->next = cur->next;
            delete cur;
            unlock(list->lock);
            return;
        }

        prev = cur;
        cur = cur->next;
    }
    unlock(list->lock);
}
```

# Single global lock per data structure

- **Good:**

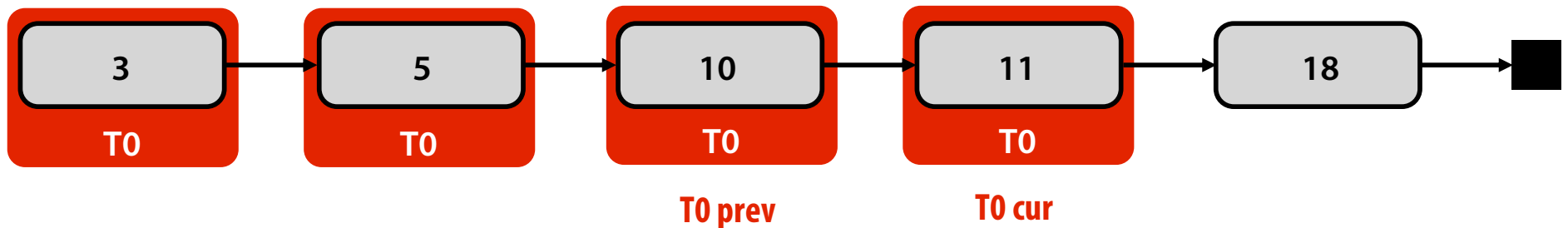
- **It is relatively simple to implement correct mutual exclusion for data structure operations (we just did it!)**

- **Bad:**

- **Operations on the data structure are serialized**
- **May limit parallel application performance**

# Solution 2: “hand-over-hand” locking

Thread 0: delete(11)

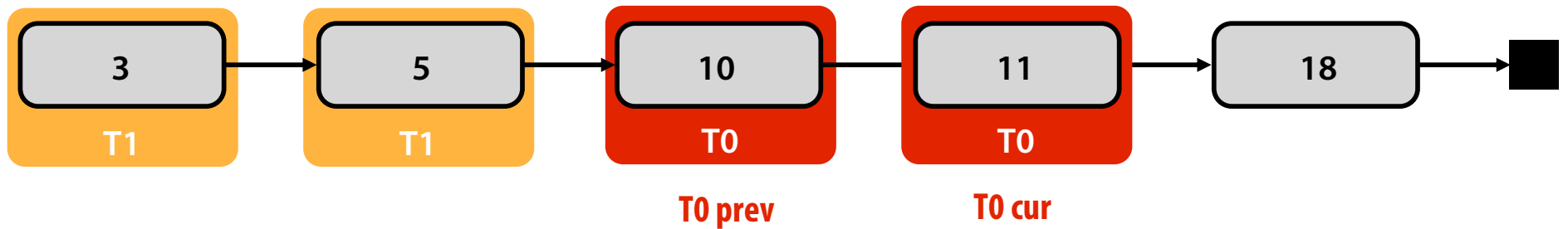


- **At any time, hold lock on at least one element**
  - **Move along list “hand-over-hand”**
  - **Prevents later operations from catch up**
  - **Guarantees that don’t interfere with earlier operations**

# Solution 2: “hand-over-hand” locking

Thread 0: delete(11)

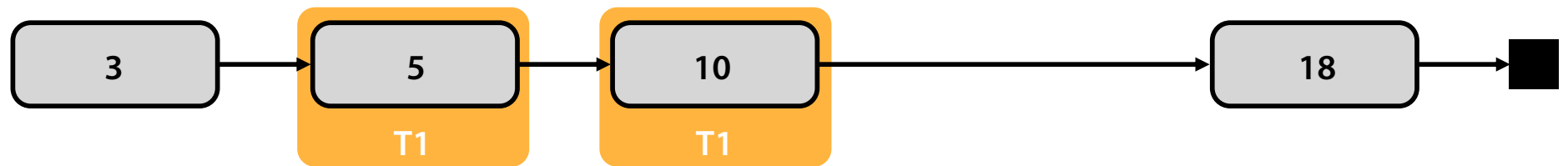
Thread 1: delete(10)



# Solution 2: “hand-over-hand” locking

Thread 0: delete(11)

Thread 1: delete(10)






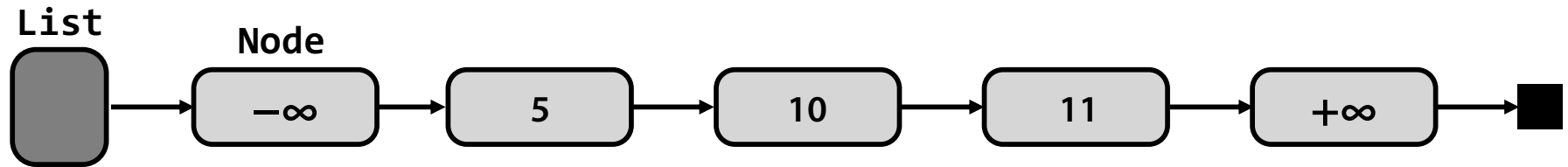
# Solution 2: “hand-over-hand” locking

Thread 0: delete(11)

Thread 1: delete(10)



# Version 2a: Padded List



## ■ Assume

- Only insert/delete finite values
- List starts with  $-\infty$
- List ends with  $+\infty$
- Guaranteed to find insertion/deletion point within list

# Solution 2a: Padded List HOH Locking

```
struct Node {
    int value;
    Node* next;
    Lock* lock;
};

struct List {
    Node* head;
};

void insert(List* list, int value) {
    Node* n = new Node;
    n->value = value;

    Node *prev, *cur, *old_prev;

    prev = list->head;
    lock(prev->lock);
    cur = prev->next;
    lock(cur->lock);

    while (value < cur->value) {
        // Holding locks on prev & cur
        old_prev = prev;
        prev = cur;
        cur = cur->next;
        unlock(old_prev->lock);
        lock(cur->lock);
    }

    n->next = cur;
    prev->next = n;

    unlock(prev->lock);
    unlock(cur->lock);
}

void delete(List* list, int value) {
    Node *prev, *cur, *old_prev;
    Node *del = NULL;

    prev = list->head;
    lock(prev->lock);
    cur = prev->next;
    lock(cur->lock);

    while (value < cur->value) {
        // Holding locks on prev & cur
        old_prev = prev;
        prev = cur;
        cur = cur->next;
        unlock(old_prev->lock);
        lock(cur->lock);
    }

    if (value == cur->value) {
        // Found
        prev->next = cur->next;
        del = cur;
    }

    unlock(prev->lock);
    unlock(cur->lock);

    if (del) delete del;
}
```

# Fine-grained (HOH) Locking

- **Goal: enable parallelism in data structure operations**
  - Reduces contention for global data structure lock
  - In previous linked-list example: a single monolithic lock is overly conservative (operations on different parts of the linked list can proceed in parallel)
- **Challenge: tricky to ensure correctness**
  - Determining when mutual exclusion is required
  - Deadlock? (how do you immediately know the earlier linked-list code is deadlock free?)
  - Livelock?
- **Costs?**
  - Overhead of taking a lock each traversal step (extra instructions + traversal now involves memory writes)
  - Be sure to use spin locks!
  - Extra storage cost (a lock per node)

# Where Can HOH Locking (Possibly) Be Used?

- **Acyclic data structures**
  - **Must be able to order lock acquisition/release**
  - **Singly linked list**
    - **E.g., hash table bucket chain**
  - **Binary search tree (very tricky)**
  - **Skip list**
- **Not for cyclic structures**
  - **E.g., doubly-linked list**

# Lock-free data structures

# Blocking algorithms/data structures

- **A blocking algorithm allows one thread to prevent other threads from completing operations on a shared data structure indefinitely**
- **Example:**
  - Thread 0 takes a lock on a node in our linked list
  - Thread 0 is swapped out by the OS, or crashes, or is just really slow (takes a page fault), etc.
  - Now, no other threads can complete operations on the data structure (although thread 0 is not actively making progress modifying it)
- **An algorithm that uses locks is blocking regardless of whether the lock implementation uses spinning or pre-emption**

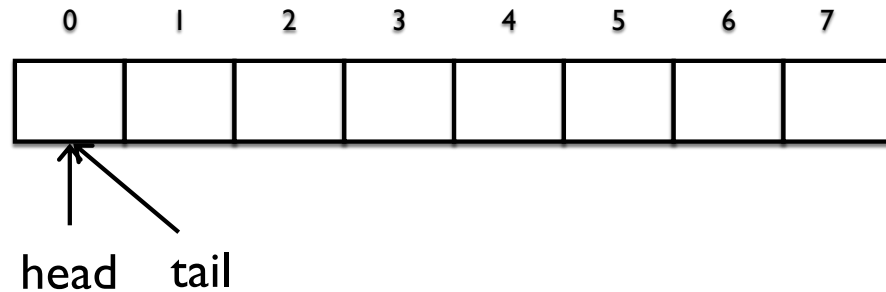
# Lock-free algorithms

- **Non-blocking algorithms are lock-free if some thread is guaranteed to make progress (“systemwide progress”)**
  - In lock-free case, it is not possible to preempt one of the threads at an inopportune time and prevent progress by rest of system
  - Note: this definition does not prevent starvation of any one thread

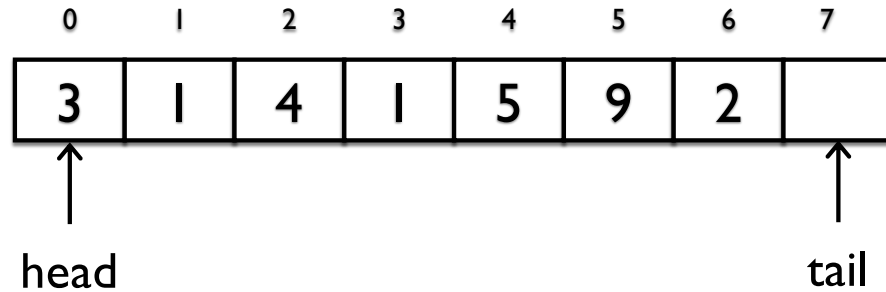


# Single Reader/Single Writer Bounded Queue

**Empty**

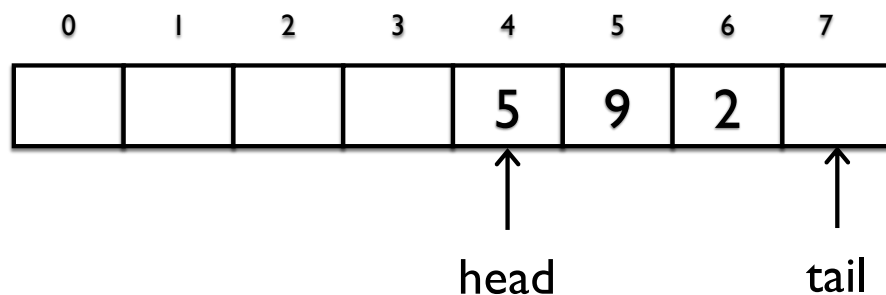


**Push 3, 1, 4, 1, 5, 9, 2**

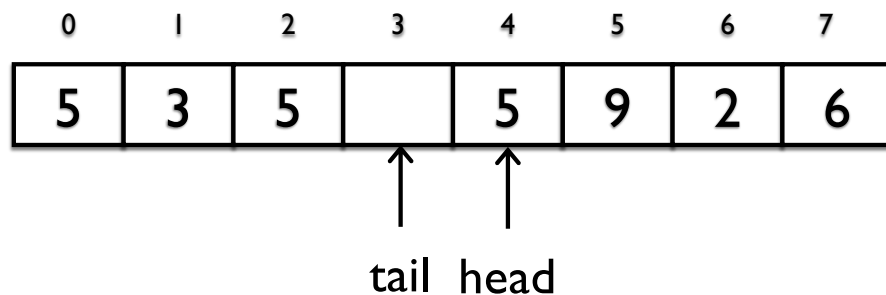


**Pop 4X**

Returns 3, 1, 4, 1



**Push 6, 5, 3, 5**



# Single reader, single writer bounded queue \*

```
struct Queue {
    int data[N];
    unsigned head; // head of queue
    unsigned tail; // next free element
};

void init(Queue* q) {
    q->head = q->tail = 0;
}

// return false if queue is full
bool push(Queue* q, int value) {
    // queue is full if tail is element before head
    if (q->head == MOD_N(q->tail + 1))
        return false;

    q->data[q->tail] = value;
    q->tail = MOD_N(q->tail + 1);
    return true;
}

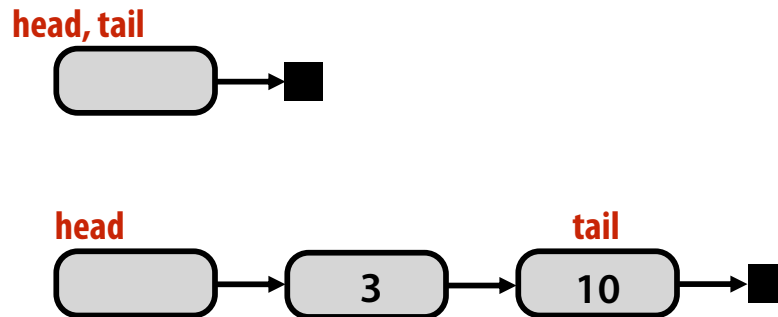
// returns false if queue is empty
bool pop(Queue* q, int* value) {
    // if not empty
    if (q->head != q->tail) {
        *value = q->data[q->head];
        q->head = MOD_N(q->head + 1);
        return true;
    }
    return false;
}
```

- Only two threads (one producer, one consumer) accessing queue at the same time
- Threads never synchronize or wait on each other
  - When queue is empty (pop fails), when it is full (push fails)
  - *What is special about operations on head & tail that avoids need for synchronization?*

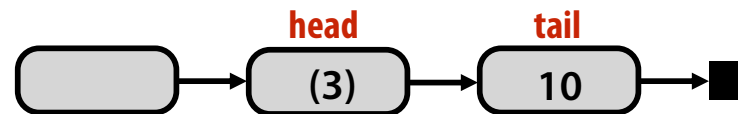
\* Assume a sequentially consistent memory system

# Single reader, single writer unbounded queue (Leaky)

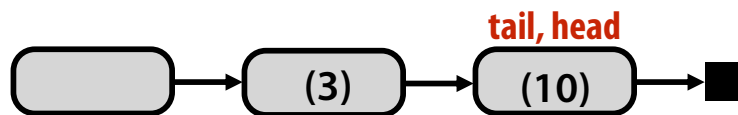
push 3, push 10



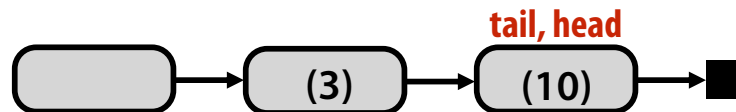
pop (returns 3)



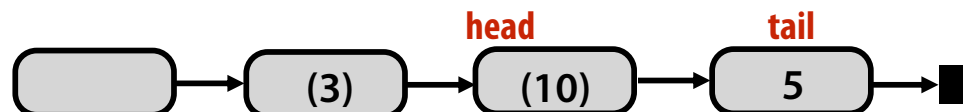
pop (returns 10)



pop (returns false... queue empty)



push 5



# Single reader, single writer unbounded queue \* (Leaky)

Source: Dr. Dobbs Journal

```
struct Node {
    Node* next;
    int value;
};

struct Queue {
    Node* head;
    Node* tail;
};

void init(Queue* q) {
    q->head = q->tail = new Node;
}
```

```
void push(Queue* q, int value) {

    Node* n = new Node;
    n->next = NULL;
    n->value = value;

    q->tail->next = n;
    q->tail = q->tail->next;

}

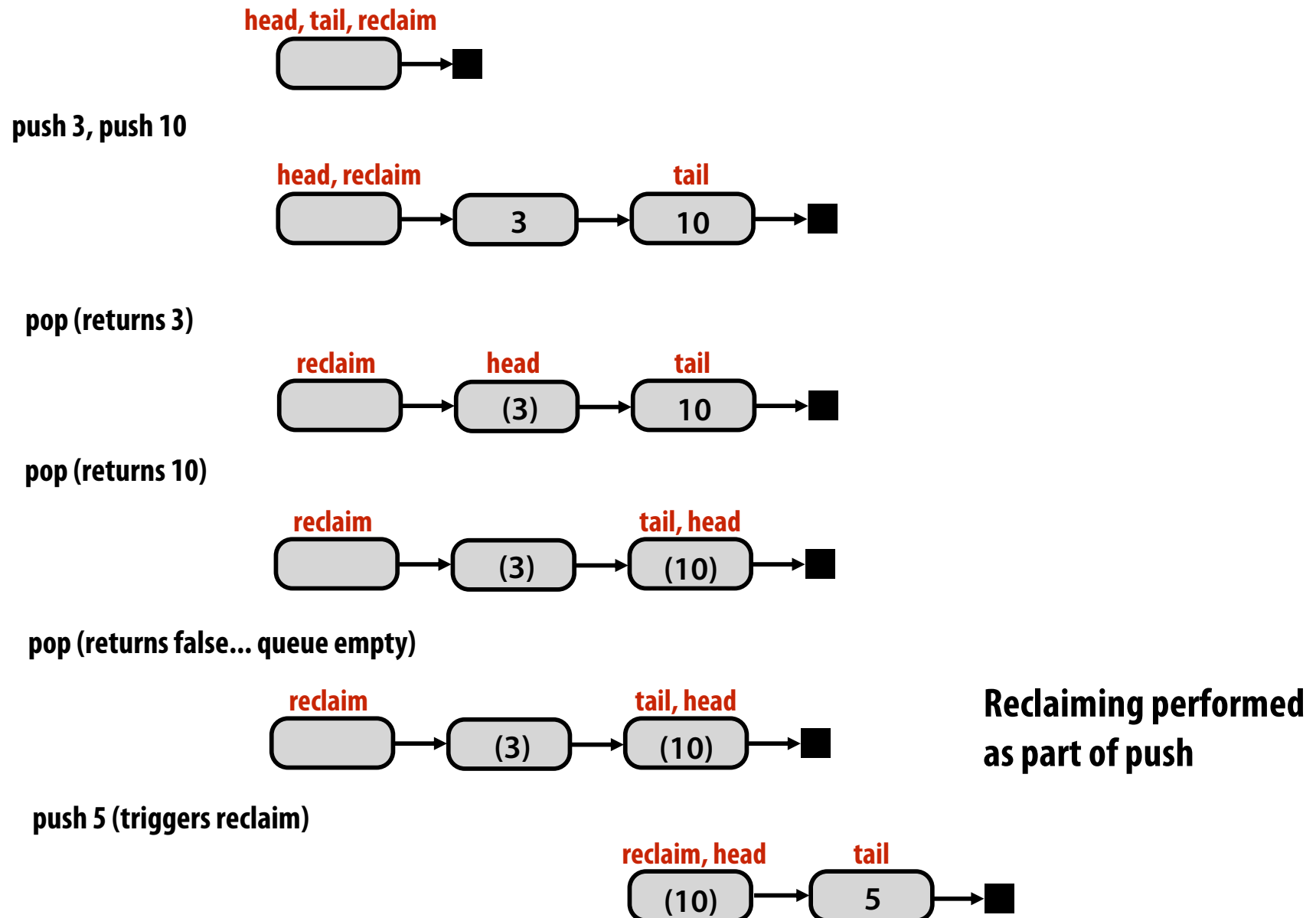
// returns false if queue is empty
bool pop(Queue* q, int* value) {

    if (q->head != q->tail) {
        *value = q->head->next->value;
        q->head = q->head->next;
        return true;
    }
    return false;
}
```

- Tail points to last element added
- Head points to element BEFORE head of queue
- Construction of list performed by single thread
  - Only push modifies tail; only pop modifies head

\* Assume a sequentially consistent memory system

# Single reader, single writer unbounded queue



# Single reader, single writer unbounded queue \*

Source: Dr. Dobbs Journal

```
struct Node {
    Node* next;
    int value;
};

struct Queue {
    Node* head;
    Node* tail;
    Node* reclaim;
};

void init(Queue* q) {
    q->head = q->tail = q->reclaim = new Node;
}
```

```
void push(Queue* q, int value) {

    Node* n = new Node;
    n->next = NULL;
    n->value = value;

    q->tail->next = n;
    q->tail = q->tail->next;

    while (q->reclaim != q->head) {
        Node* tmp = q->reclaim;
        q->reclaim = q->reclaim->next;
        delete tmp;
    }

    // returns false if queue is empty
    bool pop(Queue* q, int* value) {

        if (q->head != q->tail) {
            *value = q->head->next->value;
            q->head = q->head->next;
            return true;
        }
        return false;
    }
}
```

- Tail points to last element added
- Head points to element BEFORE head of queue
- Allocation and deletion performed by the same thread (producer)
  - Only push modifies tail & reclaim; only pop modifies head

\* Assume a sequentially consistent memory system

# Lock-free stack (first try)

```
struct Node {
    Node* next;
    int value;
};

struct Stack {
    Node* top;
};

void init(Stack* s) {
    s->top = NULL;
}

void push(Stack* s, Node* n) {
    while (1) {
        Node* old_top = s->top;
        n->next = old_top;
        if (compare_and_swap(&s->top, old_top, n) == old_top)
            return;
    }
}

Node* pop(Stack* s) {
    while (1) {
        Node* old_top = s->top;
        if (old_top == NULL)
            return NULL;
        Node* new_top = old_top->next;
        if (compare_and_swap(&s->top, old_top, new_top) == old_top)
            return old_top; // Assume that consumer then recycles old_top
    }
}
```

**Main idea: as long as no other thread has modified the stack, a thread's modification can proceed. Note difference from fine-grained locks example earlier: before, implementation locked a part of a data-structure for fine-grained access. Here, threads do not hold lock on data-structure at all.**

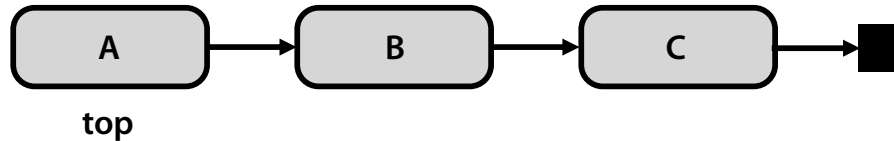
\* Assume a sequentially consistent memory system

# The ABA problem

A, B, C, and D are stack node addresses.

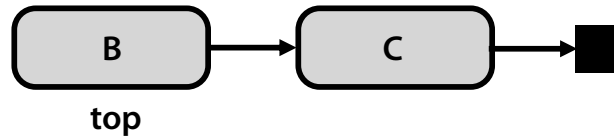
Thread 0

Thread 1

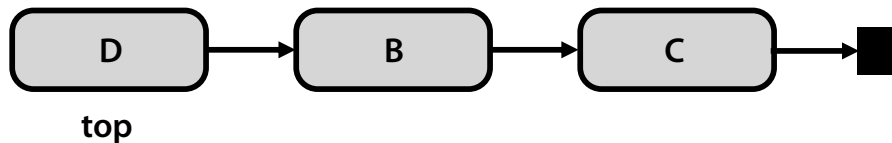


begin pop() (local variable: old\_top = A, new\_top = B)

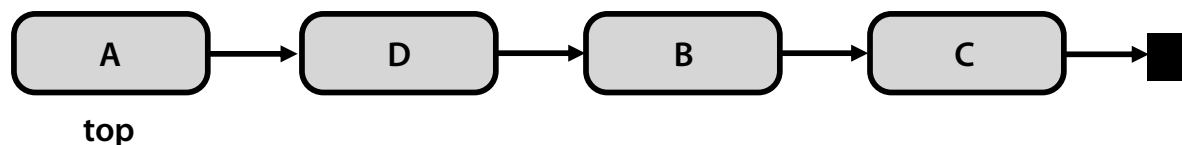
begin pop() (local variable old\_top == A)  
complete pop() (returns A)



begin push(D)  
complete push(D)

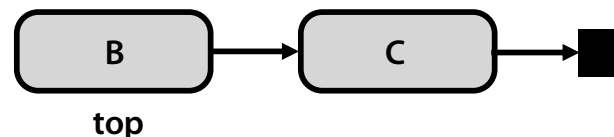


modify node A: e.g., set value = 42  
begin push(A)  
complete push(A)



CAS succeeds (sets top to B!)  
complete pop() (returns A)

**Stack structure is corrupted! (lost D)**



time



# Why Does ABA Problem Arise?

- **Use node address as identifier**
  - **Assume that if atomic CAS gets matching address, list has not been modified**
- **But, what if node has been deleted and recycled?**
  - **Atomic CAS can get matching address, even though has been modified**

# Lock-free stack using counter for ABA soln

```
struct Node {
    Node* next;
    int value;
};


struct Stack {
    Node* top;
    int pop_count;
};

void init(Stack* s) {
    s->top = NULL;
}

void push(Stack* s, Node* n) {
    while (1) {
        Node* old_top = s->top;
        n->next = old_top;
        if (compare_and_swap(&s->top, old_top, n) == old_top)
            return;
    }
}

Node* pop(Stack* s) {
    while (1) {
        int pop_count = s->pop_count;
        Node* top = s->top;
        if (top == NULL)
            return NULL;
        Node* new_top = top->next;
        if (double_compare_and_swap(&s->top, top, new_top,
                                   &s->pop_count, pop_count, pop_count+1))
            return top;
    }
}
```

test to see if either have changed (in this example: return true if no changes)



- Maintain counter of pop operations
- Requires machine to support “double compare and swap” (DCAS) or doubleword CAS
- Could also solve ABA problem with node allocation and/or element reuse policies

# Compare and swap on x86

- **x86 supports a “wide” compare-and-swap instruction**
  - Not quite the “double compare-and-swap” used in the code on the previous slide
  - But could simply ensure the stack’s count and top fields are contiguous in memory to use the 64-bit wide single compare-and-swap instruction below.
- **cmpxchg8b**
  - “compare and exchange eight bytes”
  - Can be used for compare-and-swap of two 32-bit values
- **cmpxchg16b**
  - “compare and exchange 16 bytes”
  - Can be used for compare-and-swap of two 64-bit values

# Another Concern: Referencing Freed Memory

```
struct Node {
    Node* next;
    int value;
};

struct Stack {
    Node* top;
    int pop_count;
};
```

```
void init(Stack* s) {
    s->top = NULL;
}

void push(Stack* s, Node* n) {
    while (1) {
        Node* old_top = s->top;
        n->next = old_top;
        if (compare_and_swap(&s->top, old_top, n) == old_top)
            return;
    }
}
```

```
Node* pop(Stack* s) {
    while (1) {
        int pop_count = s->pop_count;
        Node* top = s->top;
        if (top == NULL)
            return NULL;
        Node* new_top = top->next;
        if (double_compare_and_swap(&s->top, top, new_top,
                                   &s->pop_count, pop_count, pop_count+1))
            return top;
    }
}
```

What if top has been freed at this point by another thread that popped it?

## T1 & T2 both popping

### Case 1:

1. T1 completes pop and gets copy of top
2. T2 starts pop
  - But will get different value for top

### Case 2:

1. T1 has not yet done CAS
2. T2 starts pop
  - Both have same copy of top
  - Both have same value for pop\_count
3. T1 does CAS
  - Then CAS by T2 will fail
  - So, doesn't matter that T2 had stale data

Possible for T1 to recycle top and therefore T2 to get bogus value for new\_top, but CAS will fail. So, this all looks OK.

# Another ABA Solution: Hazard Pointers

```
struct Node {
    Node* next;
    int value;
};

struct Stack {
    Node* top;
};

Node *hazard[NUM_THREADS];

void init(Stack* s) {
    s->top = NULL;
}

void push(Stack* s, Node* n) {
    while (1) {
        Node* old_top = s->top;
        n->next = old_top;
        if (compare_and_swap(&s->top, old_top, n) == old_top)
            return;
    }
}

Node* pop(Stack* s) {
    while (1) {
        hazard[t] = s->top;
        Node* top = hazard[t];
        if (top == NULL)
            return NULL;
        Node* new_top = top->next;
        if (compare_and_swap(&s->top, top, new_top))
            return top; // Caller must clear hazard[t] when it's done with top
    }
}
```

- Node cannot be recycled or reused if matches any hazard pointer

# Lock-free linked list insertion \*

```
struct Node {
    int value;
    Node* next;
};

struct List {
    Node* head;
};

// insert new node after specified node
void insert_after(List* list, Node* after, int value) {

    Node* n = new Node;
    n->value = value;

    // assume case of insert into empty list handled
    // here (keep code on slide simple for class discussion)

    Node* prev = list->head;

    while (prev->next) {
        if (prev == after) {
            while (1) {
                Node* old_next = prev->next;
                n->next = old_next;
                if (compare_and_swap(&prev->next, old_next, n) == old_next)
                    return;
            }
        }
        prev = prev->next;
    }
}
```

**Compared to fine-grained  
locking implementation:**

**No overhead of taking locks  
No per-node storage overhead**

\* For simplicity, this slide assumes the \*only\* operation on the list is insert

# Lock-free linked list deletion

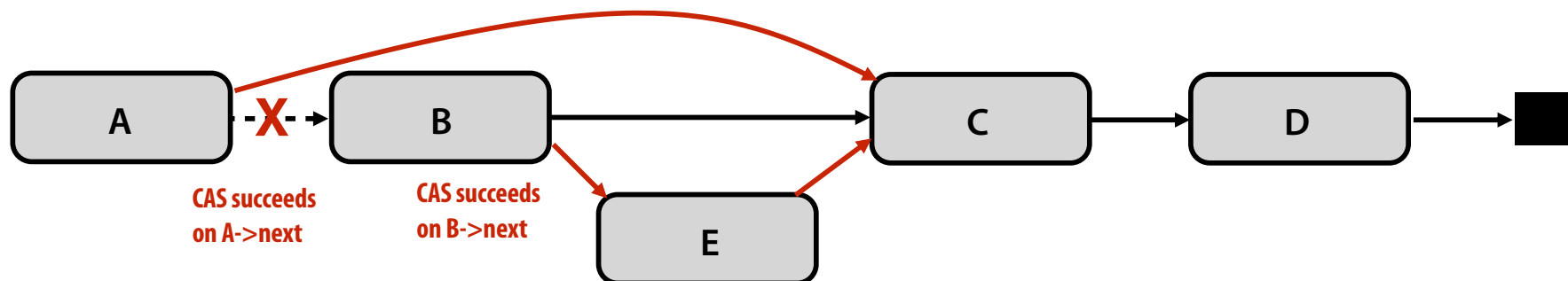
Supporting lock-free deletion significantly complicates data-structure

Consider case where B is deleted simultaneously with successful insertion of E after B.

B now points to E, but B is not in the list!

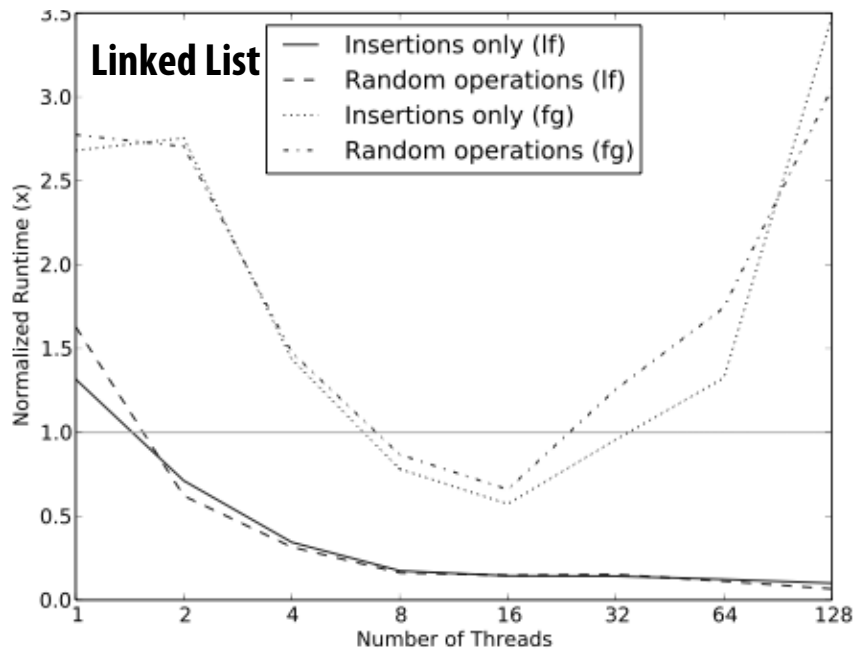
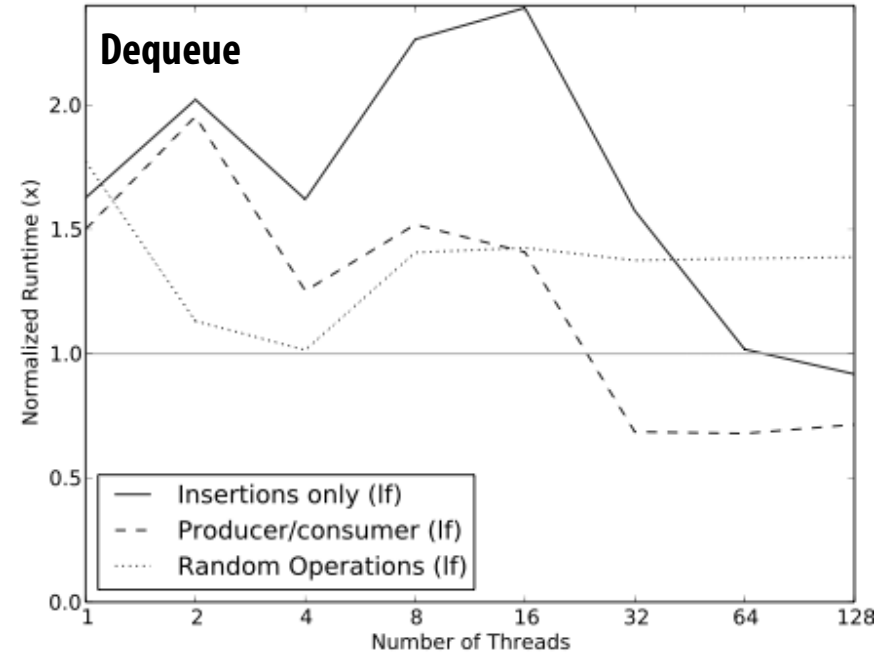
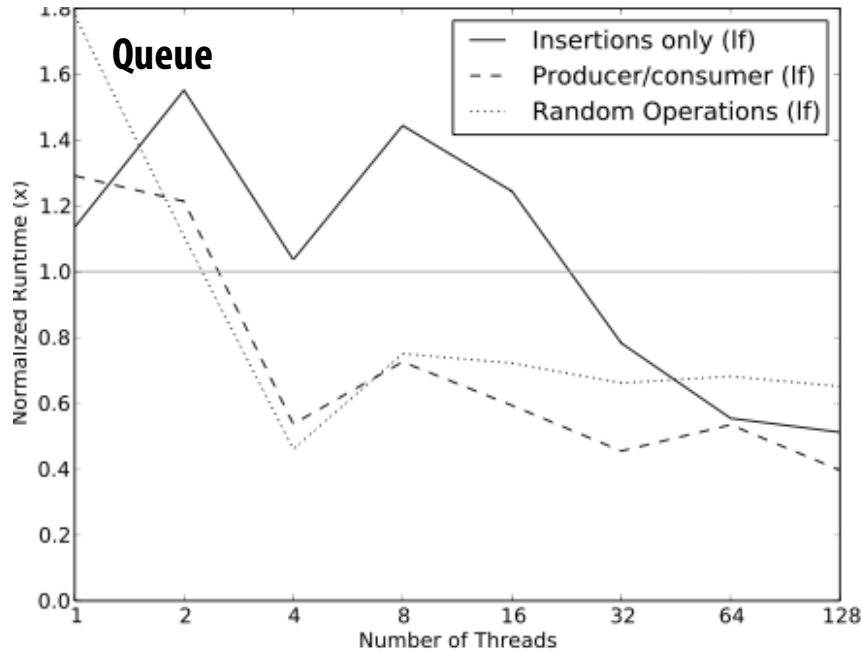
For the curious:

- Harris 2001. A Pragmatic Implementation of Non-blocking Linked-Lists
- Fomitchev 2004. Lock-free linked lists and skip lists



# Lock-free vs. locks performance comparison

Lock-free algorithm run time normalized to run time of using pthread mutex locks



If = "lock free"  
fg = "fine grained lock"

Source: Hunt 2011. Characterizing the Performance and Energy Efficiency of Lock-Free Data Structures



# In practice: why lock free data-structures?

- **When optimizing parallel programs in this class you often assume that only your program is using the machine**
  - Because you care about performance
  - Typical assumption in scientific computing, graphics, data analytics, etc.
- **In these cases, well written code with locks can be as fast (or faster) than lock-free code**
- **But there are situations where code with locks can suffer from tricky performance problems**
  - Multi-programmed situations where page faults, pre-emption, etc. can occur while thread is in a critical section
  - Creates problems like priority inversion, convoying, crashing in critical section, etc. that are often discussed in OS classes
- **Lock free also does well with large data structures with sparse updates**
  - Chances of two updates at same place are very low

# Summary

- **Use fine-grained locking to reduce contention (maximize parallelism) in operations on shared data structures**
  - But fine-granularity can increase code complexity (errors) and increase execution overhead
- **Lock-free data structures: non-blocking solution to avoid overheads due to locks**
  - But can be tricky to implement (ensuring correctness in a lock-free setting has its own overheads)
  - Still requires appropriate memory fences on modern relaxed consistency hardware
- **Note: a lock-free design does not eliminate contention**
  - Compare-and-swap can fail under heavy contention, requiring spins

# More reading

- **Michael and Scott 1996. Simple, Fast and Practical Non-Blocking and Blocking Concurrent Queue Algorithms**
  - **Multiple reader/writer lock-free queue**
- **Harris 2001. A Pragmatic Implementation of Non-Blocking Linked-Lists**
- **Many good blog posts and articles on the web:**
  - **<http://www.drdoobbs.com/cpp/lock-free-code-a-false-sense-of-security/210600279>**
  - **<http://developers.memsql.com/blog/common-pitfalls-in-writing-lock-free-algorithms/>**
- **Often students like to implement lock-free data structures for projects**
  - **Linked list, skip-list based maps (Java's ConcurrentSkipListMap), list-based sets, etc.**
  - **Recommend using CMU Ph.D. student Michael Sullivan's RMC system to implement these projects.**