

Dynamic Memory Allocation: Advanced Concepts

15-213 / 18-213: Introduction to Computer Systems
19th Lecture, Jul 9, 2015

Instructors:

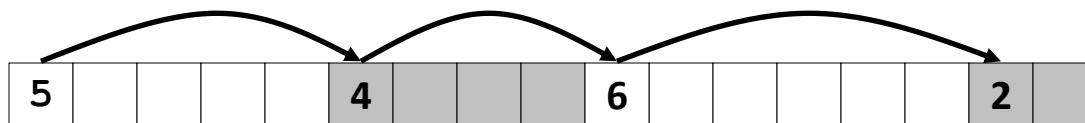
nwf and Greg Kesden

Today

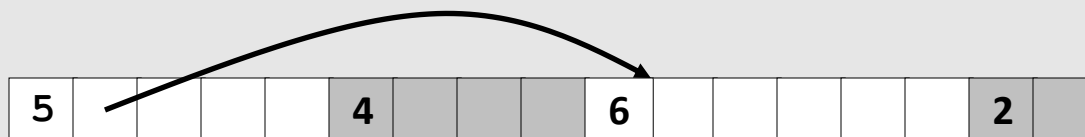
- **Explicit free lists**
- Segregated free lists
- Garbage collection
- Memory-related perils and pitfalls

Keeping Track of Free Blocks

- Method 1: *Implicit free list* using length—links all blocks



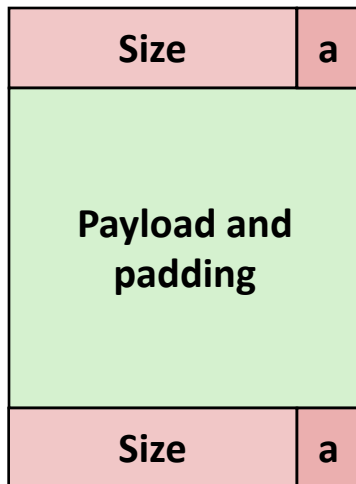
- Method 2: *Explicit free list* among the free blocks using pointers



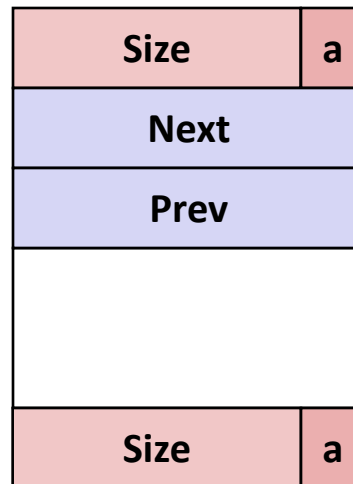
- Method 3: *Segregated free list*
 - Different free lists for different size classes
- Method 4: *Blocks sorted by size*
 - Can use a balanced tree (e.g. Red-Black tree) with pointers within each free block, and the length used as a key

Explicit Free Lists

Allocated (as before)



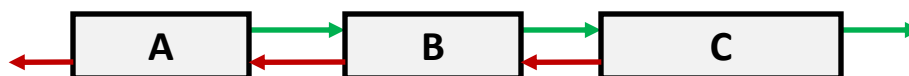
Free



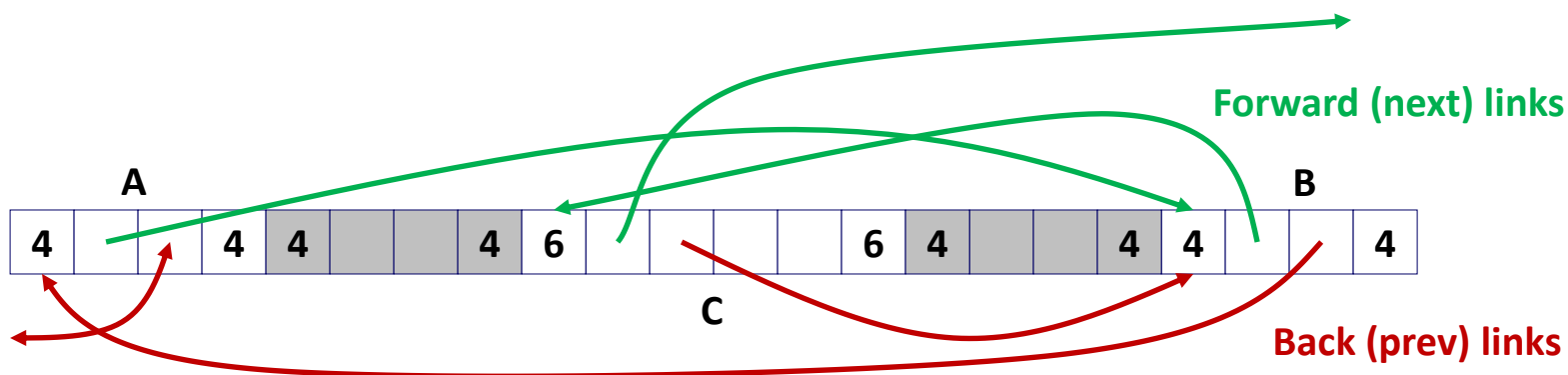
- Maintain list(s) of *free* blocks, not *all* blocks
 - The “next” free block could be anywhere
 - So we need to store forward/back pointers, not just sizes
 - Still need boundary tags for coalescing
 - Luckily we track only free blocks, so we can use payload area

Explicit Free Lists

- Logically:



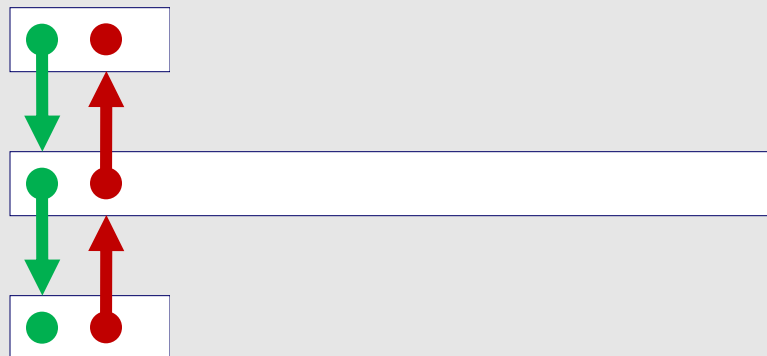
- Physically: blocks can be in any order



Allocating From Explicit Free Lists

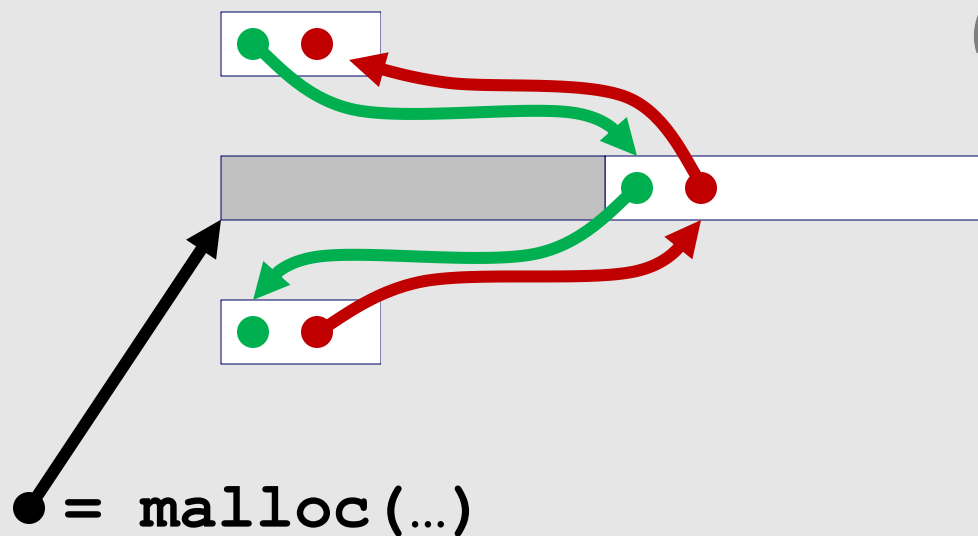
conceptual graphic

Before



After

(with splitting)



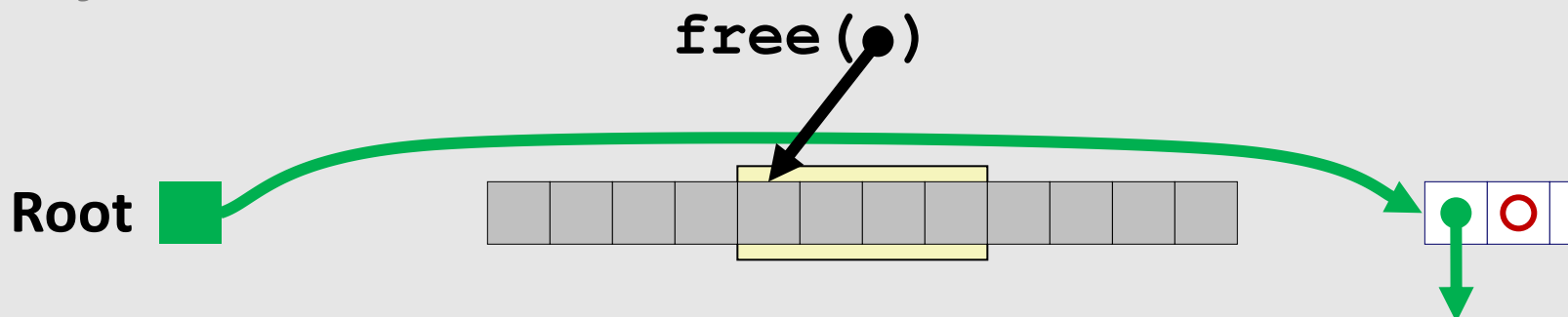
Freeing With Explicit Free Lists

- ***Insertion policy:*** Where in the free list do you put a newly freed block?
 - **LIFO (last-in-first-out) policy**
 - Insert freed block at the beginning of the free list
 - ***Pro:*** simple and constant time
 - ***Con:*** studies suggest fragmentation is worse than address ordered
 - **Address-ordered policy**
 - Insert freed blocks so that free list blocks are always in address order:
$$addr(prev) < addr(curr) < addr(next)$$
 - ***Con:*** requires search
 - ***Pro:*** studies suggest fragmentation is lower than LIFO

Freeing With a LIFO Policy (Case 1)

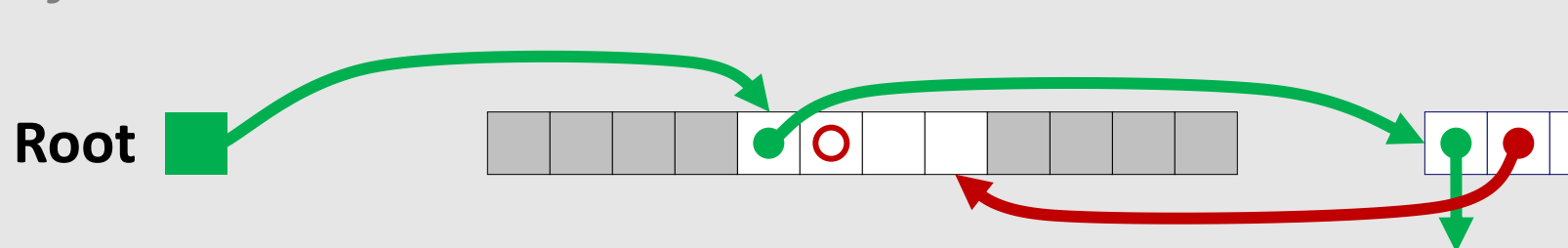
conceptual graphic

Before



- Insert the freed block at the root of the list

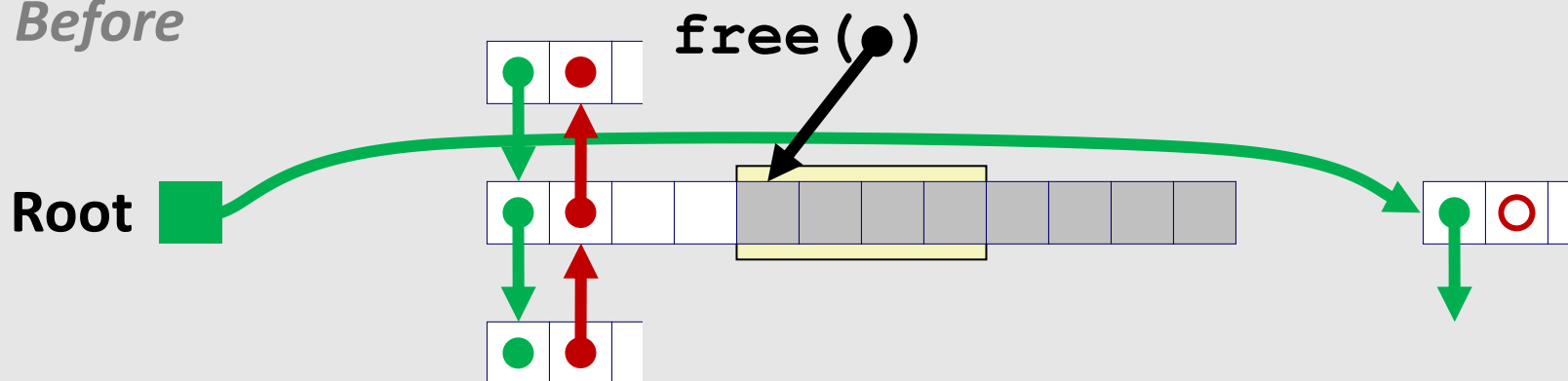
After



Freeing With a LIFO Policy (Case 2)

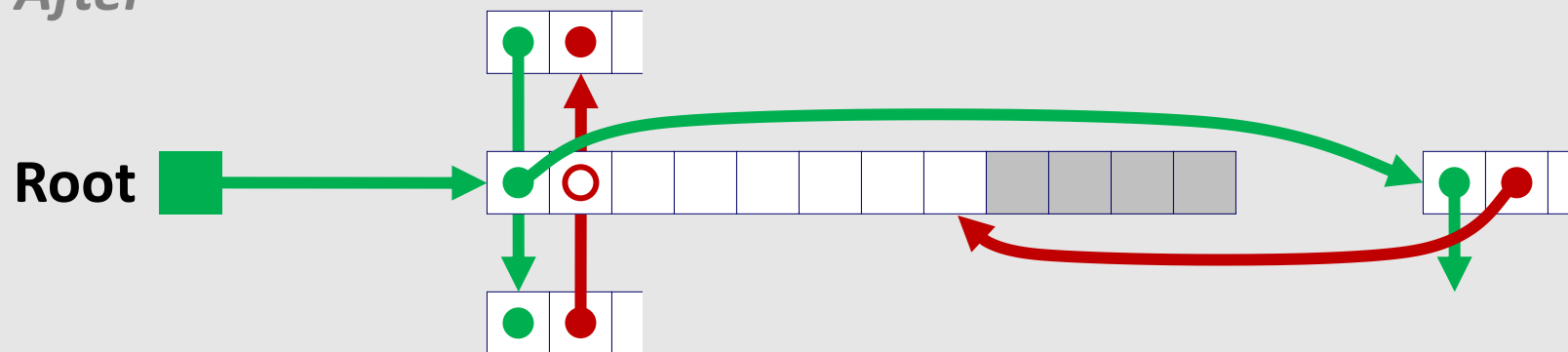
conceptual graphic

Before



- Splice out predecessor block, coalesce both memory blocks, and insert the new block at the root of the list

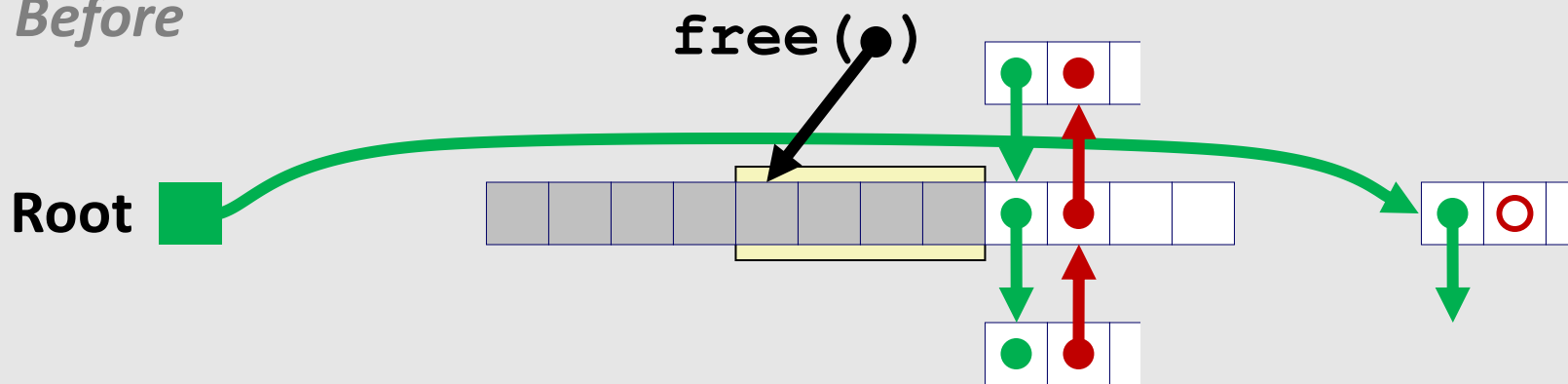
After



Freeing With a LIFO Policy (Case 3)

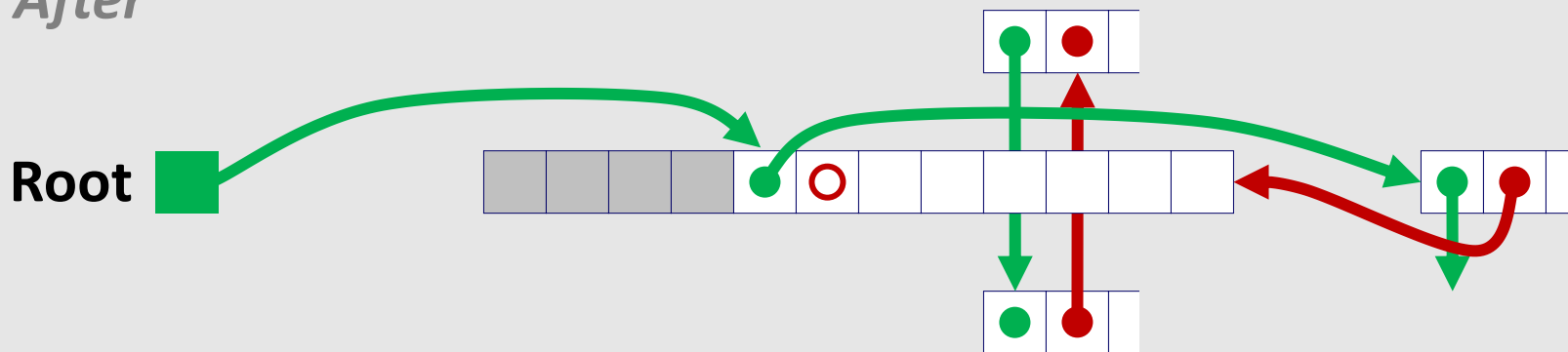
conceptual graphic

Before



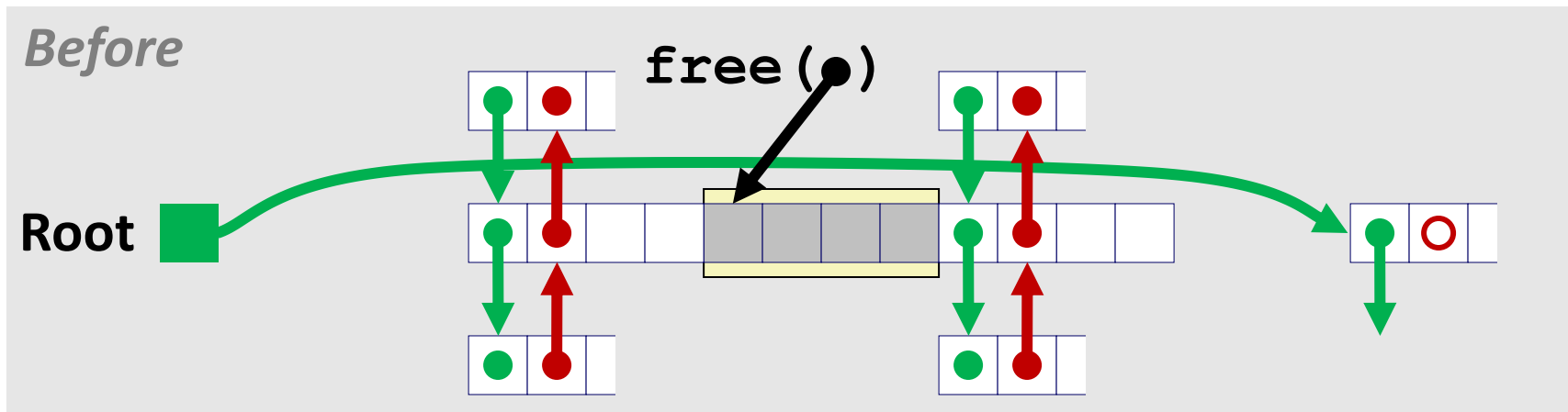
- Splice out successor block, coalesce both memory blocks and insert the new block at the root of the list

After

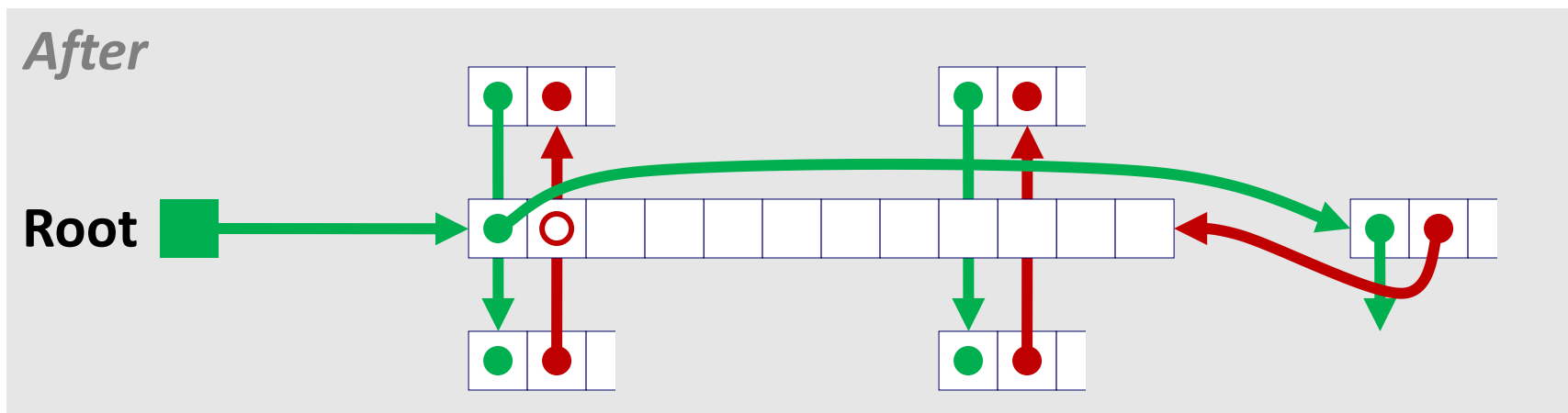


Freeing With a LIFO Policy (Case 4)

conceptual graphic



- Splice out predecessor and successor blocks, coalesce all 3 memory blocks and insert the new block at the root of the list



Explicit List Summary

■ Comparison to implicit list:

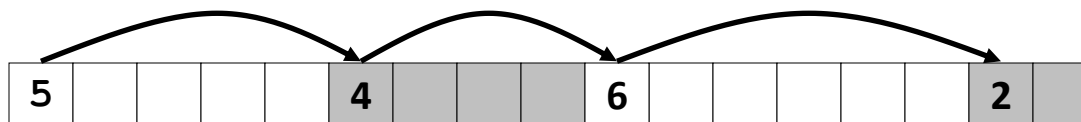
- Allocate is linear time in number of *free* blocks instead of *all* blocks
 - *Much faster* when most of the memory is full
- Slightly more complicated allocate and free since needs to splice blocks in and out of the list
- Some extra space for the links (2 extra words needed for each block)
 - Does this increase internal fragmentation?

■ Most common use of linked lists is in conjunction with segregated free lists

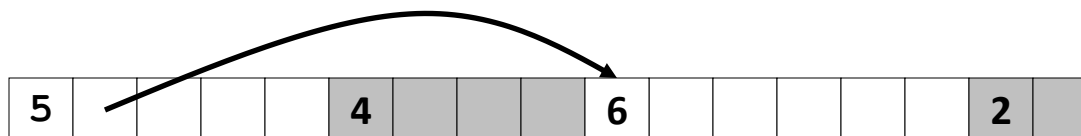
- Keep multiple linked lists of different size classes, or possibly for different types of objects

Keeping Track of Free Blocks

- Method 1: *Implicit list* using length—links all blocks



- Method 2: *Explicit list* among the free blocks using pointers



- Method 3: *Segregated free list*

- Different free lists for different size classes

- Method 4: *Blocks sorted by size*

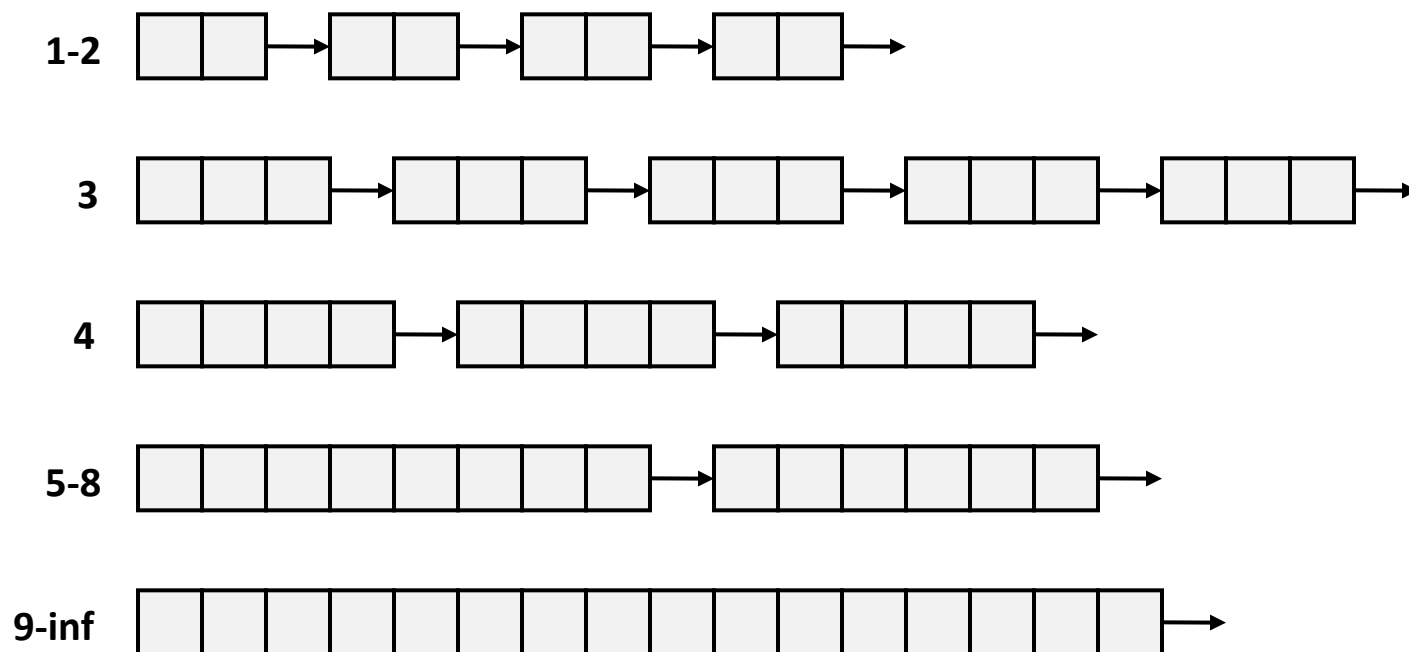
- Can use a balanced tree (e.g. Red-Black tree) with pointers within each free block, and the length used as a key

Today

- Explicit free lists
- **Segregated free lists**
- Garbage collection
- Memory-related perils and pitfalls

Segregated List (Seglist) Allocators

- Each *size class* of blocks has its own free list



- Often have separate classes for each small size
- For larger sizes: One class for each two-power size

Seglist Allocator

- Given an array of free lists, each one for some size class
- To allocate a block of size n :
 - Search appropriate free list for block of size $m > n$
 - If an appropriate block is found:
 - Split block and place fragment on appropriate list (optional)
 - If no block is found, try next larger class
 - Repeat until block is found
- If no block is found:
 - Request additional heap memory from OS (using **sbrk()**)
 - Allocate block of n bytes from this new memory
 - Place remainder as a single free block in largest size class.

Seglist Allocator (cont.)

■ To free a block:

- Coalesce and place on appropriate list

■ Advantages of seglist allocators

- Higher throughput
 - log time for power-of-two size classes
- Better memory utilization
 - First-fit search of segregated free list approximates a best-fit search of entire heap.
 - Extreme case: Giving each block its own size class is equivalent to best-fit.

More Info on Allocators

- **D. Knuth, “*The Art of Computer Programming*”, 2nd edition, Addison Wesley, 1973**
 - The classic reference on dynamic storage allocation

- **Wilson et al, “*Dynamic Storage Allocation: A Survey and Critical Review*”, Proc. 1995 Int’l Workshop on Memory Management, Kinross, Scotland, Sept, 1995.**
 - Comprehensive survey
 - Available from CS:APP student site (csapp.cs.cmu.edu)

Today

- Explicit free lists
- Segregated free lists
- **Garbage collection**
- Memory-related perils and pitfalls

Implicit Memory Management: Garbage Collection

- ***Garbage collection***: automatic reclamation of heap-allocated storage—application never has to free

```
void foo() {  
    int *p = malloc(128);  
    return; /* p block is now garbage */  
}
```

- **Common in many dynamic languages:**
 - Python, Ruby, Java, Perl, ML, Lisp, Mathematica
- **Variants (“conservative” garbage collectors) exist for C and C++**
 - However, cannot necessarily collect all garbage

Garbage Collection

- **How does the memory manager know when memory can be freed?**
 - In general we cannot know what is going to be used in the future since it depends on conditionals
 - But we can tell that certain blocks cannot be used if there are no pointers to them

- **Must make certain assumptions about pointers**
 - Memory manager can distinguish pointers from non-pointers
 - All pointers point to the start of a block
 - Cannot hide pointers
(e.g., by coercing them to an `int`, and then back again)

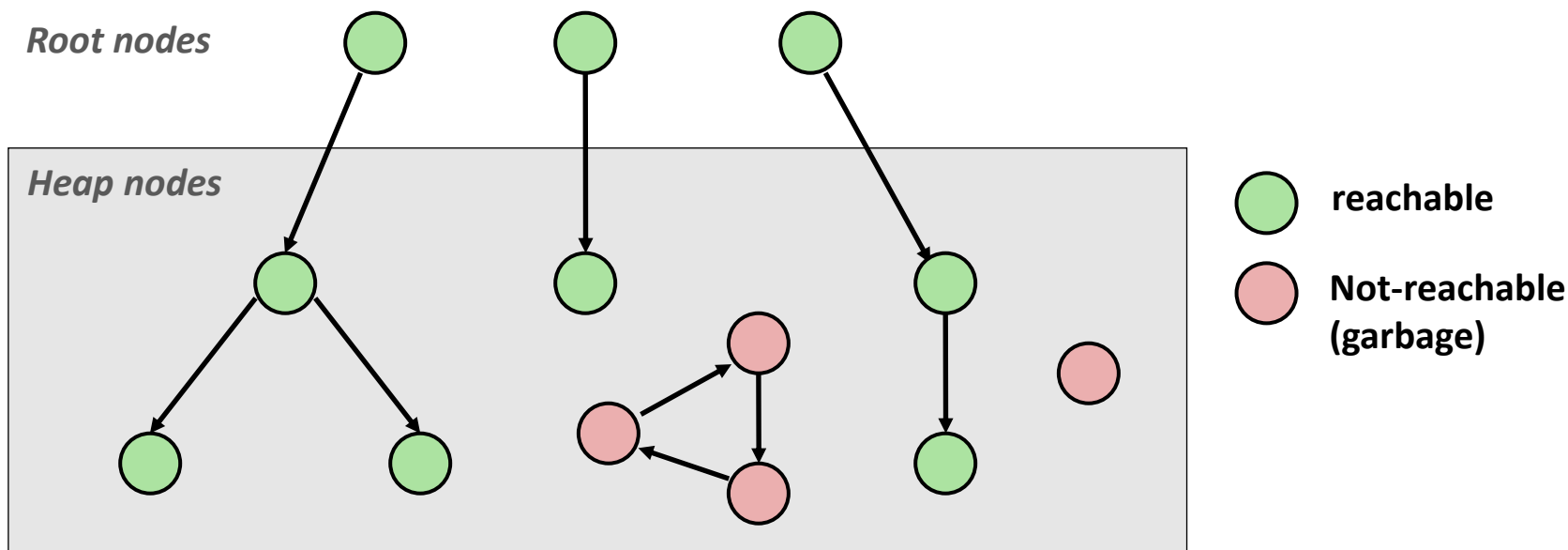
Classical GC Algorithms

- **Mark-and-sweep collection (McCarthy, 1960)**
 - Does not move blocks (unless you also “compact”)
- **Reference counting (Collins, 1960)**
 - Does not move blocks (not discussed)
- **Copying collection (Minsky, 1963)**
 - Moves blocks (not discussed)
- **Generational Collectors (Lieberman and Hewitt, 1983)**
 - Collection based on lifetimes
 - Most allocations become garbage very soon
 - So focus reclamation work on zones of memory recently allocated
- **For more information:**
Jones and Lin, “*Garbage Collection: Algorithms for Automatic Dynamic Memory*”, John Wiley & Sons, 1996.

Memory as a Graph

■ We view memory as a directed graph

- Each block is a node in the graph
- Each pointer is an edge in the graph
- Locations not in the heap that contain pointers into the heap are called **root** nodes (e.g. registers, locations on the stack, global variables)

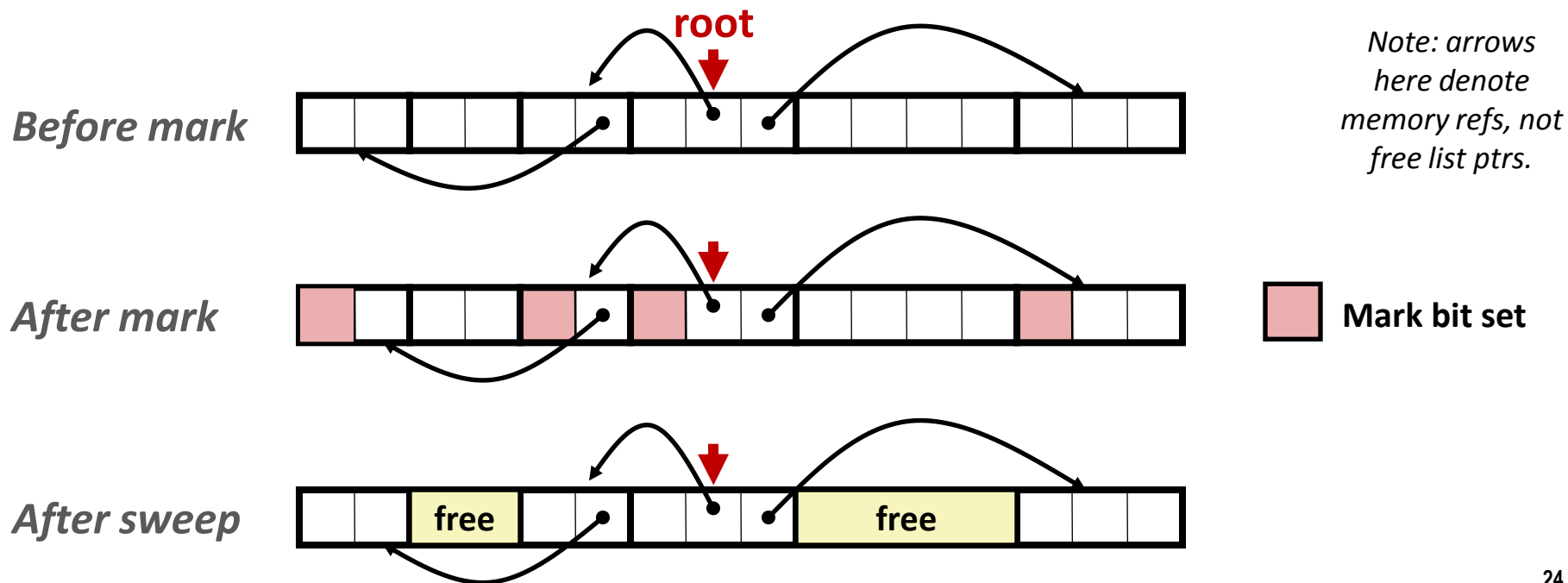


A node (block) is **reachable** if there is a path from any root to that node.

Non-reachable nodes are **garbage** (cannot be needed by the application)

Mark and Sweep Collecting

- Can build on top of malloc/free package
 - Allocate using `malloc` until you “run out of space”
- When out of space:
 - Use extra **mark bit** in the head of each block
 - **Mark:** Start at roots and set mark bit on each reachable block
 - **Sweep:** Scan all blocks and free blocks that are not marked



Assumptions For a Simple Implementation

■ Application

- `new(n)`: returns pointer to new block with all locations cleared
- `read(b,i)`: read location `i` of block `b` into register
- `write(b,i,v)`: write `v` into location `i` of block `b`

■ Each block will have a header word

- addressed as `b[-1]`, for a block `b`
- Used for different purposes in different collectors

■ Instructions used by the Garbage Collector

- `is_ptr(p)`: determines whether `p` is a pointer
- `length(b)`: returns the length of block `b`, not including the header
- `get_roots()`: returns all the roots

Mark and Sweep (cont.)

Mark using depth-first traversal of the memory graph

```
ptr mark(ptr p) {  
    if (!is_ptr(p)) return;           // do nothing if not pointer  
    if (markBitSet(p)) return;        // check if already marked  
    setMarkBit(p);                    // set the mark bit  
    for (i=0; i < length(p); i++)    // call mark on all words  
        mark(p[i]);                  // in the block  
    return;  
}
```


Sweep using lengths to find next block

```
ptr sweep(ptr p, ptr end) {  
    while (p < end) {  
        if markBitSet(p)  
            clearMarkBit();  
        else if (allocateBitSet(p))  
            free(p);  
        p += length(p);  
    }  
}
```

Conservative Mark & Sweep in C

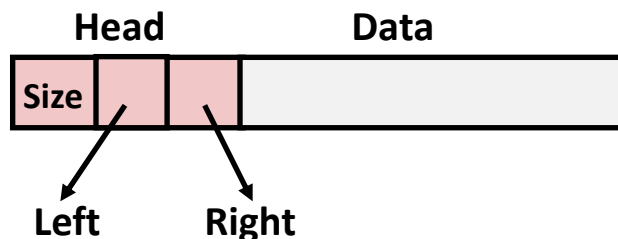
■ A “conservative garbage collector” for C programs

- `is_ptr()` determines if a word is a pointer by checking if it points to an allocated block of memory
- But, in C pointers can point to the middle of a block



■ So how to find the beginning of the block?

- Can use a balanced binary tree to keep track of all allocated blocks (key is start-of-block)
- Balanced-tree pointers can be stored in header (use two additional words)



Left: smaller addresses
Right: larger addresses

Today

- Explicit free lists
- Segregated free lists
- Garbage collection
- **Memory-related perils and pitfalls**

Memory-Related Perils and Pitfalls

- Dereferencing bad pointers
- Reading uninitialized memory
- Overwriting memory
- Referencing nonexistent variables
- Freeing blocks multiple times
- Referencing freed blocks
- Failing to free blocks

C operators

Operators

```
( )  [ ]  ->  .
!  ~  ++  --  +  -  *  &  (type)  sizeof
*  /  %
+  -
<<  >>
<  <=  >  >=
==  !=
&
^
|
&&
||
?:
=  +=  -=  *=  /=  %=  &=  ^=  !=  <<=  >>=
,
```

Associativity

```
left to right
right to left
left to right
left to right
left to right
left to right
left to right
left to right
left to right
left to right
right to left
right to left
left to right
```

- `->`, `()`, and `[]` have high precedence, with `*` and `&` just below
- Unary `+`, `-`, and `*` have higher precedence than binary forms

C Pointer Declarations: Test Yourself!

<code>int *p</code>	p is a pointer to int	cdec1 program can help!
<code>int *p[13]</code>	p is an array[13] of pointer to int	
<code>int *(p[13])</code>	p is an array[13] of pointer to int	
<code>int **p</code>	p is a pointer to a pointer to an int	
<code>int (*p)[13]</code>	p is a pointer to an array[13] of int	
<code>int *f()</code>	f is a function returning a pointer to int	
<code>int (*f)()</code>	f is a pointer to a function returning int	
<code>int (*(*f()) [13])()</code>	f is a function returning ptr to an array[13] of pointers to functions returning int	
<code>int (*(*x[3])()) [5]</code>	x is an array[3] of pointers to functions returning pointers to array[5] of ints	

Dereferencing Bad Pointers

■ The classic scanf bug

```
int val;  
  
...  
  
scanf("%d", val);
```


Reading Uninitialized Memory

- Assuming that heap data is initialized to zero

```
/* return y = Ax */
int *matvec(int **A, int *x) {
    int *y = malloc(N*sizeof(int));
    int i, j;

    for (i=0; i<N; i++)
        for (j=0; j<N; j++)
            y[i] += A[i][j]*x[j];
    return y;
}
```

Overwriting Memory

- Allocating the (possibly) wrong sized object

```
int **p;  
  
p = malloc(N*sizeof(int));  
  
for (i=0; i<N; i++) {  
    p[i] = malloc(M*sizeof(int));  
}
```

Overwriting Memory

■ Off-by-one error

```
int **p;  
  
p = malloc(N*sizeof(int *));  
  
for (i=0; i<=N; i++) {  
    p[i] = malloc(M*sizeof(int));  
}
```

Overwriting Memory

- Not checking the max string size

```
char s[8];  
int i;  
  
gets(s);  /* reads "123456789" from stdin */
```

- Sounds familiar, eh?

Overwriting Memory

- Misunderstanding pointer arithmetic

```
int *search(int *p, int val) {  
    while (*p && *p != val)  
        p += sizeof(int);  
  
    return p;  
}
```

- What did we mean instead?

Overwriting Memory

- Referencing a pointer instead of the object it points to

```
int *BinheapDelete(int **binheap, int *size) {  
    int *packet;  
    packet = binheap[0];  
    binheap[0] = binheap[*size - 1];  
    *size--; // should be (*size)--;  
    Heapify(binheap, *size, 0);  
    return(packet);  
}
```

Referencing Nonexistent Variables

- Forgetting that local variables disappear when a function returns

```
int *foo () {  
    int val;  
  
    return &val;  
}
```

- AKA “returning stack allocated data up the stack”
 - OK to pass **down** the stack, but not up!

Freeing Blocks Multiple Times

■ Nasty!

```
x = malloc(N*sizeof(int));  
    <manipulate x>  
free(x);  
  
y = malloc(M*sizeof(int));  
    <manipulate y>  
free(x);
```


Referencing Freed Blocks

■ Evil!

```
x = malloc(N*sizeof(int));  
    <manipulate x>  
free(x);  
    ...  
y = malloc(M*sizeof(int));  
for (i=0; i<M; i++)  
    y[i] = x[i]++;
```

Failing to Free Blocks (Memory Leaks)

- Slow, long-term killer!

```
foo() {  
    int *x = malloc(N*sizeof(int));  
    . . .  
    return;  
}
```

Failing to Free Blocks (Memory Leaks)

■ Freeing only part of a data structure

```
struct list {  
    int val;  
    struct list *next;  
};  
  
foo() {  
    struct list *head = malloc(sizeof(struct list));  
    head->val = 0;  
    head->next = NULL;  
    <create and manipulate the rest of the list>  
    ...  
    free(head) ;  
    return;  
}
```

Dealing With Memory Bugs

■ Conventional debugger (gdb)

- Good for finding bad pointer dereferences
- Hard to detect the other memory bugs

■ Debugging `malloc` (UToronto CSRI `malloc`)

- Wrapper around conventional `malloc`
- Detects memory bugs at `malloc` and `free` boundaries
 - Memory overwrites that corrupt heap structures
 - Some instances of freeing blocks multiple times
 - Memory leaks
- Cannot detect all memory bugs
 - Overwrites into the middle of allocated blocks
 - Freeing block twice that has been reallocated in the interim
 - Referencing freed blocks

Dealing With Memory Bugs (cont.)

■ Some malloc implementations contain checking code

- Linux glibc malloc: `setenv MALLOC_CHECK_ 3`
- FreeBSD: `setenv MALLOC_OPTIONS AJR`

■ Binary translator: **valgrind (Linux), Purify**

- Powerful debugging and analysis technique
- Rewrites text section of executable object file
- Can detect all errors as debugging **malloc**
- Can also check each individual reference at runtime
 - Bad pointers
 - Overwriting
 - Referencing outside of allocated block

■ Garbage collection (**Boehm-Weiser Conservative GC**)

- Let the system free blocks instead of the programmer.