

15-213

“The course that gives CMU its Zip!”

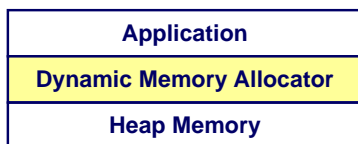
Dynamic Memory Allocation I Nov 5, 2002

Topics

- Simple explicit allocators
 - Data structures
 - Mechanisms
 - Policies

class21.ppt

Dynamic Memory Allocation



Explicit vs. Implicit Memory Allocator

- **Explicit:** application allocates and frees space
 - E.g., `malloc` and `free` in C
- **Implicit:** application allocates, but does not free space
 - E.g. garbage collection in Java, ML or Lisp

Allocation

- In both cases the memory allocator provides an abstraction of memory as a set of blocks
- Doles out free memory blocks to application

Will discuss simple explicit memory allocation today

- 3 -

15-213, F02

Harsh Reality

Memory Matters

Memory is not unbounded

- It must be allocated and managed
- Many applications are memory dominated
 - Especially those based on complex, graph algorithms

Memory referencing bugs especially pernicious

- Effects are distant in both time and space

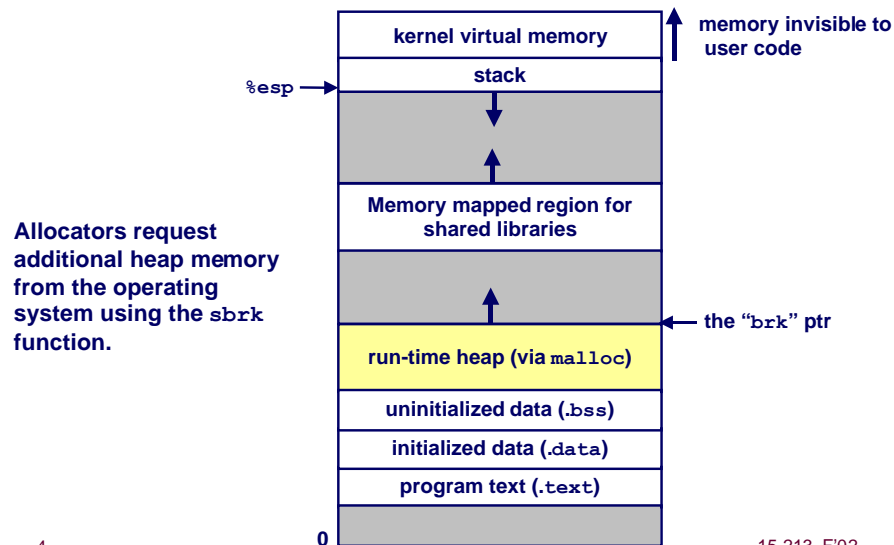
Memory performance is not uniform

- Cache and virtual memory effects can greatly affect program performance
- Adapting program to characteristics of memory system can lead to major speed improvements

- 2 -

15-213, F02

Process Memory Image



- 4 -

15-213, F02

Malloc Package

```
#include <stdlib.h>
```

```
void *malloc(size_t size)
```

- If successful:
 - Returns a pointer to a memory block of at least size bytes, (typically) aligned to 8-byte boundary.
 - If size == 0, returns NULL
- If unsuccessful: returns NULL

```
void free(void *p)
```

- Returns the block pointed at by p to pool of available memory
- p must come from a previous call to malloc or realloc.

```
void *realloc(void *p, size_t size)
```

- Changes size of block p and returns pointer to new block.
- Contents of new block unchanged up to min of old and new size.

Malloc Example

```
void foo(int n, int m) {
    int i, *p;

    /* allocate a block of n ints */
    if ((p = (int *) malloc(n * sizeof(int))) == NULL) {
        perror("malloc");
        exit(0);
    }
    for (i=0; i<n; i++)
        p[i] = i;

    /* add m bytes to end of p block */
    if ((p = (int *) realloc(p, (n+m) * sizeof(int))) == NULL)
    {
        perror("realloc");
        exit(0);
    }
    for (i=n; i < n+m; i++)
        p[i] = i;

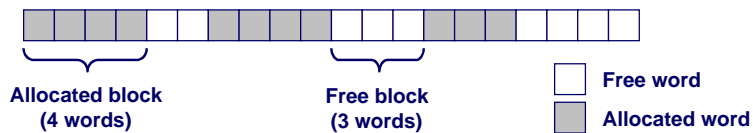
    /* print new array */
    for (i=0; i<n+m; i++)
        printf("%d\n", p[i]);

    free(p); /* return p to available memory pool */
}
```

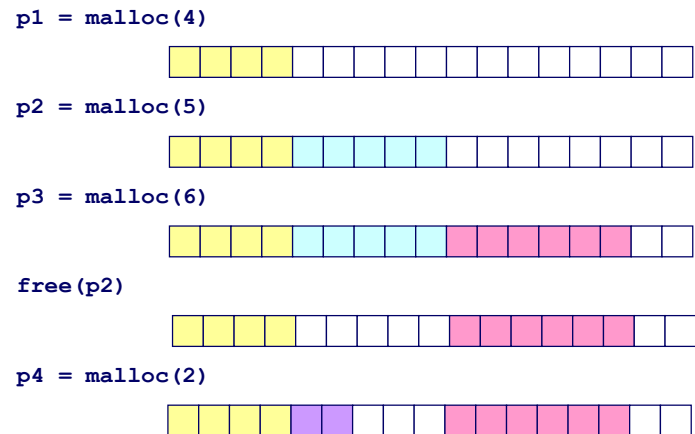
Assumptions

Assumptions made in this lecture

- Memory is word addressed (each word can hold a pointer)



Allocation Examples



Constraints

Applications:

- Can issue arbitrary sequence of allocation and free requests
- Free requests must correspond to an allocated block

Allocators

- Can't control number or size of allocated blocks
- Must respond immediately to all allocation requests
 - *i.e.*, can't reorder or buffer requests
- Must allocate blocks from free memory
 - *i.e.*, can only place allocated blocks in free memory
- Must align blocks so they satisfy all alignment requirements
 - 8 byte alignment for GNU malloc (`libc malloc`) on Linux boxes
- Can only manipulate and modify free memory
- Can't move the allocated blocks once they are allocated
 - *i.e.*, compaction is not allowed

- 9 -

15-213, F02

Goals of Good malloc/free

Primary goals

- Good time performance for `malloc` and `free`
 - Ideally should take constant time (not always possible)
 - Should certainly not take linear time in the number of blocks
- Good space utilization
 - User allocated structures should be large fraction of the heap.
 - Want to minimize "fragmentation".

Some other goals

- Good locality properties
 - Structures allocated close in time should be close in space
 - "Similar" objects should be allocated close in space
- Robust
 - Can check that `free(p1)` is on a valid allocated object `p1`
 - Can check that memory references are to allocated space

- 10 -

15-213, F02

Performance Goals: Throughput

Given some sequence of malloc and free requests:

- $R_0, R_1, \dots, R_k, \dots, R_{n-1}$

Want to maximize throughput and peak memory utilization.

- These goals are often conflicting

Throughput:

- Number of completed requests per unit time
- Example:
 - 5,000 malloc calls and 5,000 free calls in 10 seconds
 - Throughput is 1,000 operations/second.

- 11 -

15-213, F02

Performance Goals: Peak Memory Utilization

Given some sequence of malloc and free requests:

- $R_0, R_1, \dots, R_k, \dots, R_{n-1}$

Def: Aggregate payload P_k :

- `malloc(p)` results in a block with a *payload* of `p` bytes..
- After request R_k has completed, the *aggregate payload* P_k is the sum of currently allocated payloads.

Def: Current heap size is denoted by H_k

- Assume that H_k is monotonically nondecreasing

Def: Peak memory utilization:

- After k requests, *peak memory utilization* is:
 - $U_k = (\max_{i \leq k} P_i) / H_k$

- 12 -

15-213, F02

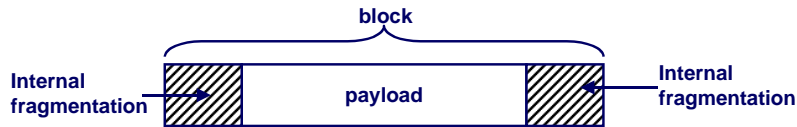
Internal Fragmentation

Poor memory utilization caused by *fragmentation*.

- Comes in two forms: internal and external fragmentation

Internal fragmentation

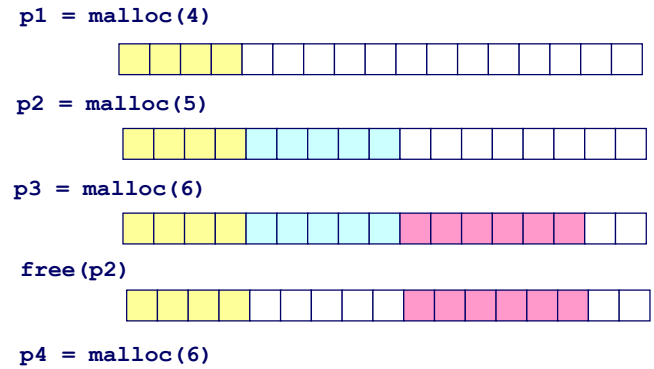
- For some block, internal fragmentation is the difference between the block size and the payload size.



- Caused by overhead of maintaining heap data structures, padding for alignment purposes, or explicit policy decisions (e.g., not to split the block).
- Depends only on the pattern of *previous* requests, and thus is easy to measure.

External Fragmentation

Occurs when there is enough aggregate heap memory, but no single free block is large enough

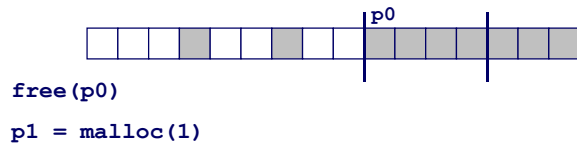


oops!

External fragmentation depends on the pattern of *future* requests, and thus is difficult to measure.

Implementation Issues

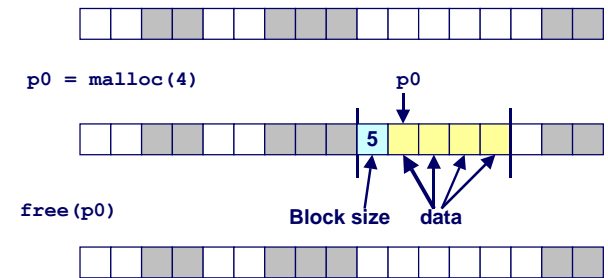
- How do we know how much memory to free just given a pointer?
- How do we keep track of the free blocks?
- What do we do with the extra space when allocating a structure that is smaller than the free block it is placed in?
- How do we pick a block to use for allocation -- many might fit?
- How do we reinsert freed block?



Knowing How Much to Free

Standard method

- Keep the length of a block in the word preceding the block.
 - This word is often called the *header field* or *header*
- Requires an extra word for every allocated block



Keeping Track of Free Blocks

Method 1: Implicit list using lengths -- links all blocks



Method 2: Explicit list among the free blocks using pointers within the free blocks



Method 3: Segregated free list

- Different free lists for different size classes

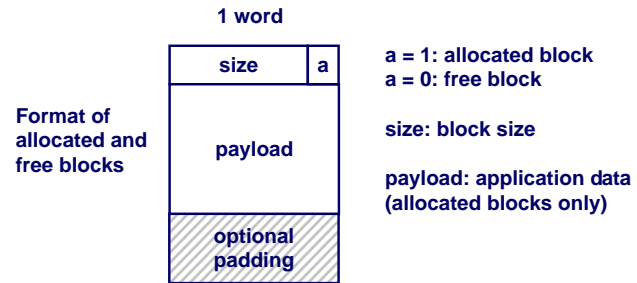
Method 4: Blocks sorted by size

- Can use a balanced tree (e.g. Red-Black tree) with pointers within each free block, and the length used as a key

Method 1: Implicit List

Need to identify whether each block is free or allocated

- Can use extra bit
- Bit can be put in the same word as the size if block sizes are always multiples of two (mask out low order bit when reading size).



Implicit List: Finding a Free Block

First fit:

- Search list from beginning, choose first free block that fits

```
p = start;
while ((p < end) || // not passed end
      (*p & 1) || // already allocated
      (*p <= len)); // too small
```

- Can take linear time in total number of blocks (allocated and free)
- In practice it can cause "splinters" at beginning of list

Next fit:

- Like first-fit, but search list from location of end of previous search
- Research suggests that fragmentation is worse

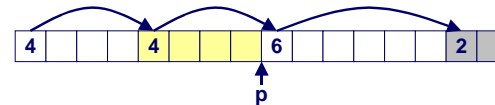
Best fit:

- Search the list, choose the free block with the closest size that fits
- Keeps fragments small --- usually helps fragmentation
- Will typically run slower than first-fit

Implicit List: Allocating in Free Block

Allocating in a free block - *splitting*

- Since allocated space might be smaller than free space, we might want to split the block



```
void addblock(ptr p, int len) {
    int newsize = ((len + 1) >> 1) << 1; // add 1 and round up
    int oldsize = *p & -2; // mask out low bit
    *p = newsize | 1; // set new length
    if (newsize < oldsize)
        *(p+newsize) = oldsize - newsize; // set length in remaining
                                        // part of block
}
```

addblock(p, 2)

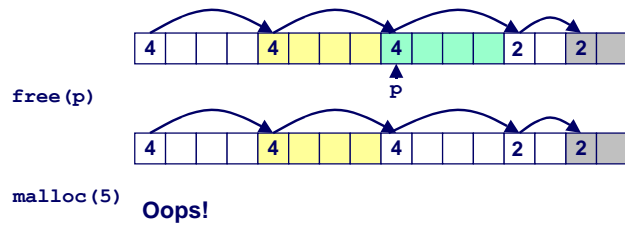


Implicit List: Freeing a Block

Simplest implementation:

- Only need to clear allocated flag

```
void free_block(ptr p) { *p = *p & -2;
```
- But can lead to “false fragmentation”



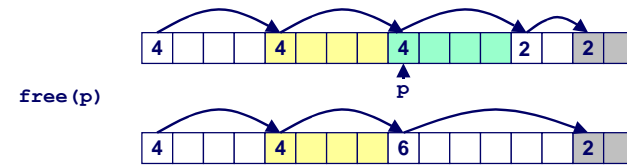
There is enough free space, but the allocator won't be able to find it

Implicit List: Coalescing

Join (*coalesce*) with next and/or previous block if they are free

- Coalescing with next block

```
void free_block(ptr p) {
    *p = *p & -2;           // clear allocated flag
    next = p + *p;         // find next block
    if ((*next & 1) == 0)
        *p = *p + *next;   // add to this block if not allocated
}
```

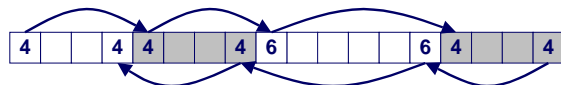
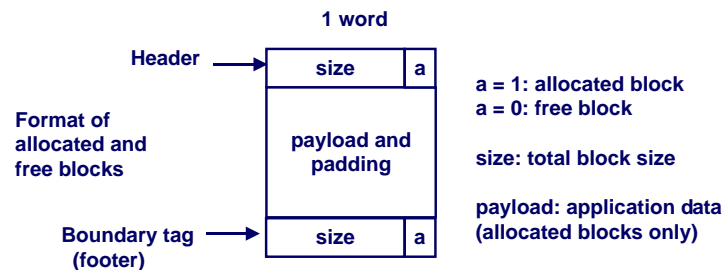


- But how do we coalesce with previous block?

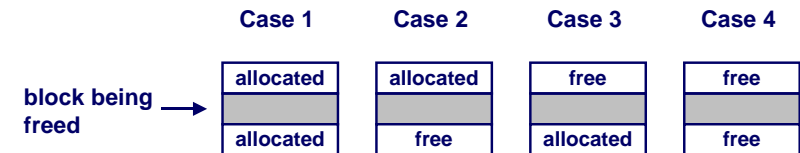
Implicit List: Bidirectional Coalescing

Boundary tags [Knuth73]

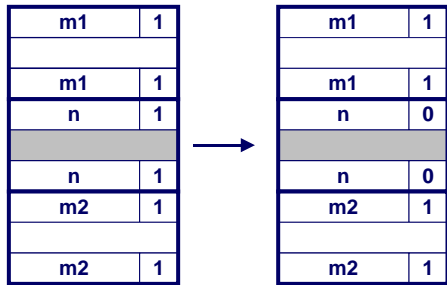
- Replicate size/allocated word at bottom of free blocks
- Allows us to traverse the “list” backwards, but requires extra space
- Important and general technique!



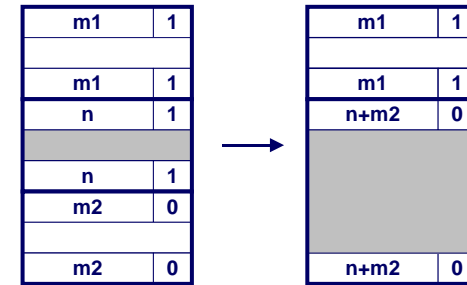
Constant Time Coalescing



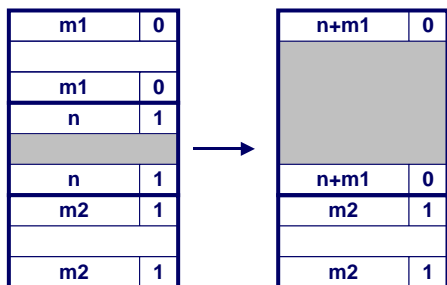
Constant Time Coalescing (Case 1)



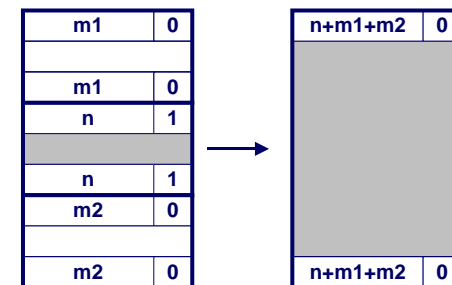
Constant Time Coalescing (Case 2)



Constant Time Coalescing (Case 3)



Constant Time Coalescing (Case 4)



Summary of Key Allocator Policies

Placement policy:

- First fit, next fit, best fit, etc.
- Trades off lower throughput for less fragmentation
 - Interesting observation: segregated free lists (next lecture) approximate a best fit placement policy without having the search entire free list.

Splitting policy:

- When do we go ahead and split free blocks?
- How much internal fragmentation are we willing to tolerate?

Coalescing policy:

- Immediate coalescing: coalesce adjacent blocks each time free is called
- Deferred coalescing: try to improve performance of free by deferring coalescing until needed. e.g.,
 - Coalesce as you scan the free list for malloc.
 - Coalesce when the amount of external fragmentation reaches some threshold.

Implicit Lists: Summary

- **Implementation:** very simple
- **Allocate:** linear time worst case
- **Free:** constant time worst case -- even with coalescing
- **Memory usage:** will depend on placement policy
 - First fit, next fit or best fit

Not used in practice for malloc/free because of linear time allocate. Used in many special purpose applications.

However, the concepts of splitting and boundary tag coalescing are general to *all* allocators.