

# 15-213

"The course that gives CMU its Zip!"

## Cache Memories Oct. 10, 2002

### Topics

- Generic cache memory organization
- Direct mapped caches
- Set associative caches
- Impact of caches on performance

class14.ppt

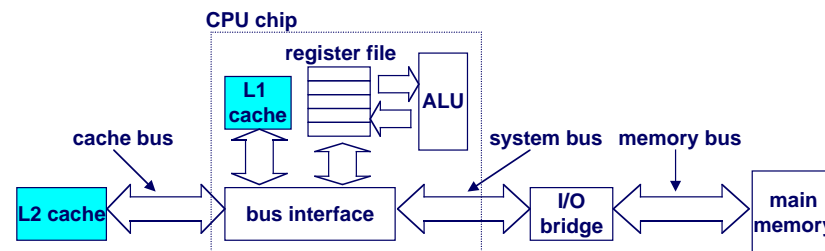
## Cache Memories

Cache memories are small, fast SRAM-based memories managed automatically in hardware.

- Hold frequently accessed blocks of main memory

CPU looks first for data in L1, then in L2, then in main memory.

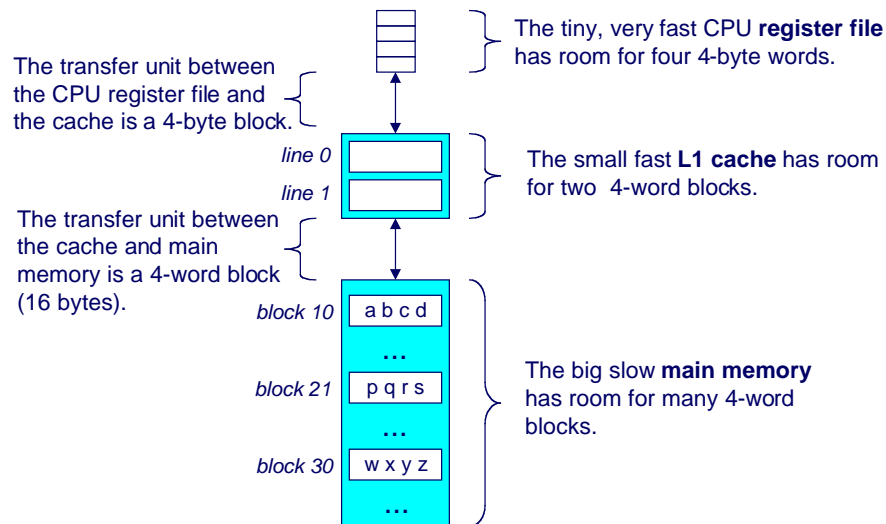
Typical bus structure:



- 2 -

15-213, F'02

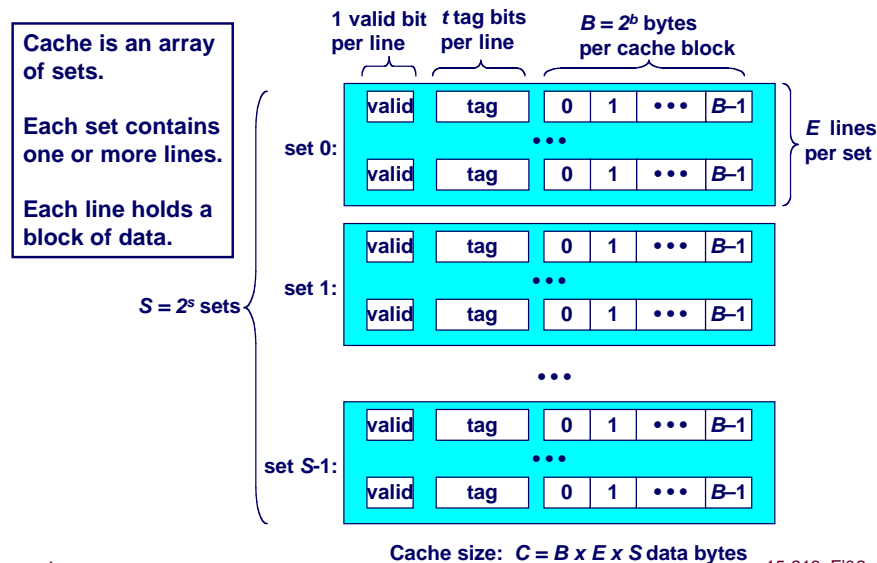
## Inserting an L1 Cache Between the CPU and Main Memory



- 3 -

15-213, F'02

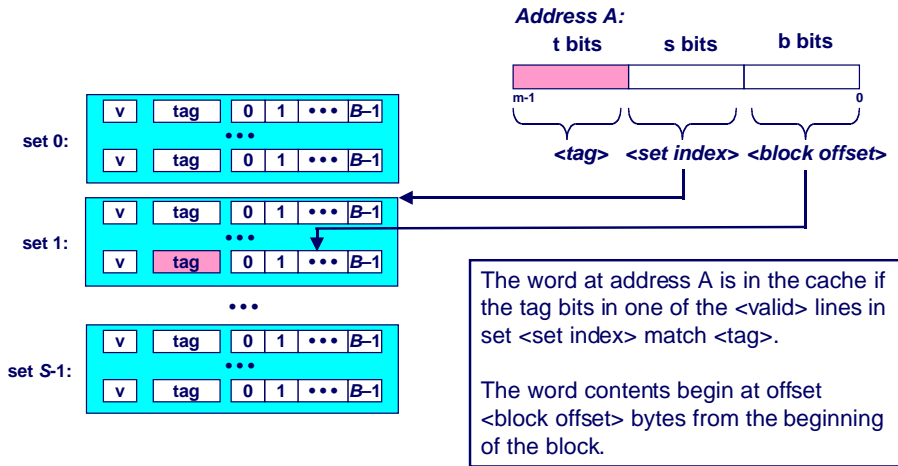
## General Org of a Cache Memory



- 4 -

15-213, F'02

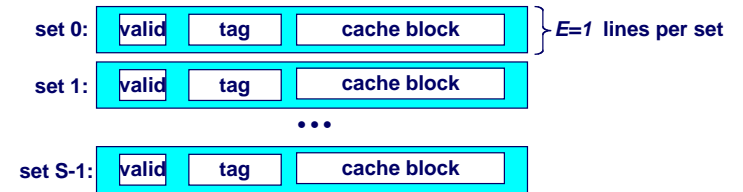
# Addressing Caches



# Direct-Mapped Cache

Simplest kind of cache

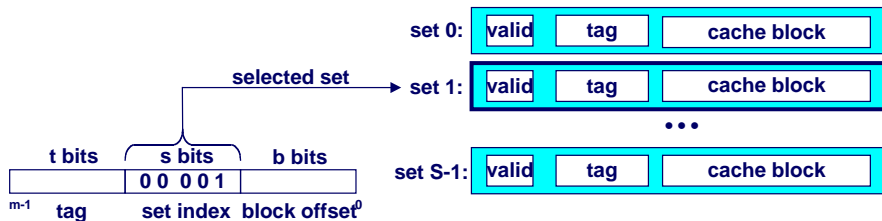
Characterized by exactly one line per set.



# Accessing Direct-Mapped Caches

## Set selection

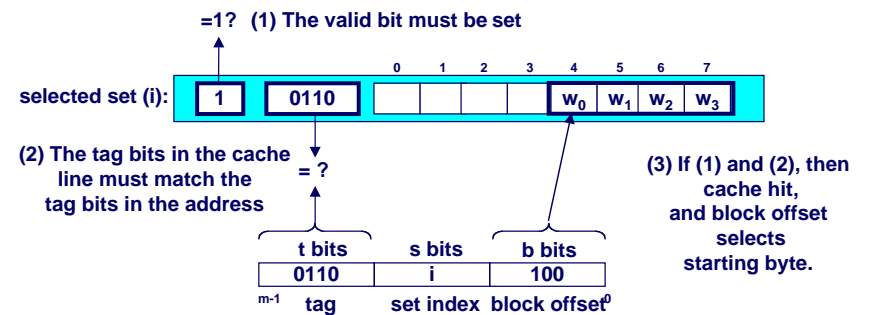
- Use the set index bits to determine the set of interest.



# Accessing Direct-Mapped Caches

## Line matching and word selection

- Line matching:** Find a valid line in the selected set with a matching tag
- Word selection:** Then extract the word



# Direct-Mapped Cache Simulation

M=16 byte addresses, B=2 bytes/block,  
S=4 sets, E=1 entry/set

t=1	s=2	b=1
X	XX	X

Address trace (reads):  
0 [0000<sub>2</sub>], 1 [0001<sub>2</sub>], 13 [1101<sub>2</sub>], 8 [1000<sub>2</sub>], 0 [0000<sub>2</sub>]

(1) 0 [0000<sub>2</sub>] (miss)

v	tag	data
1	0	M[0-1]

(3) 13 [1101<sub>2</sub>] (miss)

v	tag	data
1	0	M[0-1]
1	1	M[12-13]

(4) 8 [1000<sub>2</sub>] (miss)

v	tag	data
1	1	M[8-9]
1	1	M[12-13]

(5) 0 [0000<sub>2</sub>] (miss)

v	tag	data
1	0	M[0-1]
1	1	M[12-13]

- 9 -

15-213, F'02

# Why Use Middle Bits as Index?

4-line Cache

00	
01	
10	
11	

High-Order Bit Indexing

0000	
0001	
0010	
0011	
0100	
0101	
0110	
0111	
1000	
1001	
1010	
1011	
1100	
1101	
1110	
1111	

Middle-Order Bit Indexing

0000	
0001	
0010	
0011	
0100	
0101	
0110	
0111	
1000	
1001	
1010	
1011	
1100	
1101	
1110	
1111	

## High-Order Bit Indexing

- Adjacent memory lines would map to same cache entry
- Poor use of spatial locality

## Middle-Order Bit Indexing

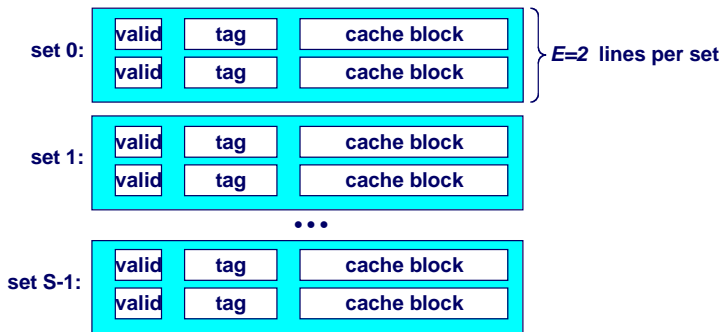
- Consecutive memory lines map to different cache lines
- Can hold C-byte region of address space in cache at one time

- 10 -

15-213, F'02

# Set Associative Caches

Characterized by more than one line per set



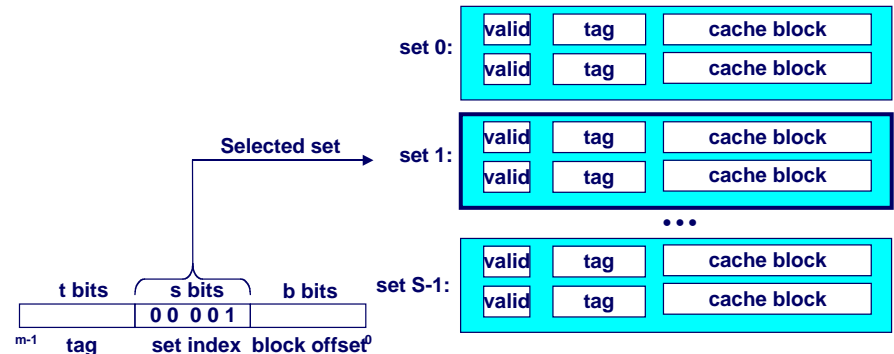
- 11 -

15-213, F'02

# Accessing Set Associative Caches

## Set selection

- identical to direct-mapped cache



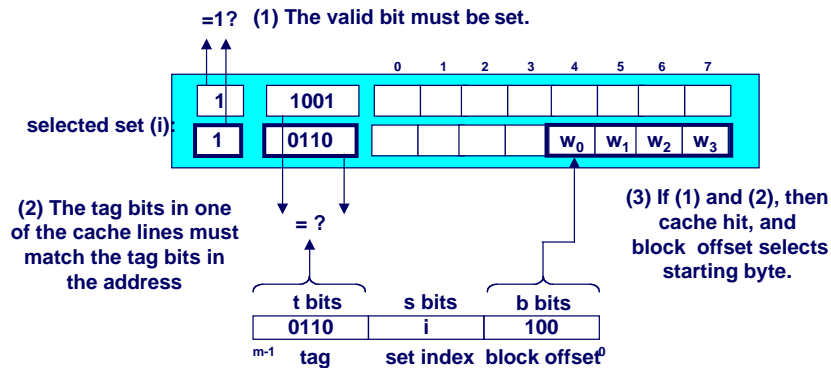
- 12 -

15-213, F'02

# Accessing Set Associative Caches

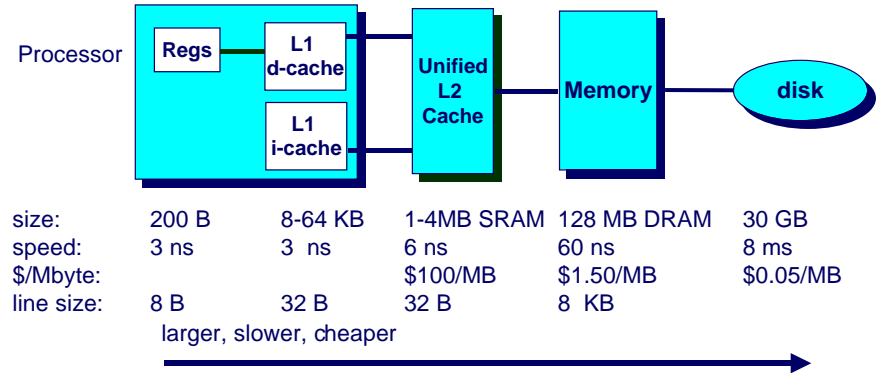
## Line matching and word selection

- must compare the tag in each valid line in the selected set.

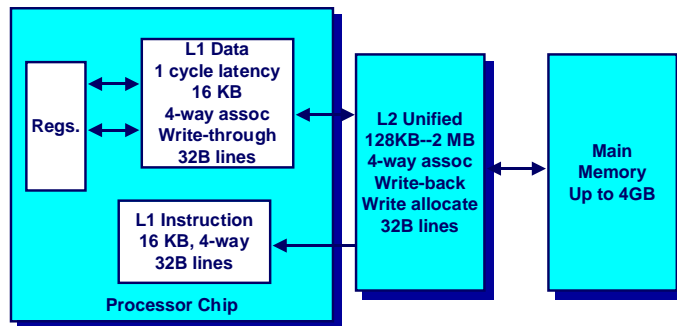


# Multi-Level Caches

Options: separate **data** and **instruction** caches, or a **unified cache**



# Intel Pentium Cache Hierarchy



# Cache Performance Metrics

## Miss Rate

- Fraction of memory references not found in cache (misses/references)
- Typical numbers:
  - 3-10% for L1
  - can be quite small (e.g., < 1%) for L2, depending on size, etc.

## Hit Time

- Time to deliver a line in the cache to the processor (includes time to determine whether the line is in the cache)
- Typical numbers:
  - 1 clock cycle for L1
  - 3-8 clock cycles for L2

## Miss Penalty

- Additional time required because of a miss
  - Typically 25-100 cycles for main memory

## Writing Cache Friendly Code

Repeated references to variables are good (temporal locality)

Stride-1 reference patterns are good (spatial locality)

Examples:

- cold cache, 4-byte words, 4-word cache blocks

```
int sumarrayrows(int a[M][N])
{
    int i, j, sum = 0;

    for (i = 0; i < M; i++)
        for (j = 0; j < N; j++)
            sum += a[i][j];
    return sum;
}
```

Miss rate = 1/4 = 25%

```
int sumarraycols(int a[M][N])
{
    int i, j, sum = 0;

    for (j = 0; j < N; j++)
        for (i = 0; i < M; i++)
            sum += a[i][j];
    return sum;
}
```

Miss rate = 100%

- 17 -

15-213, F'02

## The Memory Mountain

Read throughput (read bandwidth)

- Number of bytes read from memory per second (MB/s)

Memory mountain

- Measured read throughput as a function of spatial and temporal locality.
- Compact way to characterize memory system performance.

- 18 -

15-213, F'02

## Memory Mountain Test Function

```
/* The test function */
void test(int elems, int stride) {
    int i, result = 0;
    volatile int sink;

    for (i = 0; i < elems; i += stride)
        result += data[i];
    sink = result; /* So compiler doesn't optimize away the loop */
}

/* Run test(elems, stride) and return read throughput (MB/s) */
double run(int size, int stride, double Mhz)
{
    double cycles;
    int elems = size / sizeof(int);

    test(elems, stride); /* warm up the cache */
    cycles = fcyc2(test, elems, stride, 0); /* call test(elems, stride) */
    return (size / stride) / (cycles / Mhz); /* convert cycles to MB/s */
}
```

- 19 -

15-213, F'02

## Memory Mountain Main Routine

```
/* mountain.c - Generate the memory mountain. */
#define MINBYTES (1 << 10) /* Working set size ranges from 1 KB */
#define MAXBYTES (1 << 23) /* ... up to 8 MB */
#define MAXSTRIDE 16 /* Strides range from 1 to 16 */
#define MAXELEMS MAXBYTES/sizeof(int)

int data[MAXELEMS]; /* The array we'll be traversing */

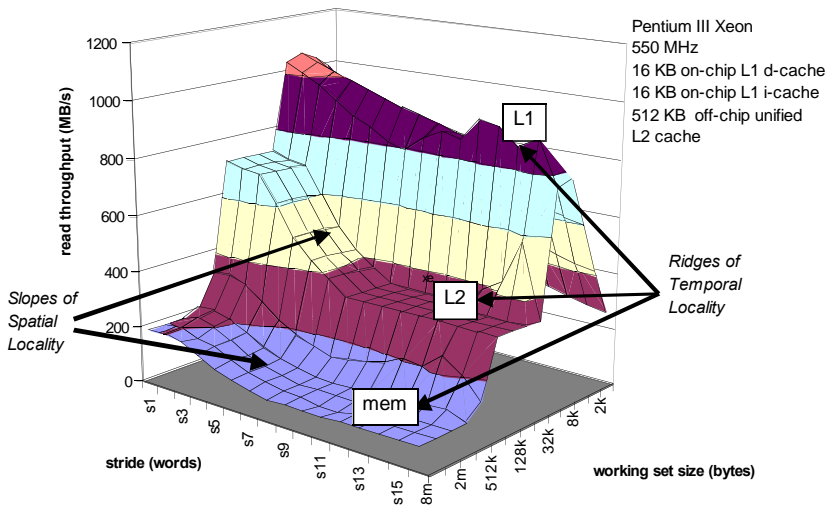
int main()
{
    int size; /* Working set size (in bytes) */
    int stride; /* Stride (in array elements) */
    double Mhz; /* Clock frequency */

    init_data(data, MAXELEMS); /* Initialize each element in data to 1 */
    Mhz = mhz(0); /* Estimate the clock frequency */
    for (size = MAXBYTES; size >= MINBYTES; size >>= 1) {
        for (stride = 1; stride <= MAXSTRIDE; stride++)
            printf("%.1f\t", run(size, stride, Mhz));
        printf("\n");
    }
    exit(0);
}
```

- 20 -

15-213, F'02

# The Memory Mountain



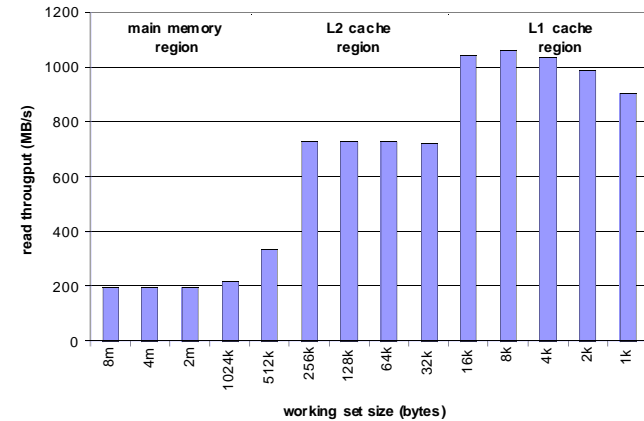
- 21 -

15-213, F'02

# Ridges of Temporal Locality

Slice through the memory mountain with stride=1

- illuminates read throughputs of different caches and memory



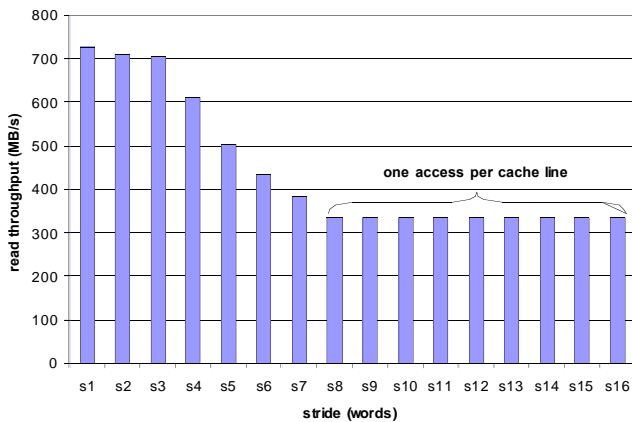
- 22 -

15-213, F'02

# A Slope of Spatial Locality

Slice through memory mountain with size=256KB

- shows cache block size.



- 23 -

15-213, F'02

# Matrix Multiplication Example

Major Cache Effects to Consider

- Total cache size
  - Exploit temporal locality and keep the working set small (e.g., by using blocking)
- Block size
  - Exploit spatial locality

```

/* ijk */
for (i=0; i<n; i++) {
    for (j=0; j<n; j++) {
        sum = 0.0;
        for (k=0; k<n; k++)
            sum += a[i][k] * b[k][j];
        c[i][j] = sum;
    }
}
    
```

*Variable sum held in register*

Description:

- Multiply N x N matrices
- O(N<sup>3</sup>) total operations
- Accesses
  - N reads per source element
  - N values summed per destination
  - » but may be able to hold in register

- 24 -

15-213, F'02

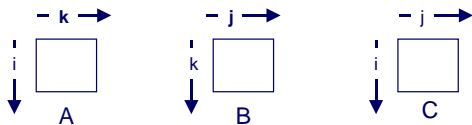
# Miss Rate Analysis for Matrix Multiply

## Assume:

- Line size = 32B (big enough for 4 64-bit words)
- Matrix dimension (N) is very large
  - Approximate 1/N as 0.0
- Cache is not even big enough to hold multiple rows

## Analysis Method:

- Look at access pattern of inner loop



# Layout of C Arrays in Memory (review)

## C arrays allocated in row-major order

- each row in contiguous memory locations

## Stepping through columns in one row:

- for (i = 0; i < N; i++)
  - sum += a[0][i];
- accesses successive elements
- if block size (B) > 4 bytes, exploit spatial locality
  - compulsory miss rate = 4 bytes / B

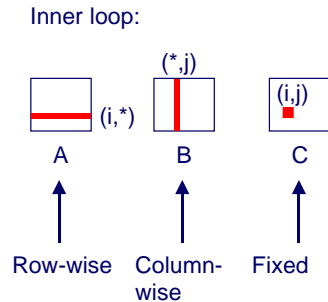
## Stepping through rows in one column:

- for (i = 0; i < n; i++)
  - sum += a[i][0];
- accesses distant elements
- no spatial locality!
  - compulsory miss rate = 1 (i.e. 100%)

# Matrix Multiplication (ijk)

```

/* ijk */
for (i=0; i<n; i++) {
  for (j=0; j<n; j++) {
    sum = 0.0;
    for (k=0; k<n; k++)
      sum += a[i][k] * b[k][j];
    c[i][j] = sum;
  }
}
    
```



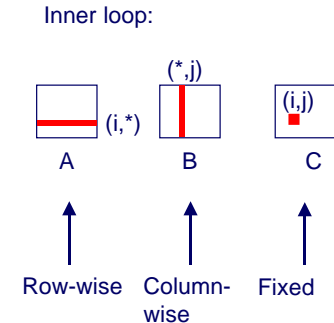
## Misses per Inner Loop Iteration:

A	B	C
0.25	1.0	0.0

# Matrix Multiplication (jik)

```

/* jik */
for (j=0; j<n; j++) {
  for (i=0; i<n; i++) {
    sum = 0.0;
    for (k=0; k<n; k++)
      sum += a[i][k] * b[k][j];
    c[i][j] = sum;
  }
}
    
```



## Misses per Inner Loop Iteration:

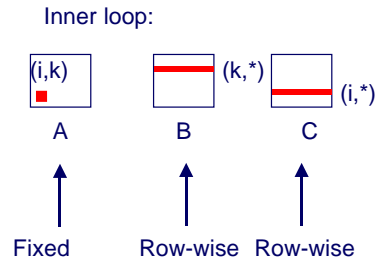
A	B	C
0.25	1.0	0.0

## Matrix Multiplication (kij)

```

/* kij */
for (k=0; k<n; k++) {
  for (i=0; i<n; i++) {
    r = a[i][k];
    for (j=0; j<n; j++)
      c[i][j] += r * b[k][j];
  }
}

```



**Misses per Inner Loop Iteration:**

A	B	C
0.0	0.25	0.25

- 29 -

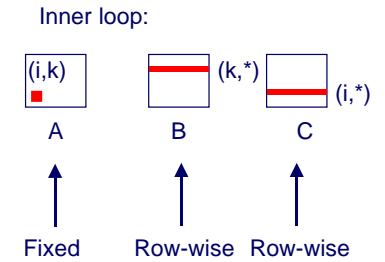
15-213, F'02

## Matrix Multiplication (ikj)

```

/* ikj */
for (i=0; i<n; i++) {
  for (k=0; k<n; k++) {
    r = a[i][k];
    for (j=0; j<n; j++)
      c[i][j] += r * b[k][j];
  }
}

```



**Misses per Inner Loop Iteration:**

A	B	C
0.0	0.25	0.25

- 30 -

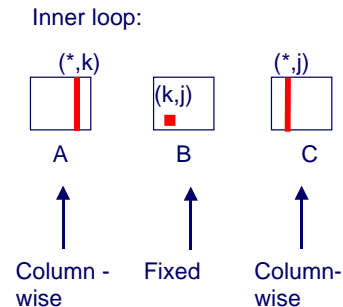
15-213, F'02

## Matrix Multiplication (jki)

```

/* jki */
for (j=0; j<n; j++) {
  for (k=0; k<n; k++) {
    r = b[k][j];
    for (i=0; i<n; i++)
      c[i][j] += a[i][k] * r;
  }
}

```



**Misses per Inner Loop Iteration:**

A	B	C
1.0	0.0	1.0

- 31 -

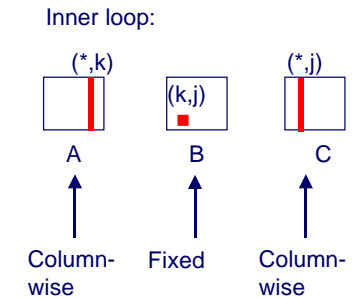
15-213, F'02

## Matrix Multiplication (kji)

```

/* kji */
for (k=0; k<n; k++) {
  for (j=0; j<n; j++) {
    r = b[k][j];
    for (i=0; i<n; i++)
      c[i][j] += a[i][k] * r;
  }
}

```



**Misses per Inner Loop Iteration:**

A	B	C
1.0	0.0	1.0

- 32 -

15-213, F'02



# Summary of Matrix Multiplication

## ijk (& jik):

- 2 loads, 0 stores
- misses/iter = 1.25

## kij (& ikj):

- 2 loads, 1 store
- misses/iter = 0.5

## kji (& kji):

- 2 loads, 1 store
- misses/iter = 2.0

```
for (i=0; i<n; i++) {
  for (j=0; j<n; j++) {
    sum = 0.0;
    for (k=0; k<n; k++)
      sum += a[i][k] * b[k][j];
    c[i][j] = sum;
  }
}
```

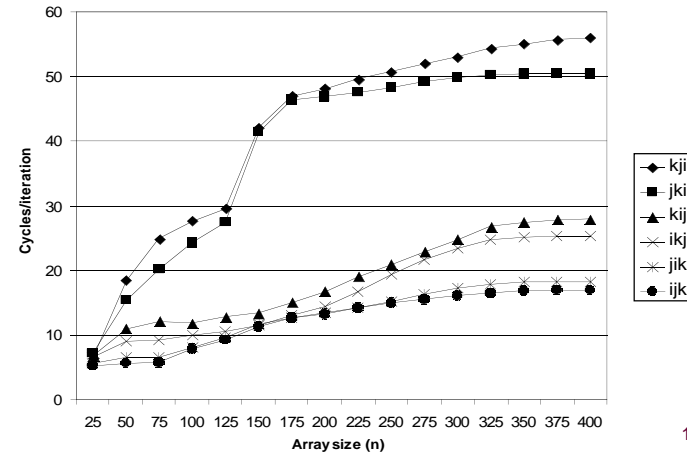
```
for (k=0; k<n; k++) {
  for (i=0; i<n; i++) {
    r = a[i][k];
    for (j=0; j<n; j++)
      c[i][j] += r * b[k][j];
  }
}
```

```
for (j=0; j<n; j++) {
  for (k=0; k<n; k++) {
    r = b[k][j];
    for (i=0; i<n; i++)
      c[i][j] += a[i][k] * r;
  }
}
```

# Pentium Matrix Multiply Performance

Miss rates are helpful but not perfect predictors.

- Code scheduling matters, too.



# Improving Temporal Locality by Blocking

## Example: Blocked matrix multiplication

- “block” (in this context) does not mean “cache block”.
- Instead, it mean a sub-block within the matrix.
- Example: N = 8; sub-block size = 4

$$\begin{bmatrix} A_{11} & A_{12} \\ A_{21} & A_{22} \end{bmatrix} \times \begin{bmatrix} B_{11} & B_{12} \\ B_{21} & B_{22} \end{bmatrix} = \begin{bmatrix} C_{11} & C_{12} \\ C_{21} & C_{22} \end{bmatrix}$$

Key idea: Sub-blocks (i.e.,  $A_{xy}$ ) can be treated just like scalars.

$$C_{11} = A_{11}B_{11} + A_{12}B_{21} \quad C_{12} = A_{11}B_{12} + A_{12}B_{22}$$

$$C_{21} = A_{21}B_{11} + A_{22}B_{21} \quad C_{22} = A_{21}B_{12} + A_{22}B_{22}$$

# Blocked Matrix Multiply (bijk)

```
for (jj=0; jj<n; jj+=bsize) {
  for (i=0; i<n; i++)
    for (j=jj; j < min(jj+bsize,n); j++)
      c[i][j] = 0.0;
  for (kk=0; kk<n; kk+=bsize) {
    for (i=0; i<n; i++) {
      for (j=jj; j < min(jj+bsize,n); j++) {
        sum = 0.0
        for (k=kk; k < min(kk+bsize,n); k++) {
          sum += a[i][k] * b[k][j];
        }
        c[i][j] += sum;
      }
    }
  }
}
```

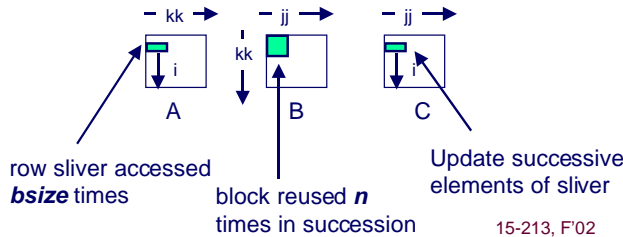
# Blocked Matrix Multiply Analysis

- Innermost loop pair multiplies a  $1 \times bsize$  sliver of  $A$  by a  $bsize \times bsize$  block of  $B$  and accumulates into  $1 \times bsize$  sliver of  $C$
- Loop over  $i$  steps through  $n$  row slivers of  $A$  &  $C$ , using same  $B$

```

for (i=0; i<n; i++) {
  for (j=jj; j < min(jj+bsize,n); j++) {
    sum = 0.0
    for (k=kk; k < min(kk+bsize,n); k++) {
      sum += a[i][k] * b[k][j];
    }
    c[i][j] += sum;
  }
}
    
```

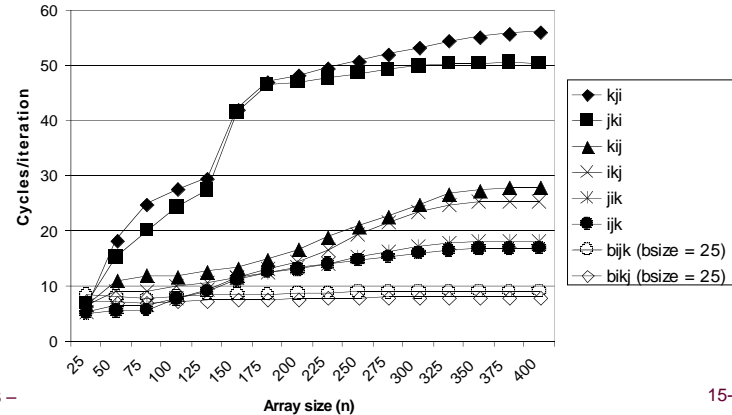
Innermost Loop Pair



# Pentium Blocked Matrix Multiply Performance

Blocking (bijk and bikj) improves performance by a factor of two over unblocked versions (ijk and jik)

- relatively insensitive to array size.



# Concluding Observations

Programmer can optimize for cache performance

- How data structures are organized
- How data are accessed
  - Nested loop structure
  - Blocking is a general technique

All systems favor “cache friendly code”

- Getting absolute optimum performance is very platform specific
  - Cache sizes, line sizes, associativities, etc.
- Can get most of the advantage with generic code
  - Keep working set reasonably small (temporal locality)
  - Use small strides (spatial locality)