

Lecture 21:

Heterogeneous Parallelism and Hardware Specialization

Parallel Computer Architecture and Programming
CMU 15-418/15-618, Spring 2020

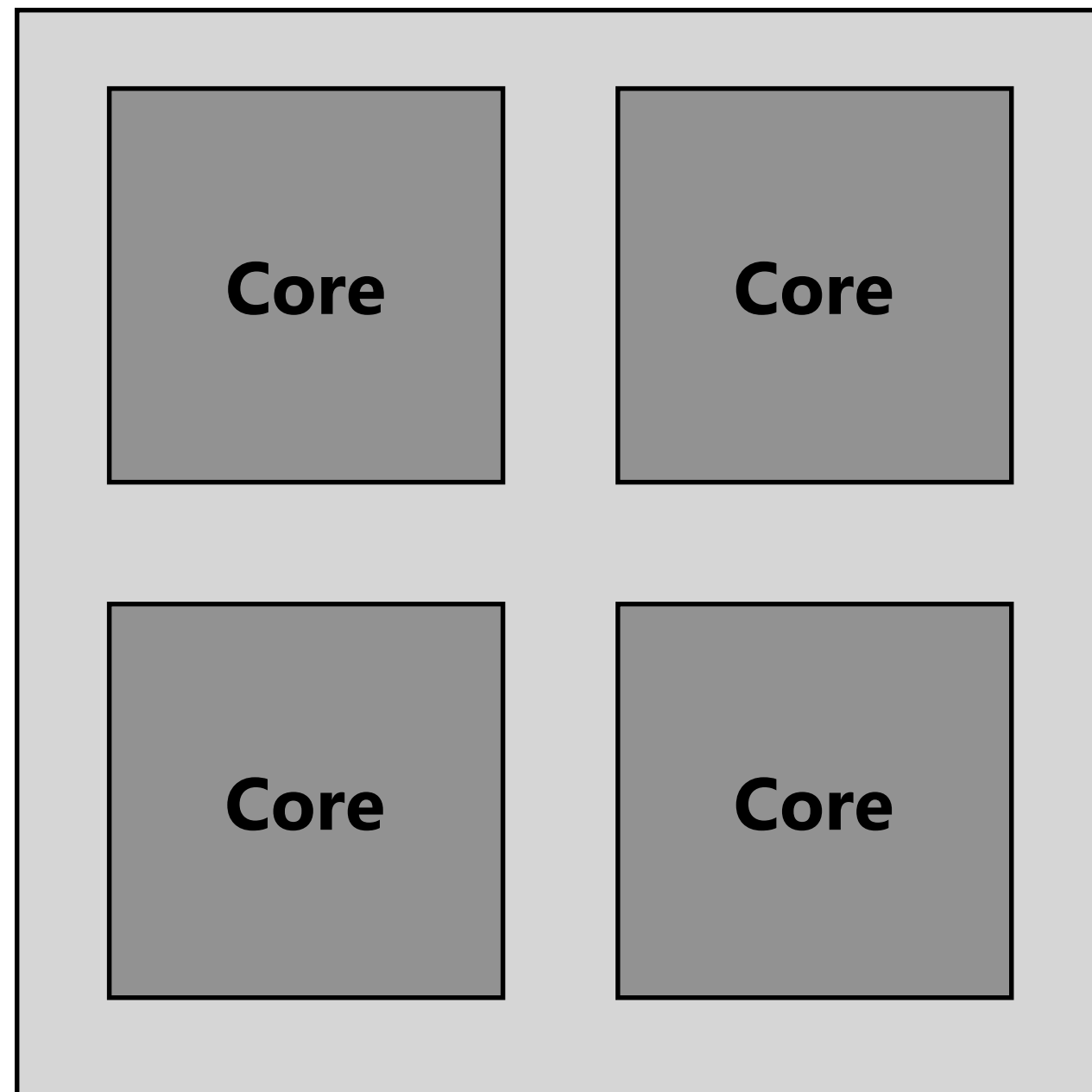
Let's begin this lecture by reminding you...

That we observed in assignment 1 that a well-optimized parallel implementation of a compute-bound application was about 44 times faster than single-threaded C code compiled with gcc -O3, running on the same processor



**You need to buy a
new computer...**


You need to buy a computer system



Processor A

4 cores

Each core has sequential performance P



Processor B

16 cores

Each core has sequential performance $P/2$

**All other components of the system are equal.
Which do you pick?**

Amdahl's law revisited

$$\text{speedup}(f, n) = \frac{1}{(1 - f) + \frac{f}{n}}$$

f = fraction of program that is parallelizable

n = parallel processors

Assumptions:

Parallelizable work distributes perfectly onto n processors of equal capability

Rewrite Amdahl's law in terms of resource limits

$$\text{speedup}(f, n, r) = \frac{1}{\frac{1-f}{\text{perf}(r)} + \frac{f}{\text{perf}(r) \cdot \frac{n}{r}}}$$

Relative to processor with 1 unit of resources, $n=1$. Assume $\text{perf}(1) = 1$

f = fraction of program that is parallelizable

n = total processing resources (e.g., transistors on a chip)

r = resources dedicated to each processing core,

→ each of the n/r cores has sequential performance $\text{perf}(r)$

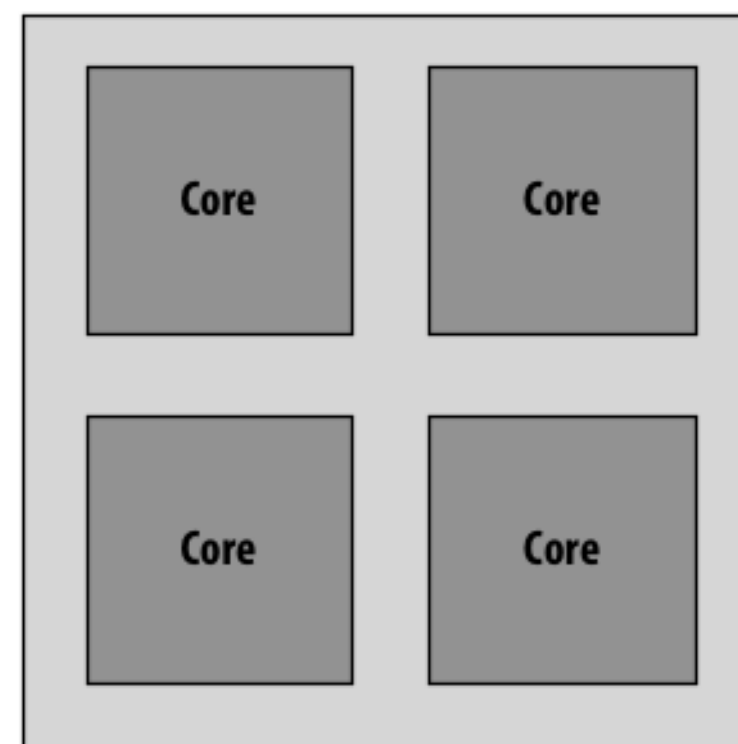
More general
form of
Amdahl's Law in
terms of f, n, r

Two examples where


$n=16$

$r_A = 4$

$r_B = 1$

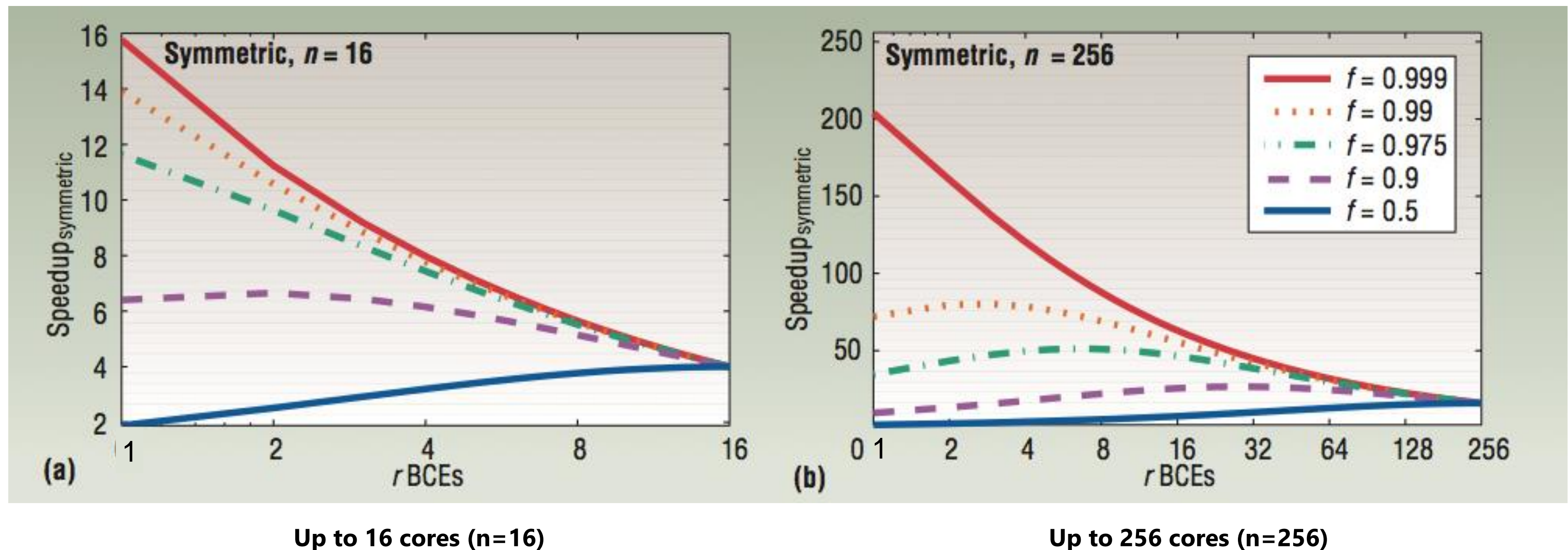


Processor A



Processor B

Speedup (relative to n=1)



X-axis = r (chip with many small cores to left, fewer "fatter" cores to right)
Each line corresponds to a different workload
Each graph plots performance as resource allocation changes, but total chip resources kept the same (constant n per graph)


$perf(r)$ modeled as \sqrt{r}

Asymmetric set of processing cores

Example: $n=16$

One core: $r = 4$

Other 12 cores: $r = 1$



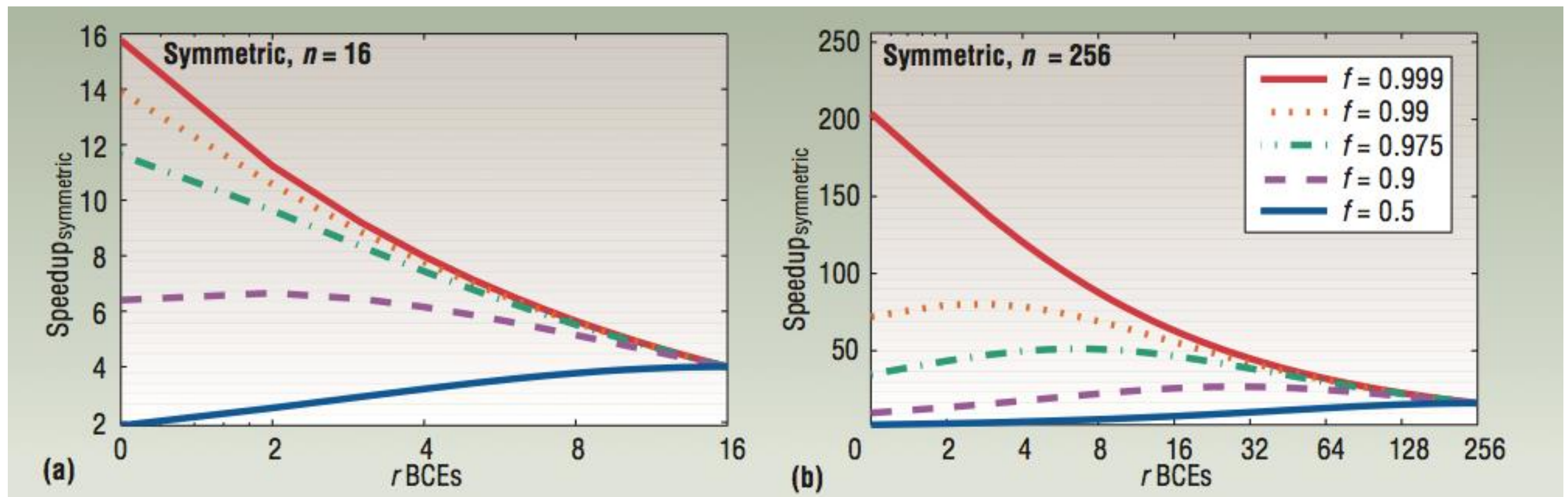
$$\text{speedup}(f, n, r) = \frac{1}{\frac{1-f}{\text{perf}(r)} + \frac{f}{\text{perf}(r) + (n-r)}}$$

(of heterogeneous processor with n resources, relative to uniprocessor with one unit worth of resources, $n=1$)

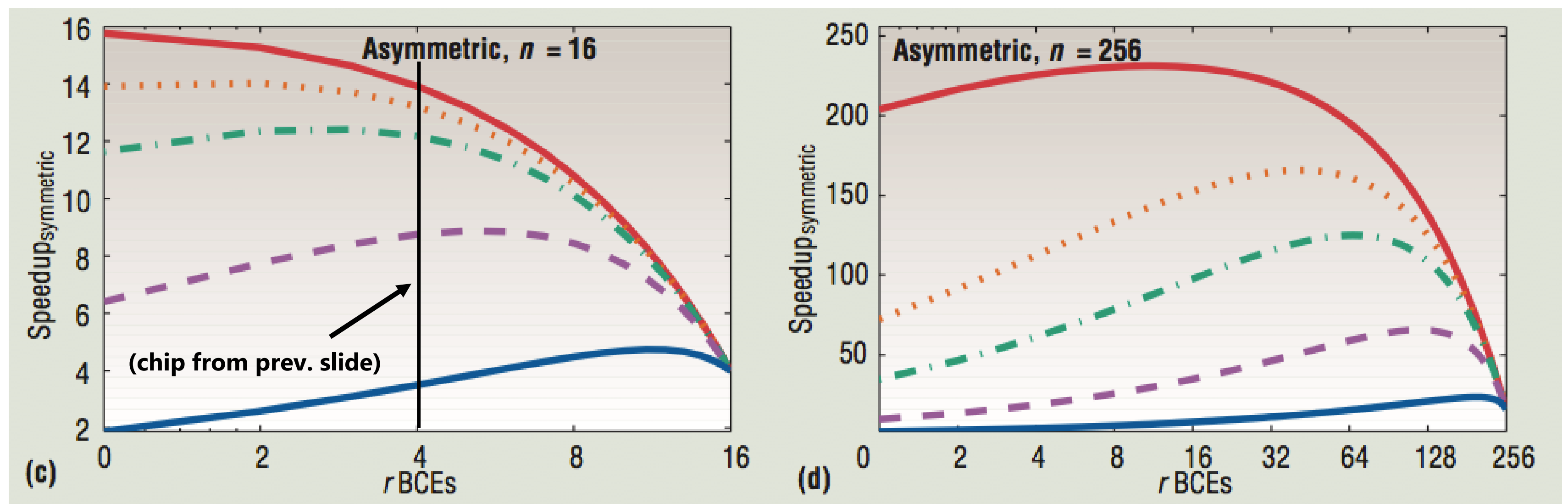
← one $\text{perf}(r)$ processor + $(n-r)$ $\text{perf}(1)=1$ processors →

Speedup (relative to $n=1$)

[Source: Hill and Marty 08]



X-axis for symmetric architectures gives r for all cores (many small cores to left, few “fat” cores to right)



X-axis for asymmetric architectures gives r for the single “fat” core (assume rest of cores are $r = 1$)

Heterogeneous processing

Observation: most “real world” applications have complex workload characteristics *

They have components that can be widely parallelized.

And components that are difficult to parallelize.

They have components that are amenable to wide SIMD execution.

And components that are not. (divergent control flow)

They have components with predictable data access

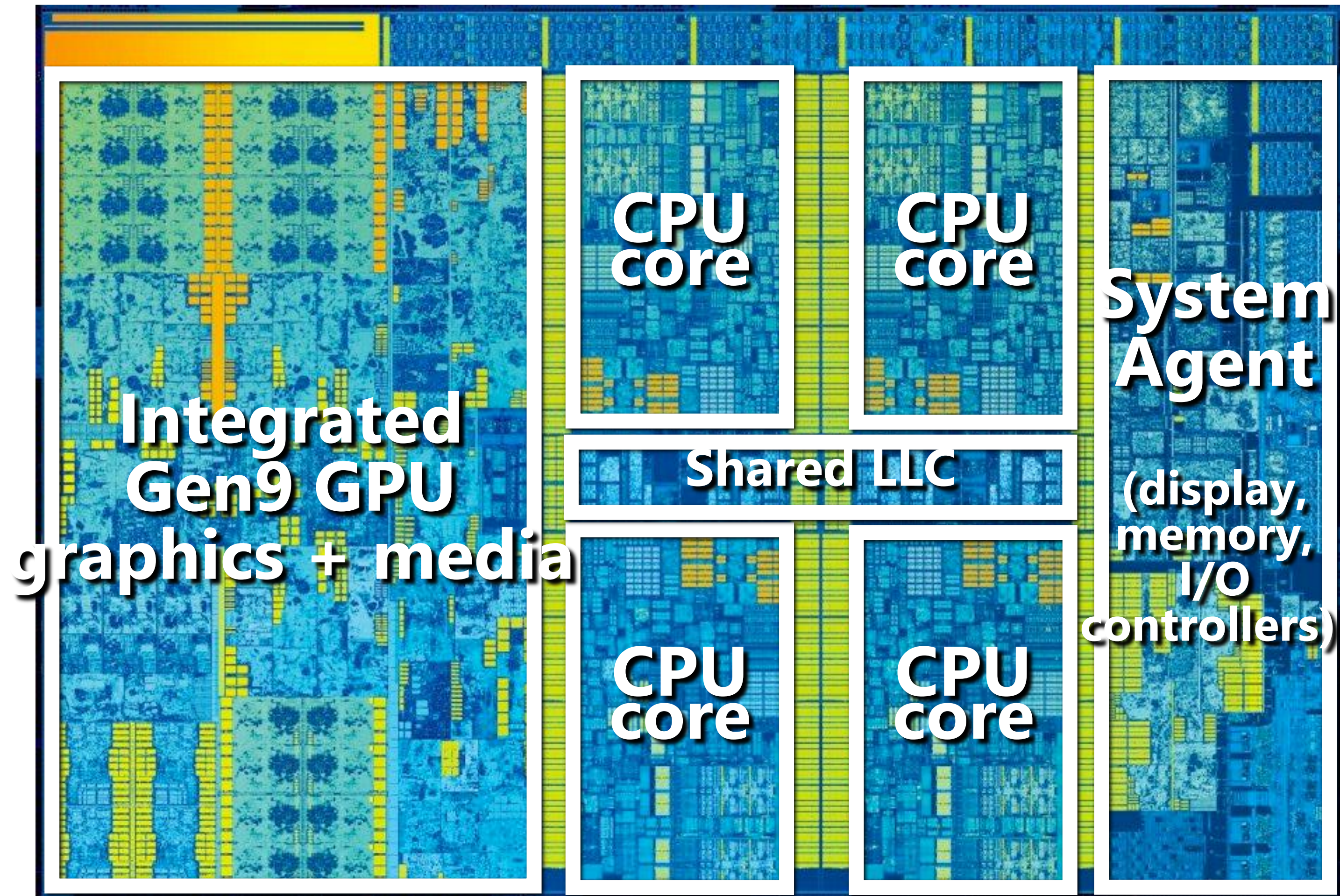
And components with unpredictable access (but those accesses might cache well).

Idea: the most efficient processor is a heterogeneous mixture of resources (“use the most efficient tool for the job”)

*** You will likely make a similar observation during your projects**

Example: Intel "Skylake" (2015)


(6th Generation Core i7 architecture)



4 CPU cores + graphics cores + media accelerators

Example: Intel "Skylake" (2015)

(6th Generation Core i7 architecture)

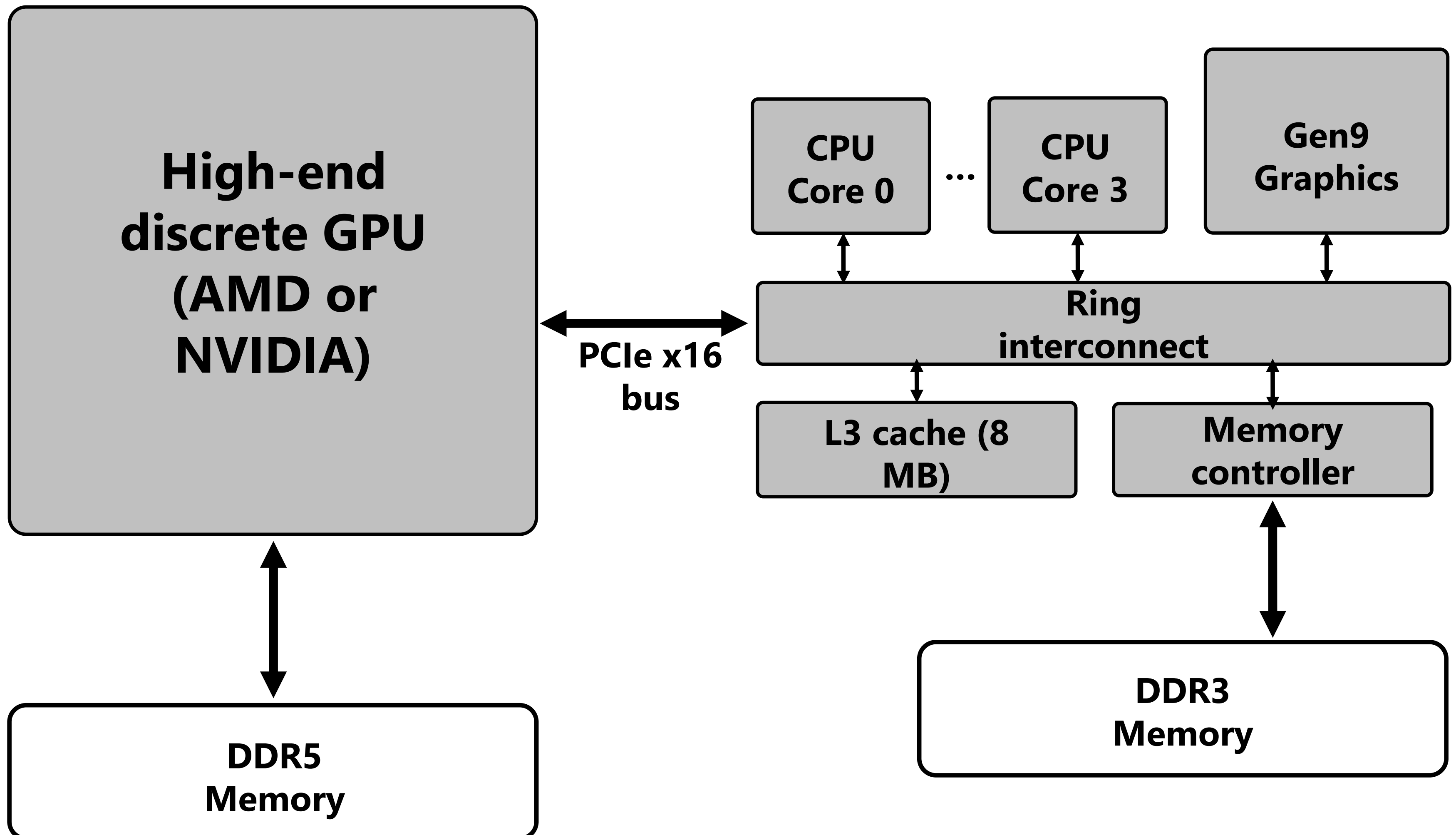


- CPU cores and graphics cores share same memory system
- Also share LLC (L3 cache)
 - Enables, low-latency, high-bandwidth communication between CPU and integrated GPU
- Graphics cores cache coherent with CPU

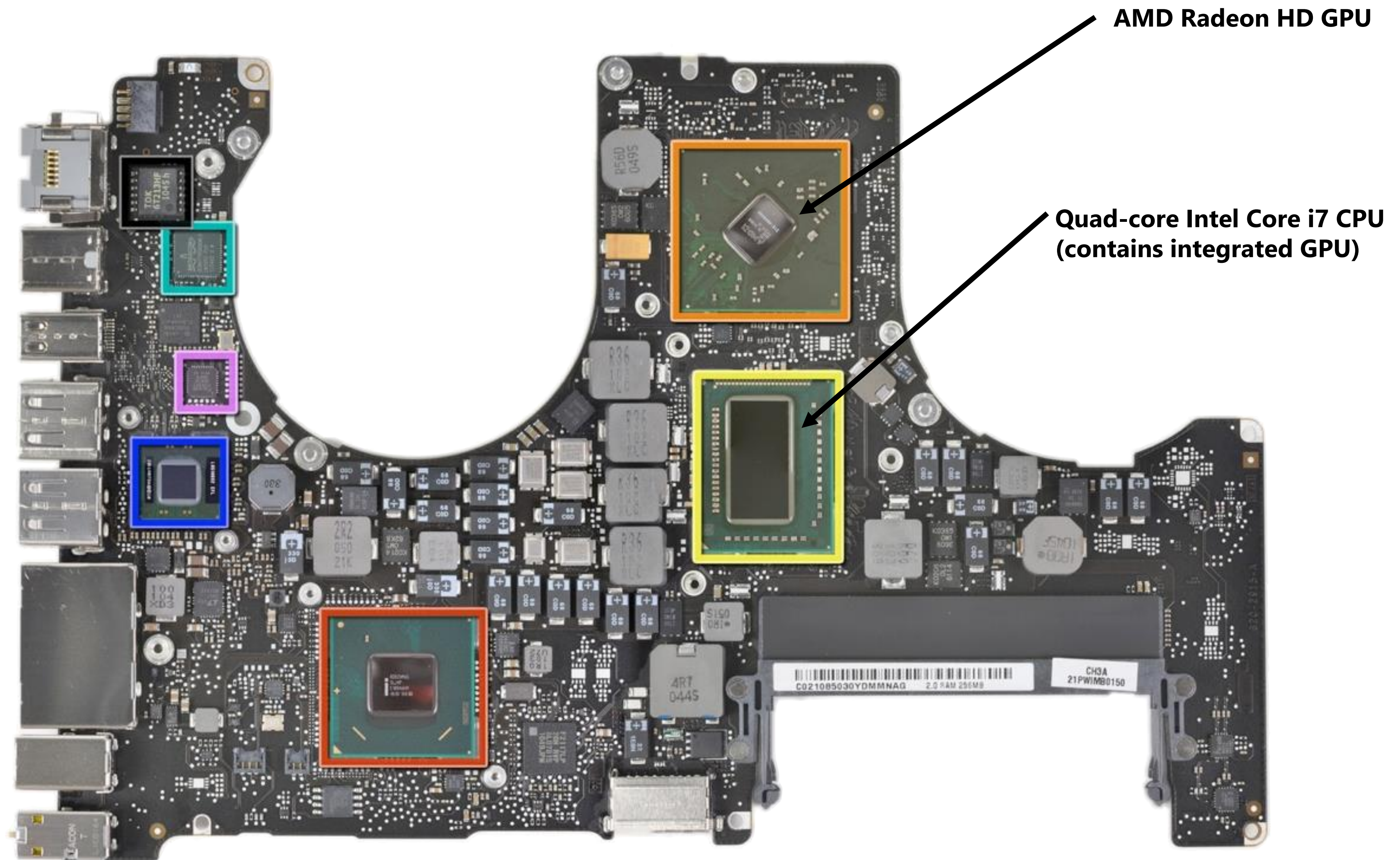
More heterogeneity: add discrete GPU

Keep discrete (power hungry) GPU turned off unless needed for graphics-intensive applications


Use integrated, low power graphics for basic graphics/window manager/UI




15in Macbook Pro 2011 (two GPUs)



Mobile heterogeneous processors




NVIDIA Tegra X1
Four ARM Cortex A57 CPU cores for applications
Four low performance (low power) ARM A53 CPU cores
One Maxwell SMM (256 "CUDA" cores)



Apple A9 (2015)
> 2 B transistors
Dual Core 64 bit CPU
GPU PowerVR GT6700 (6 "core") GPU

Smartphone Processor



- **Apple A12, 2018**
 - **6.9 billion transistors**
- **Processors**
 - **2 high-power CPUs**
 - **7-wide issue**
 - **4 low-power CPUs**
 - **3-wide issue**
 - **4-core GPU**
 - **Neural engine**
 - **for deep neural network evaluation**
- **Specialized hardware**
 - **Video encode/decode**
 - **GPS**
 - **Encryption/Decryption**
 - **...**

- **Neural Engine**
 - **Fixed sequence of arithmetic operations**
 - **8-bit FP**
 - **8-wide parallelism**
 - **5×10^{12} ops/second**

Supercomputers use heterogeneous processing

Los Alamos National Laboratory: Roadrunner

Fastest US supercomputer in 2008, first to break Petaflop barrier: 1.7 PFLOPS


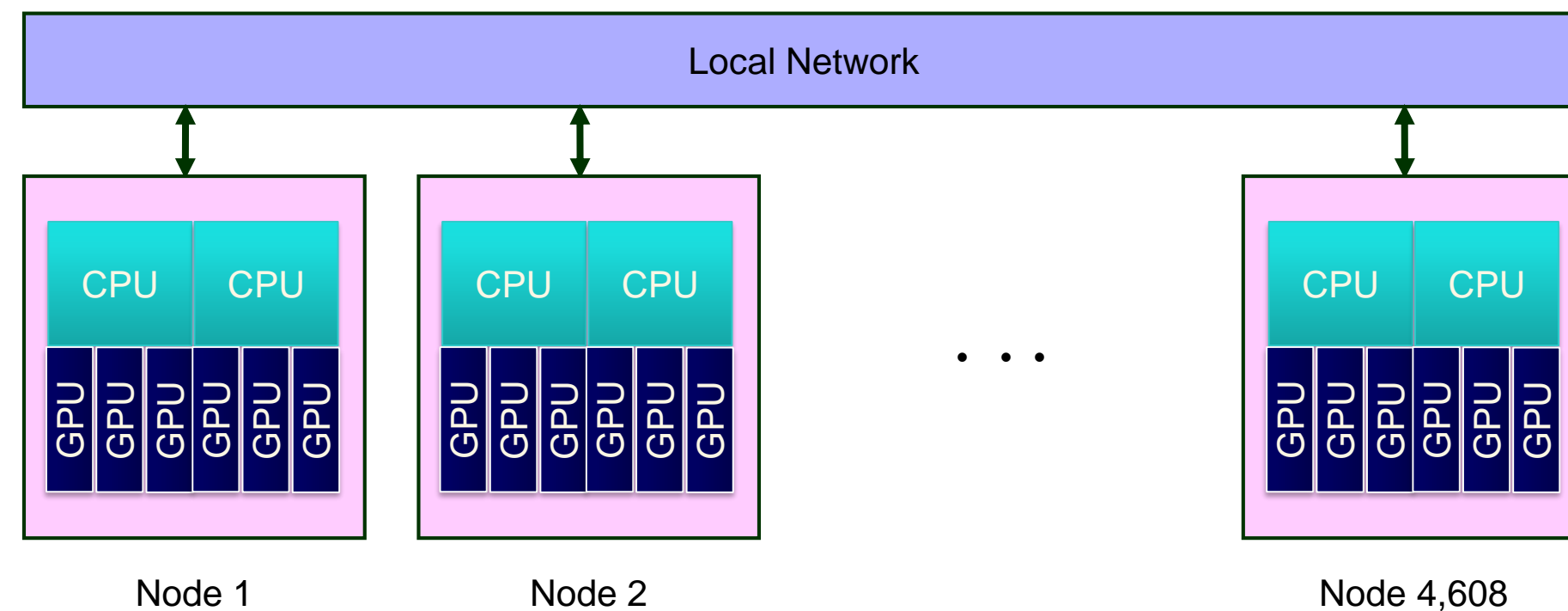
Unique at the time due to use of two types of processing elements

(IBM's Cell processor served as "accelerator" to achieve desired compute density)

- 6,480 AMD Opteron dual-core CPUs (12,960 cores)
- 12,970 IBM Cell Processors (1 CPU + 8 accelerator cores per Cell = 116,640 cores)
- 2.4 MWatt (about 2,400 average US homes)




GPU-accelerated supercomputing



- **Oak Ridge Summit**
 - **World's most powerful computer**
- **Each Node**
 - **2 IBM 22-core POWER9 processors**
 - **6 nVidia Graphics Processing Units**
 - **608 GB DRAM**
 - **1600 GB Flash**
- **Overall**
 - **13MW water cooled**
 - **\$325 M for two machines**

Intel Xeon Phi (Knights Landing)

- 72 “simple” x86 cores (1.1 Ghz, derived from Intel Atom)
- 16-wide vector instructions (AVX-512), four threads per core
- Targeted as an accelerator for supercomputing applications



Heterogeneous architectures for supercomputing

Source: Top500.org Fall 2018 rankings

Rank	Site	System	Cores	Rmax (TFlop/s)	Rpeak (TFlop/s)	Power (kW)
1	DOE/SC/Oak Ridge National Laboratory United States	Summit - IBM Power System AC922, IBM POWER9 22C 3.07GHz, NVIDIA Volta GV100 , Dual-rail Mellanox EDR Infiniband IBM	2,397,824	143,500.0	200,794.9	9,783
2	DOE/NNSA/LLNL United States	Sierra - IBM Power System S922LC, IBM POWER9 22C 3.1GHz, NVIDIA Volta GV100 , Dual-rail Mellanox EDR Infiniband IBM / NVIDIA / Mellanox	1,572,480	94,640.0	125,712.0	7,438
3	National Supercomputing Center in Wuxi China	Sunway TaihuLight - Sunway MPP, Sunway SW26010 260C 1.45GHz, Sunway NRCP	10,649,600	93,014.6	125,435.9	15,371
4	National Super Computer Center in Guangzhou China	Tianhe-2A - TH-IVB-FEP Cluster, Intel Xeon E5-2692v2 12C 2.2GHz, TH Express-2, Matrix-2000 NUDT	4,981,760	61,444.5	100,678.7	18,482
5	Swiss National Supercomputing Centre (CSCS) Switzerland	Piz Daint - Cray XC50, Xeon E5-2690v3 12C 2.6GHz, Aries interconnect, NVIDIA Tesla P100 Cray Inc.	387,872	21,230.0	27,154.3	2,384
6	DOE/NNSA/LANL/SNL United States	Trinity - Cray XC40, Xeon E5-2698v3 16C 2.3GHz, Intel Xeon Phi 7250 68C 1.4GHz , Aries interconnect Cray Inc.	979,072	20,158.7	41,461.2	7,578
7	National Institute of Advanced Industrial Science and Technology (AIST) Japan	AI Bridging Cloud Infrastructure (ABCI) - PRIMERGY CX2570 M4, Xeon Gold 6148 20C 2.4GHz, NVIDIA Tesla V100 SXM2 , Infiniband EDR Fujitsu	391,680	19,880.0	32,576.6	1,649

Green500: most energy efficient supercomputers

Efficiency metric: MFLOPS per Watt

TOP500		System	Cores	Rmax (TFlop/s)	Power (kW)	Power Efficiency (GFlops/watts)
Rank	Rank					
1	375	Shoubu system B - ZettaScaler-2.2, Xeon D-1571 16C 1.3GHz, Infiniband EDR, PEZY-SC2 , PEZY Computing / Exascale Inc. Advanced Center for Computing and Communication, RIKEN Japan	953,280	1,063.3	60	17.604
2	374	DGX SaturnV Volta - NVIDIA DGX-1 Volta36 Xeon E5-2698v4 20C 2.2GHz, Infiniband EDR, NVIDIA Tesla V100 , Nvidia NVIDIA Corporation United States	22,440	1,070.0	97	15.113
3	1	Summit - IBM Power System AC922, IBM POWER9 22C 3.07GHz, NVIDIA Volta GV100, Dual-rail Mellanox EDR Infiniband , IBM DOE/SC/Oak Ridge National Laboratory United States	2,397,824	143,500.0	9,783	14.668
4	7	AI Bridging Cloud Infrastructure (ABCI) - PRIMERGY GX2570 M4, Xeon Gold 6148 20C 2.4GHz, NVIDIA Tesla V100 SXM2 Infiniband EDR , Fujitsu National Institute of Advanced Industrial Science and Technology (AIST) Japan	391,680	19,880.0	1,649	14.423
5	22	TSUBAME3.0 - SGI ICE XA, IP139-SXM2, Xeon E5-2698v4 14C 2.4GHz, Intel Omni-Path, NVIDIA Tesla P100 SXM2 , HPE GSIC Center, Tokyo Institute of Technology Japan	135,828	8,125.0	792	13.704
6	2	Sierra - IBM Power System S922LC, IBM POWER9 22C 3.1GHz, NVIDIA Volta GV100, Dual-rail Mellanox EDR Infiniband , IBM / NVIDIA / Mellanox DOE/NNSA/LLNL United States	1,572,480	94,640.0	7,438	12.723

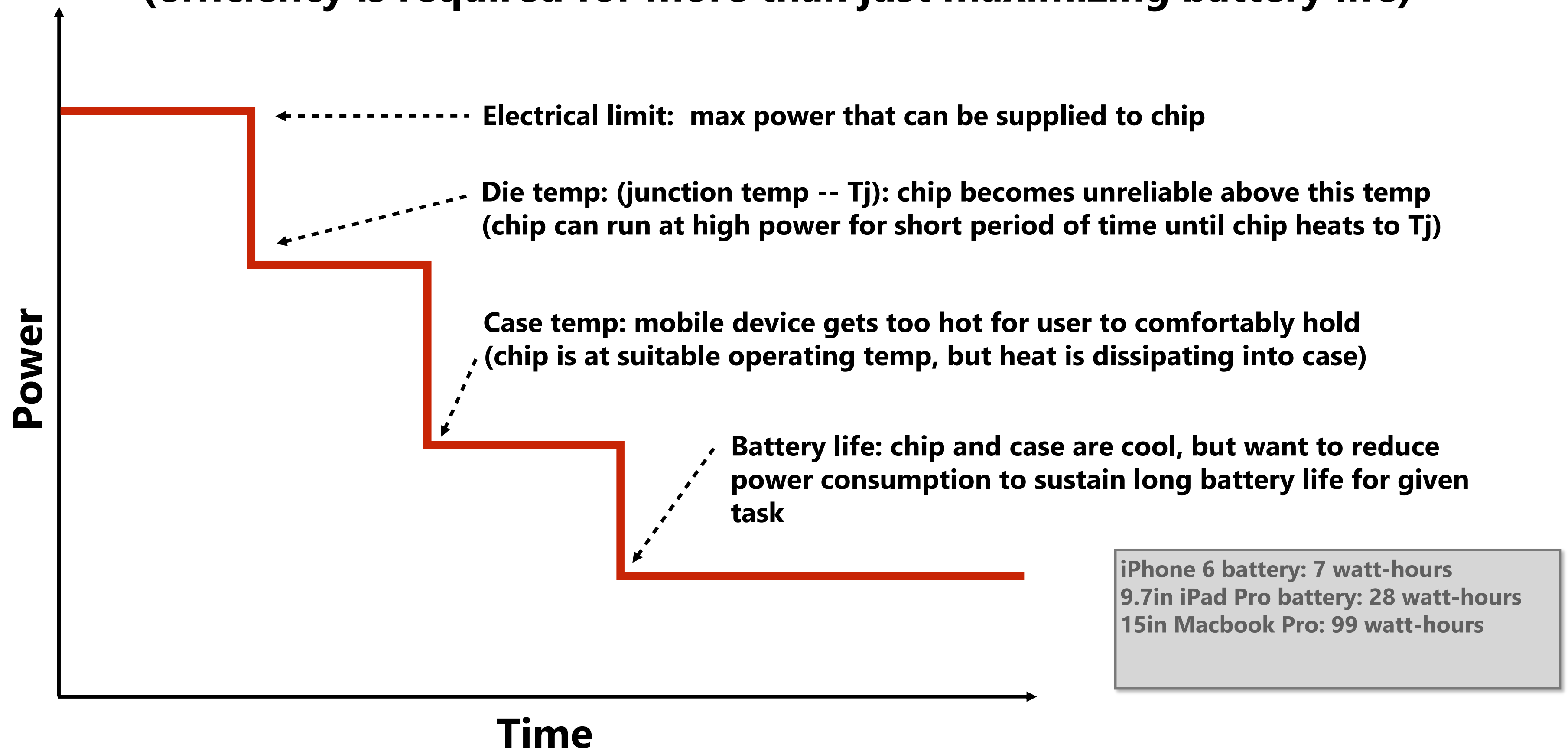
Source: Green500 Fall 2018 rankings

Energy-constrained computing

- **Supercomputers are energy constrained**
 - **Due to sheer scale**
 - **Overall cost to operate (power for machine and for cooling)**
- **Datacenters are energy constrained**
 - **Reduce cost of cooling**
 - **Reduce physical space requirements**
- **Mobile devices are energy constrained**
 - **Limited battery life**
 - **Heat dissipation**

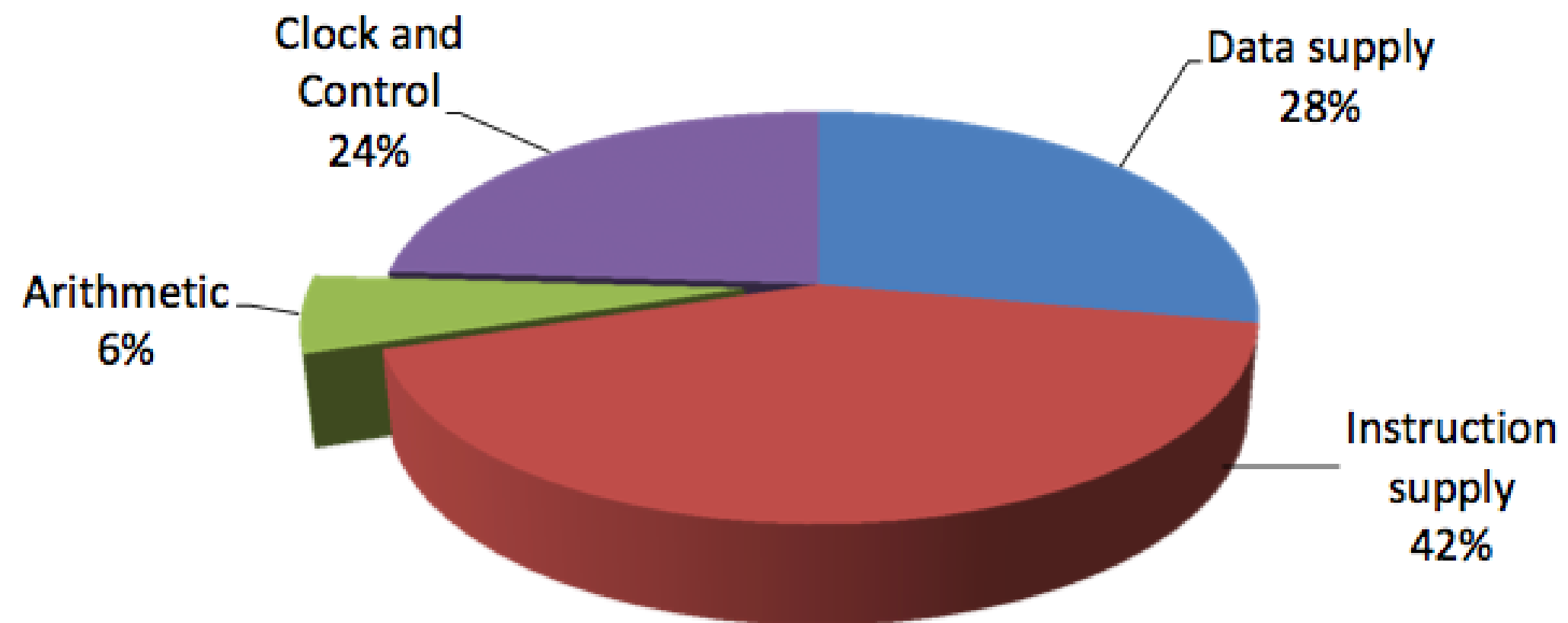
Limits on chip power consumption

- **General mobile processing rule: the longer a task runs the less power it can use**
 - **Processor's power consumption is limited by heat generated (efficiency is required for more than just maximizing battery life)**



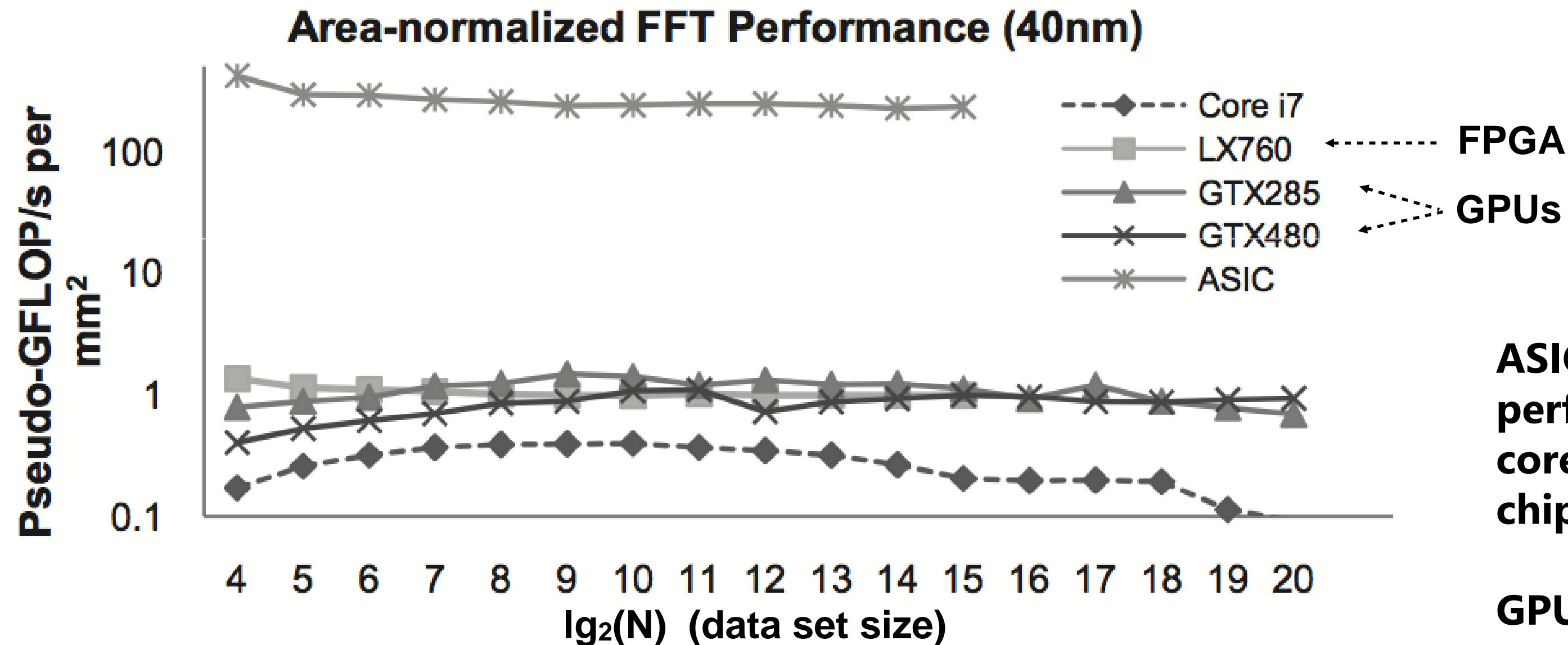
Efficiency benefits of compute specialization

- Rules of thumb: compared to high-quality C code on CPU...
- Throughput-maximized processor architectures: e.g., GPU cores
 - Approximately 10x improvement in perf / watt
 - Assuming code maps well to wide data-parallel execution and is compute bound
- Fixed-function ASIC (“application-specific integrated circuit”)
 - Can approach 100-1000x or greater improvement in perf/watt
 - Assuming code is compute bound and
and is not floating-point math



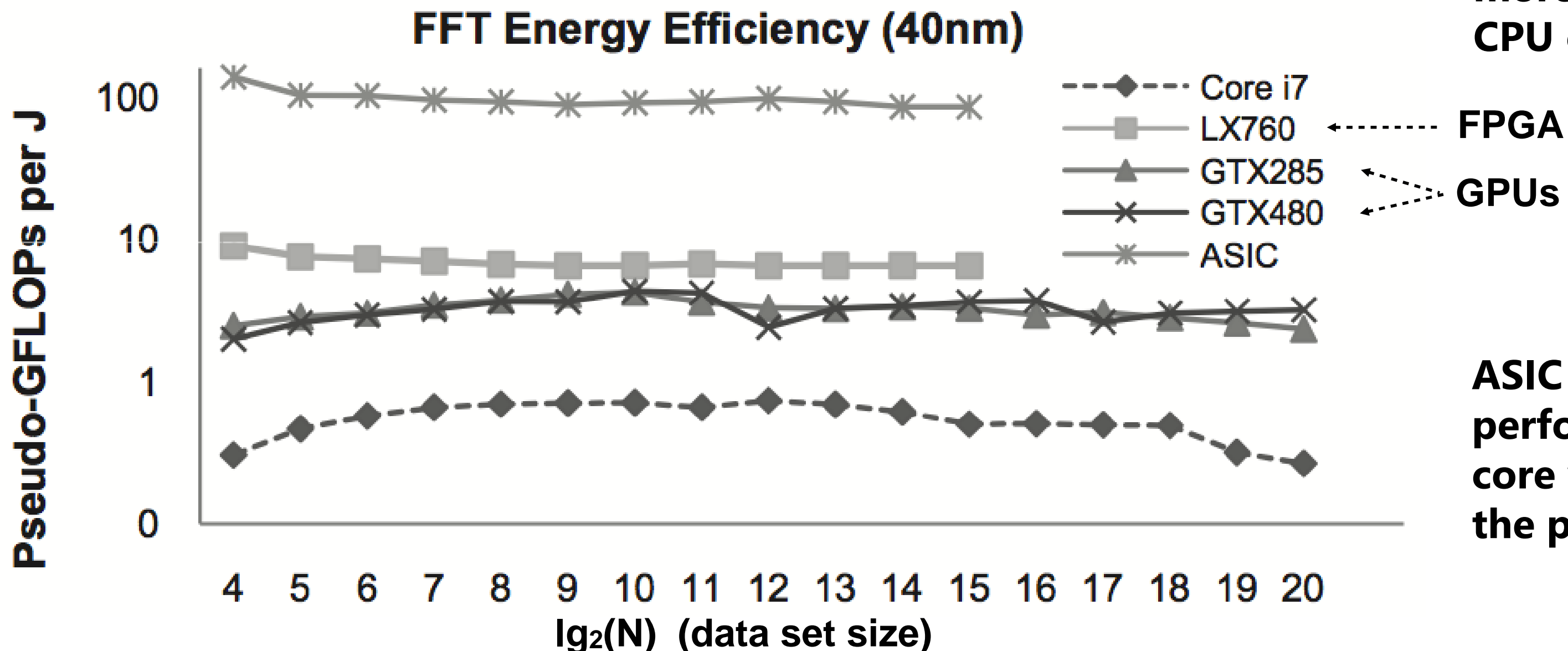
Efficient Embedded Computing [Dally et al. 08]

Hardware specialization increases efficiency



ASIC delivers same performance as one CPU core with $\sim 1/1000$ th the chip area.

GPU cores: ~ 5 -7 times more area efficient than CPU cores.




ASIC delivers same performance as one CPU core with only $\sim 1/100$ th the power.

Benefits of increasing efficiency

- Run faster for a fixed period of time
 - Run at higher clock, use more cores (reduce latency of critical task)
 - Do more at once
- Run at a fixed level of performance for longer
 - e.g., video playback
 - Achieve “always-on” functionality that was previously impossible



iPhone:
Siri activated by button press
or holding phone up to ear

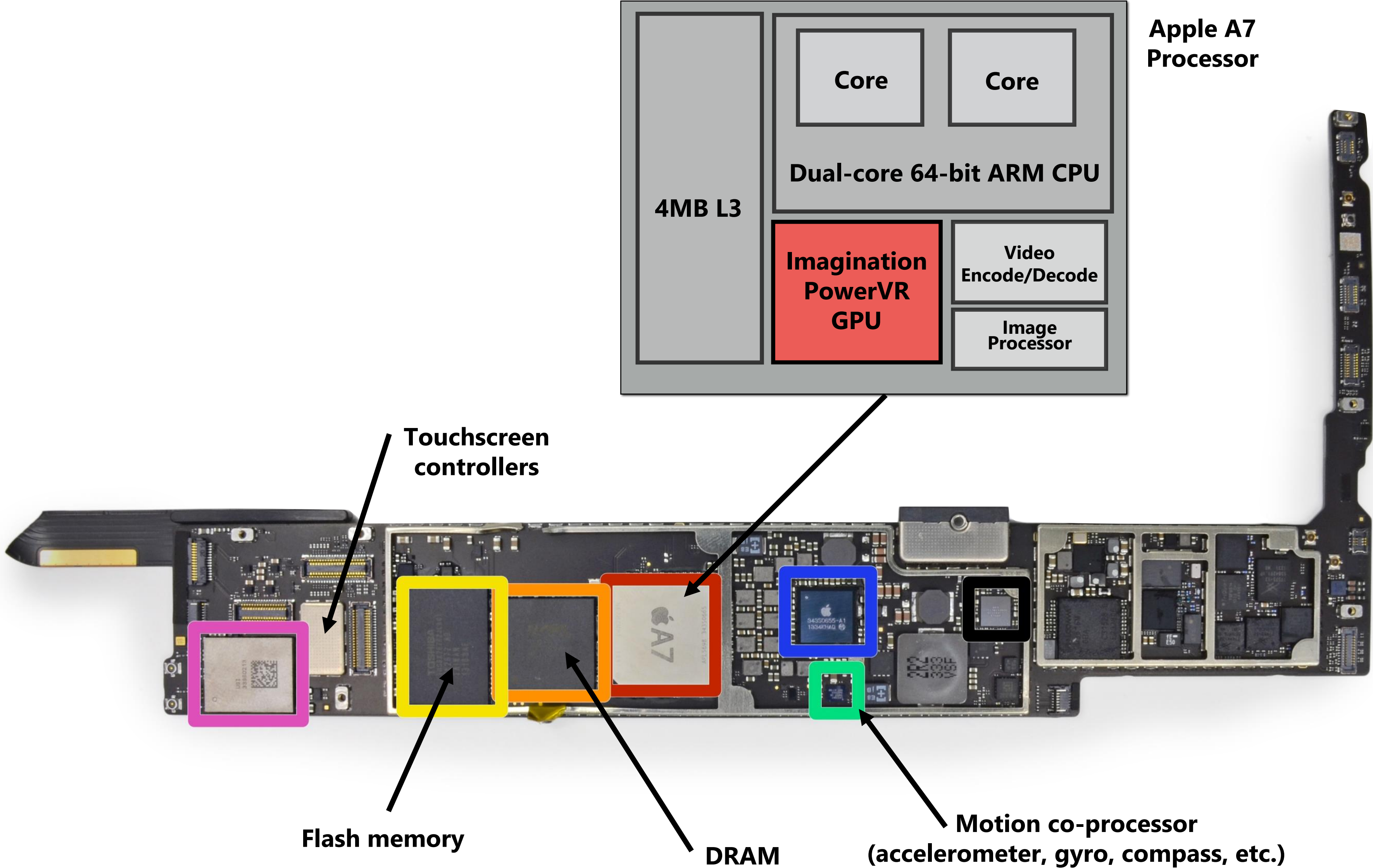


Moto X:
Always listening for “ok, google now”
Device contains ASIC for detecting this
audio pattern.



Google Glass: ~40
min recording per
charge (nowhere
near “always on”)

Example: iPad Air (2013)



Original iPhone touchscreen controller

Separate digital signal processor to interpret raw signal from capacitive touch sensor (do not burden main CPU)

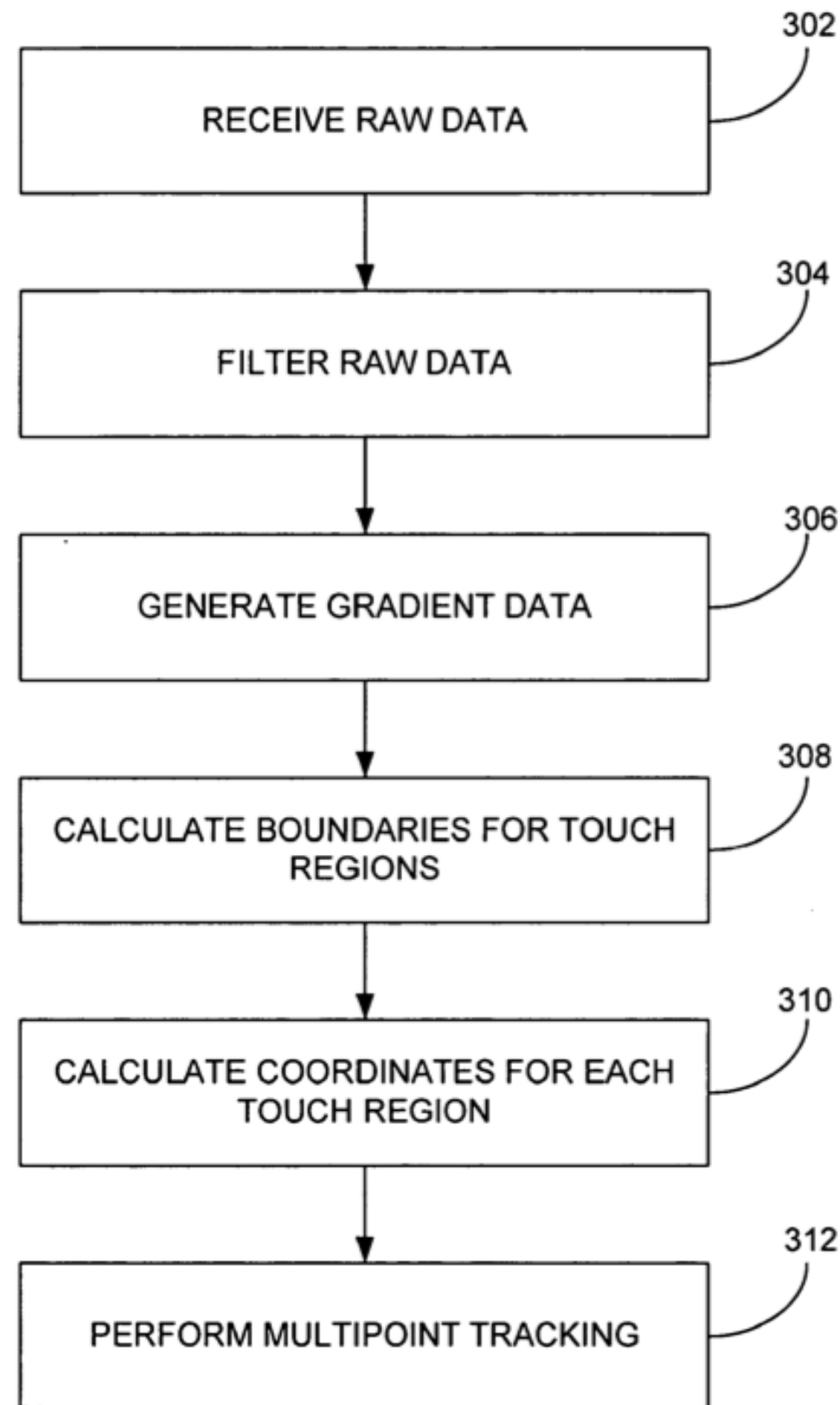


FIG. 16




FIG. 17A




FIG. 17B

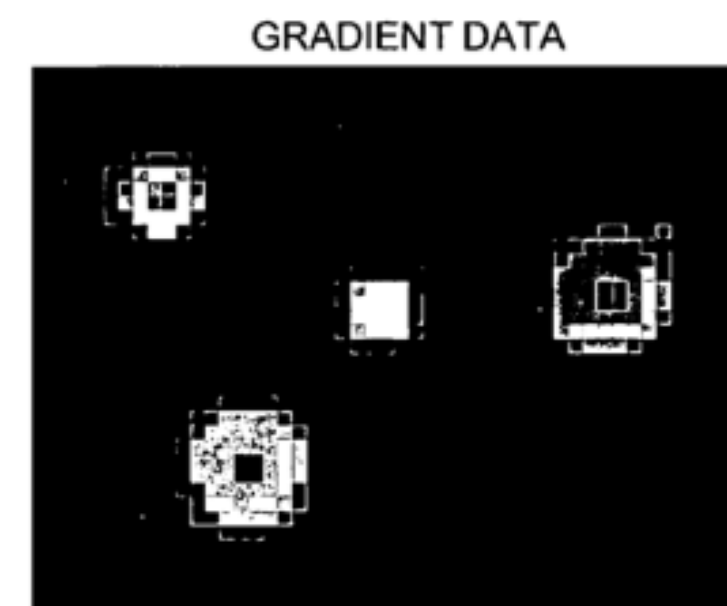


FIG. 17C

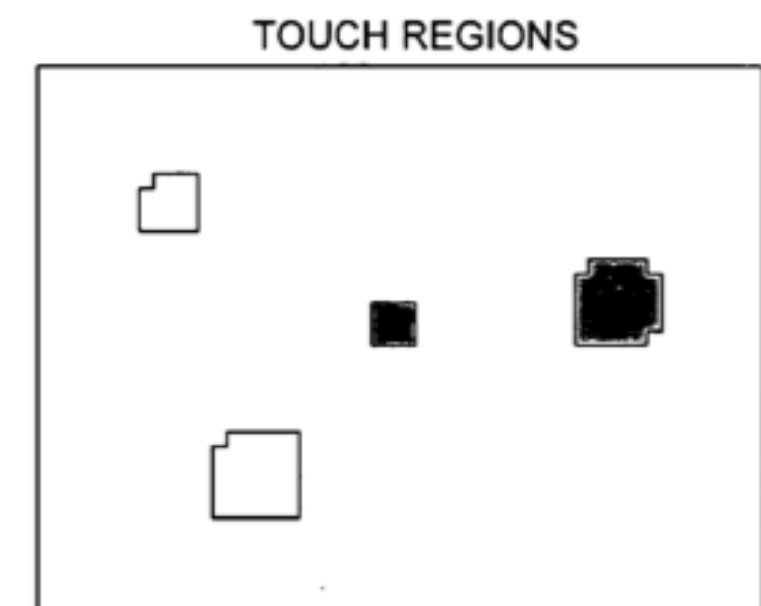


FIG. 17D

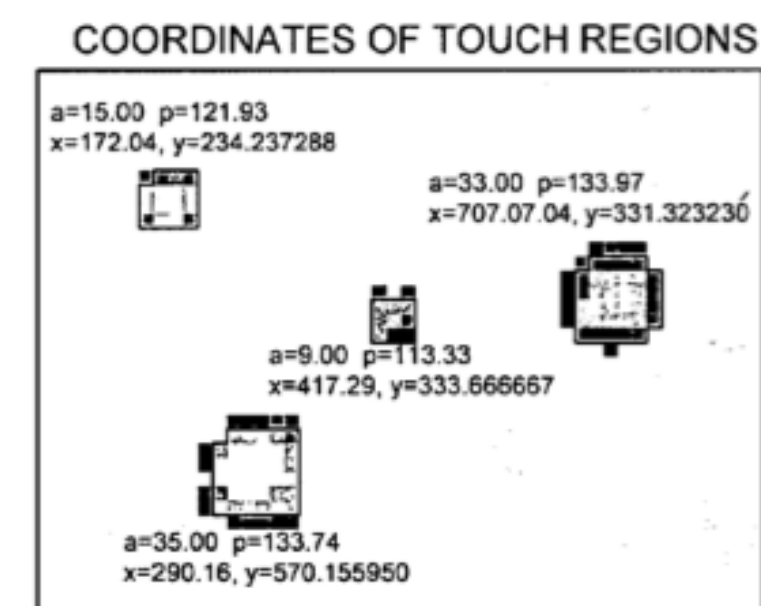


FIG. 17E

Modern computing: efficiency often matters more than in the past, not less

Fourth, there's battery life.

To achieve long battery life when playing video, mobile devices must decode the video in hardware; decoding it in software uses too much power. Many of the chips used in modern mobile devices contain a decoder called H.264 – an industry standard that is used in every Blu-ray DVD player and has been adopted by Apple, Google (YouTube), Vimeo, Netflix and many other companies.

Although Flash has recently added support for H.264, the video on almost all Flash websites currently requires an older generation decoder that is not implemented in mobile chips and must be run in software. The difference is striking: on an iPhone, for example, H.264 videos play for up to 10 hours, while videos decoded in software play for less than 5 hours before the battery is fully drained.

When websites re-encode their videos using H.264, they can offer them without using Flash at all. They play perfectly in browsers like Apple's Safari and Google's Chrome without any plugins whatsoever, and look great on iPhones, iPods and iPads.

Steve Jobs' "Thoughts on Flash", 2010

<http://www.apple.com/hotnews/thoughts-on-flash/>

(Justification for why Apple won't support Adobe Flash)

Example: image processing on a Nikon D7000



Process 16 MPixel RAW data from sensor to obtain JPG image:

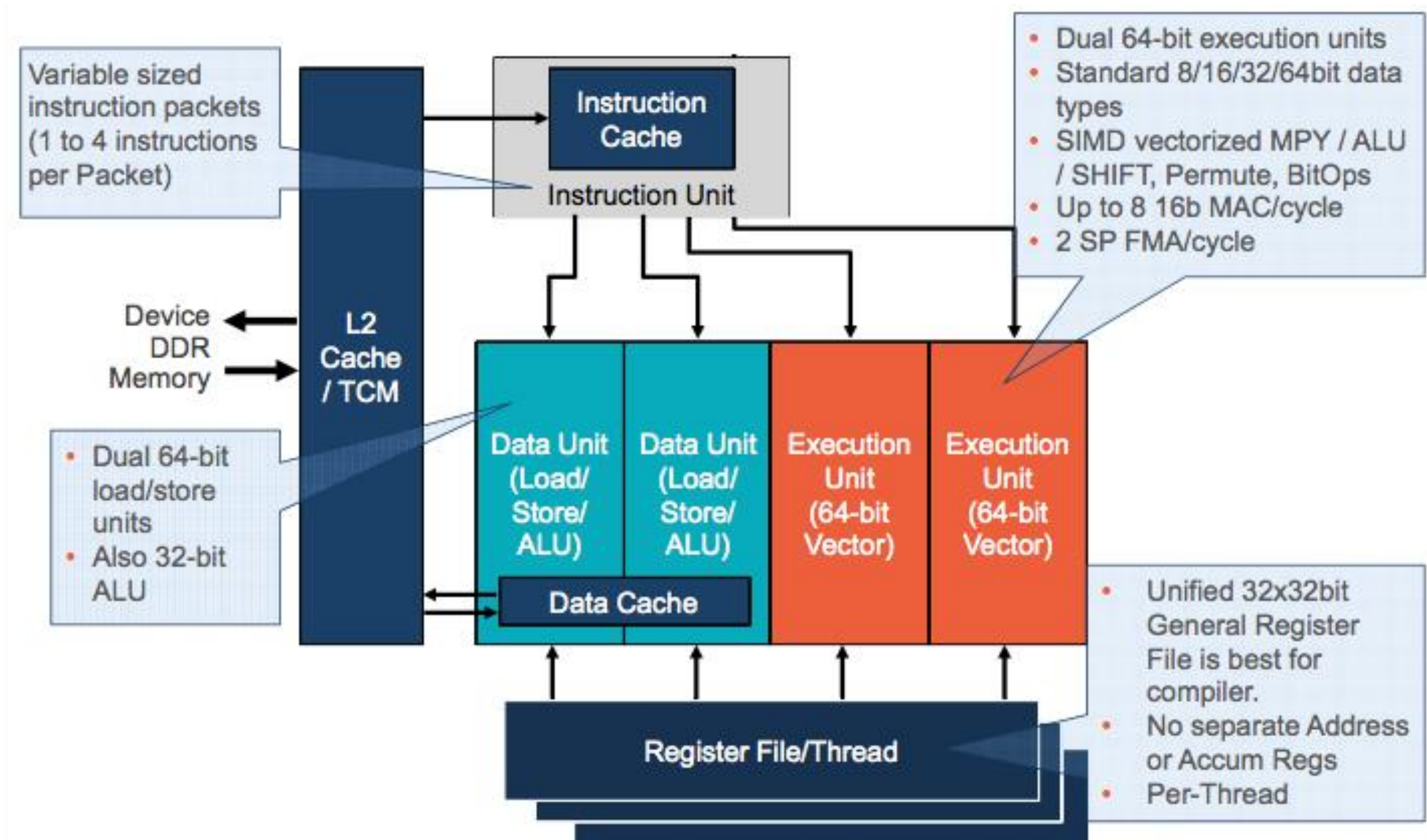
On camera: ~ 1/6 sec per image

Adobe Lightroom a quad-core Macbook Pro laptop: 1-2 sec per image

This is a older camera: much, much faster image processing performance on a modern smart phone (burst mode)


Qualcomm Hexagon Digital Signal Processor

- Originally used for audio/LTE support on Qualcomm SoCs
- Multi-threaded, VLIW DSP
- Third major programmable unit on Qualcomm SoCs
 - Multi-core CPU
 - Multi-core GPU (Adreno)
 - Hexagon DSP



Up next? application programmable image signal processors


- All modern systems have fixed-function support for common image processing tasks: image/video encode/decode, sensor to image conversion, etc.
- Computational photography: use of advanced algorithms to make better photographs and videos
 - Large space of (rapidly evolving techniques)



High Dynamic Range (HDR) and low light enhancement



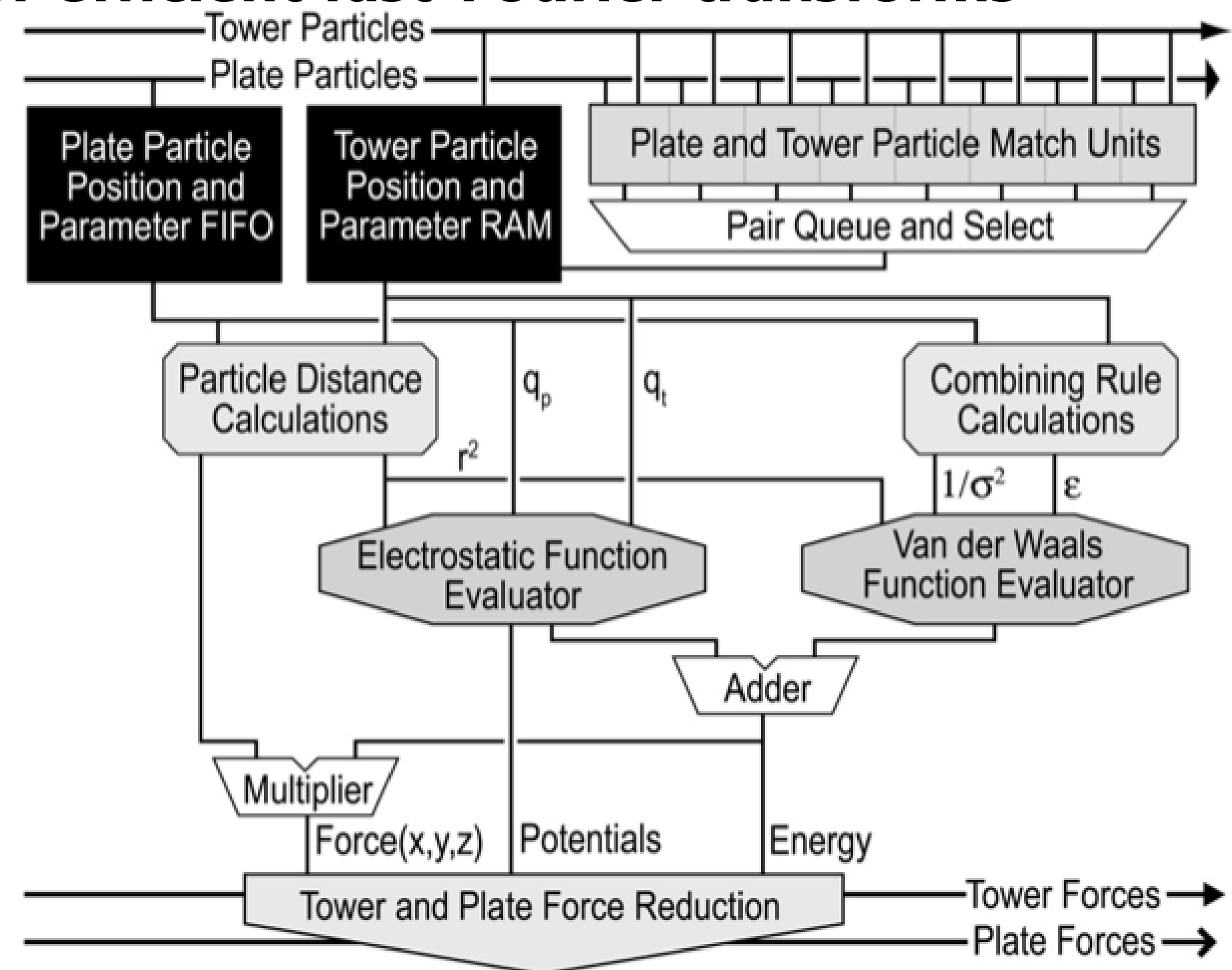
Automatic panoramas



Remove camera shake

Anton supercomputer

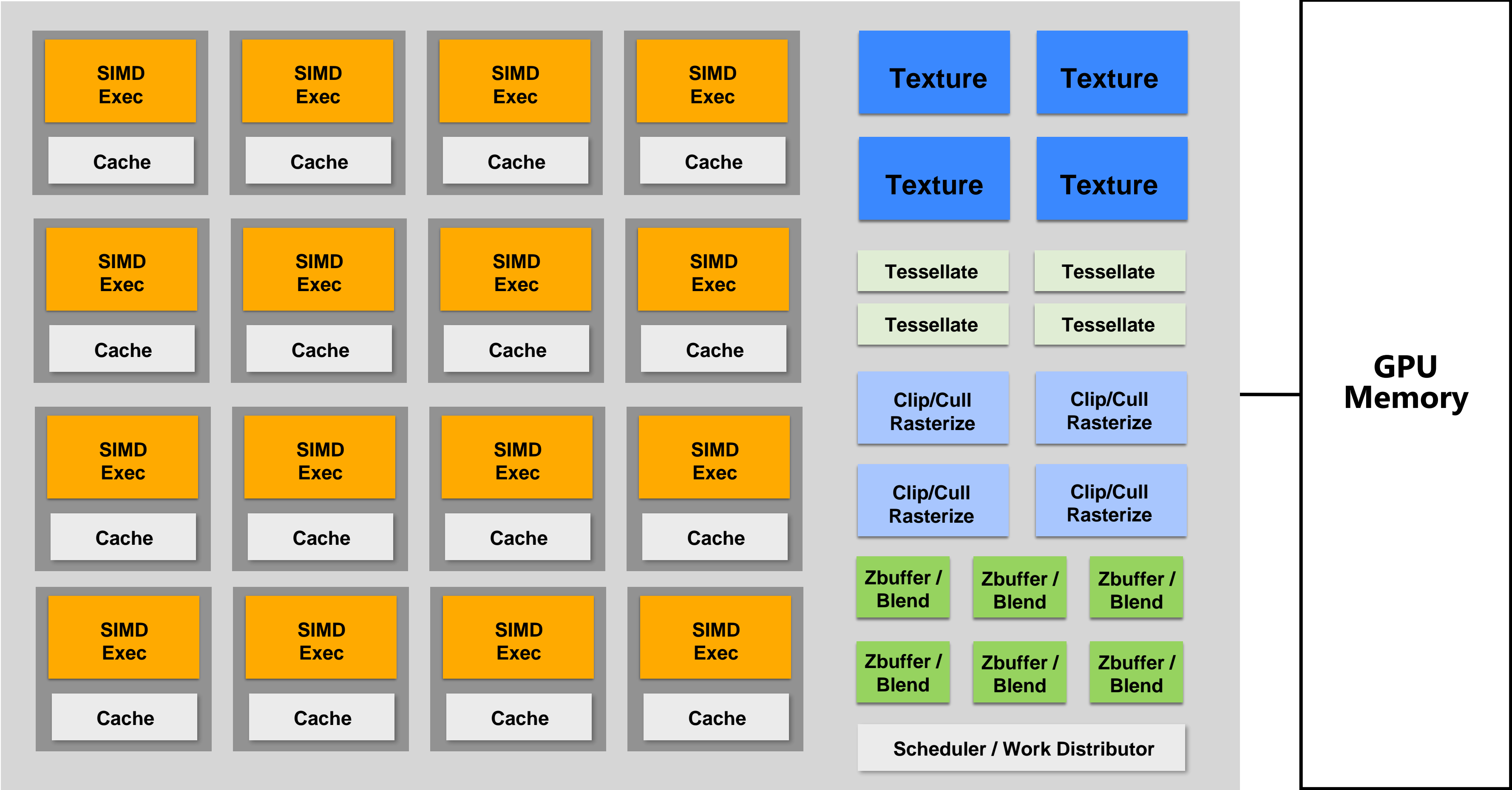
- Supercomputer highly specialized for molecular dynamics
 - Simulates time evolution of proteins
- ASIC for computing particle-particle interactions (512 of them in machine)
- Throughput-oriented subsystem for efficient fast-Fourier transforms
- Custom, low-latency communication network designed for communication patterns of N-body simulations



GPUs are heterogeneous multi-core processors

Compute resources your CUDA programs used in assignment 2

Graphics-specific, fixed-function compute resources

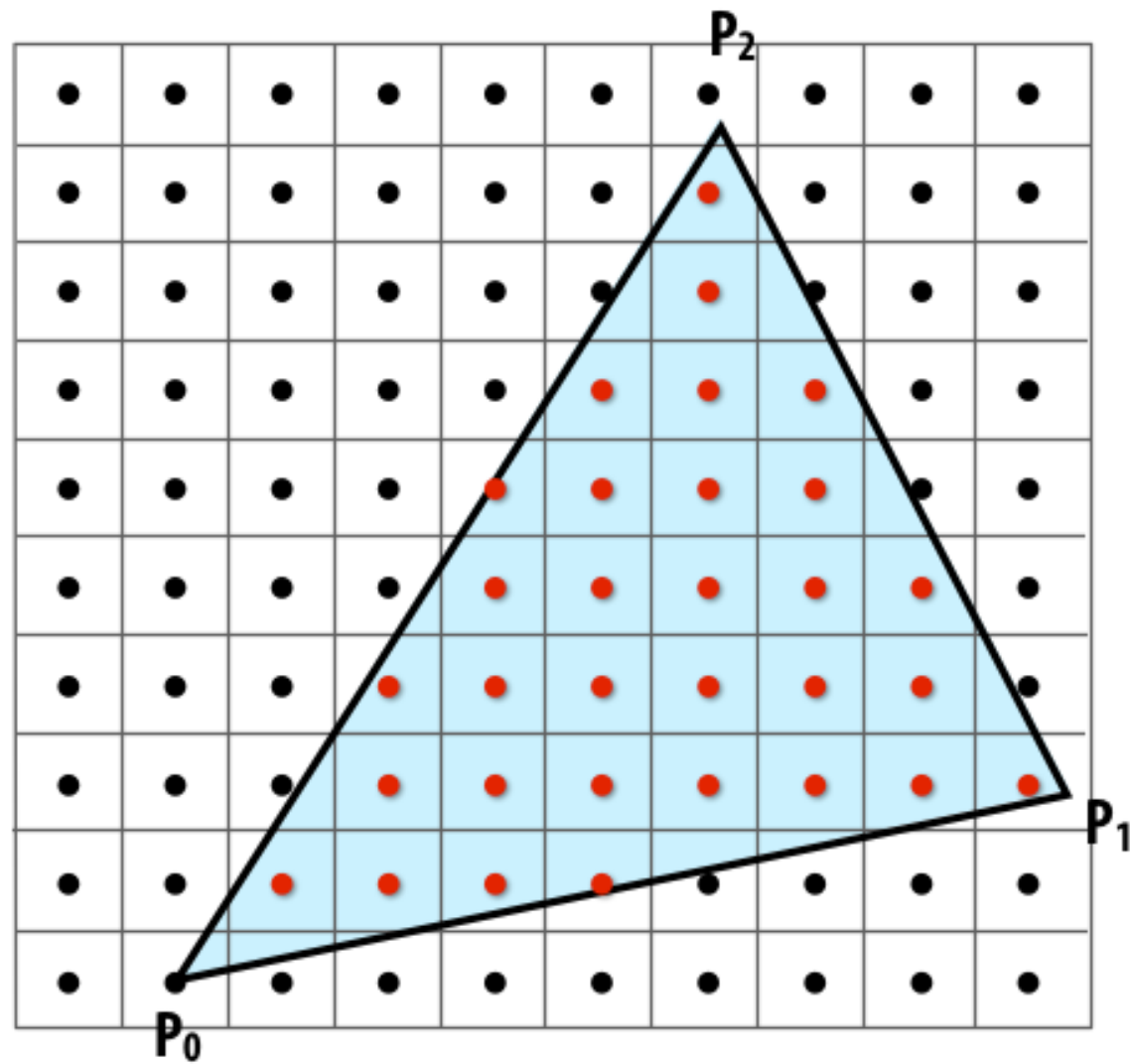


GPU

Example graphics tasks performed in fixed-function HW

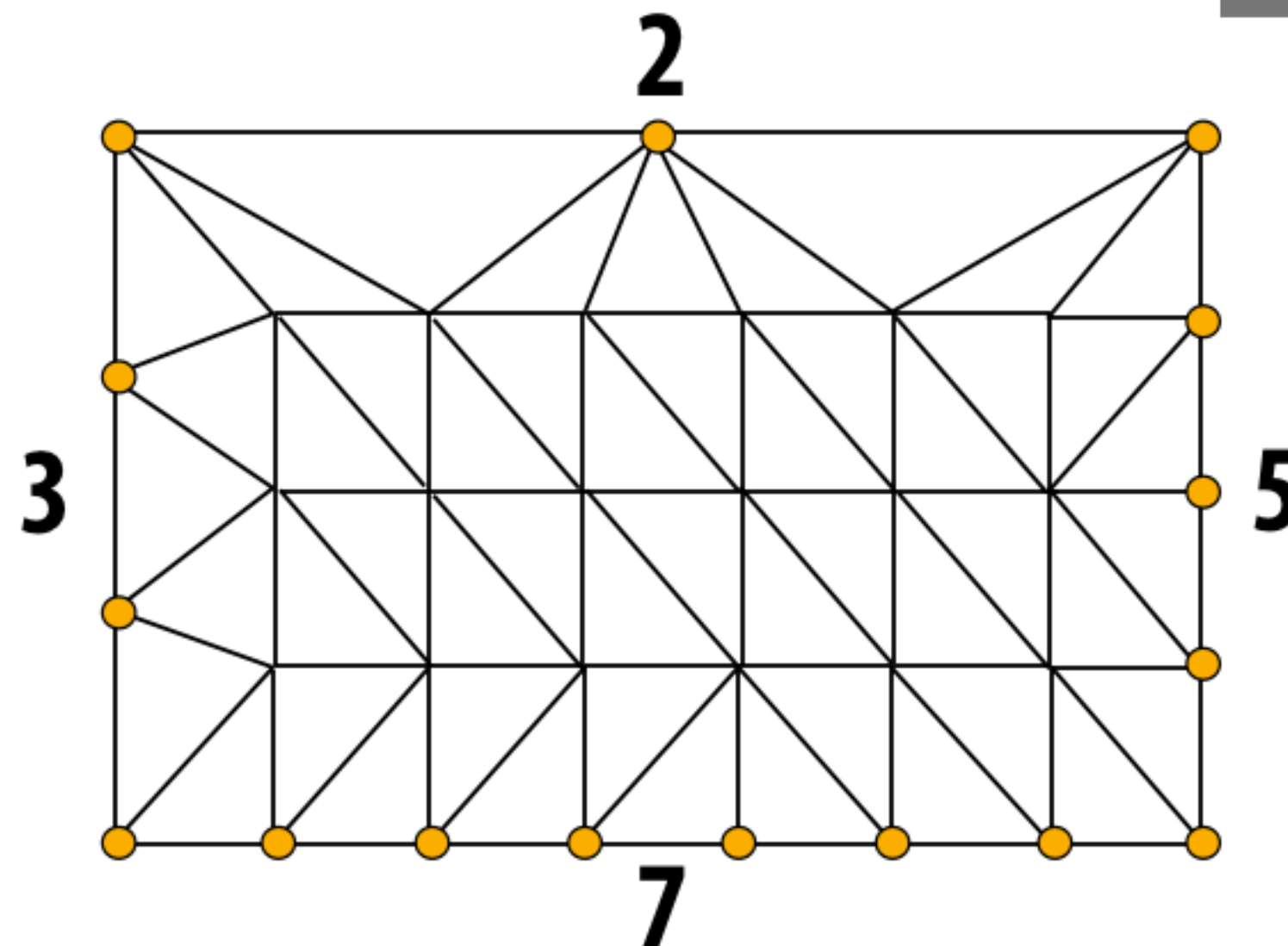

Rasterization:

Determining what pixels a triangle overlaps



Texture mapping:

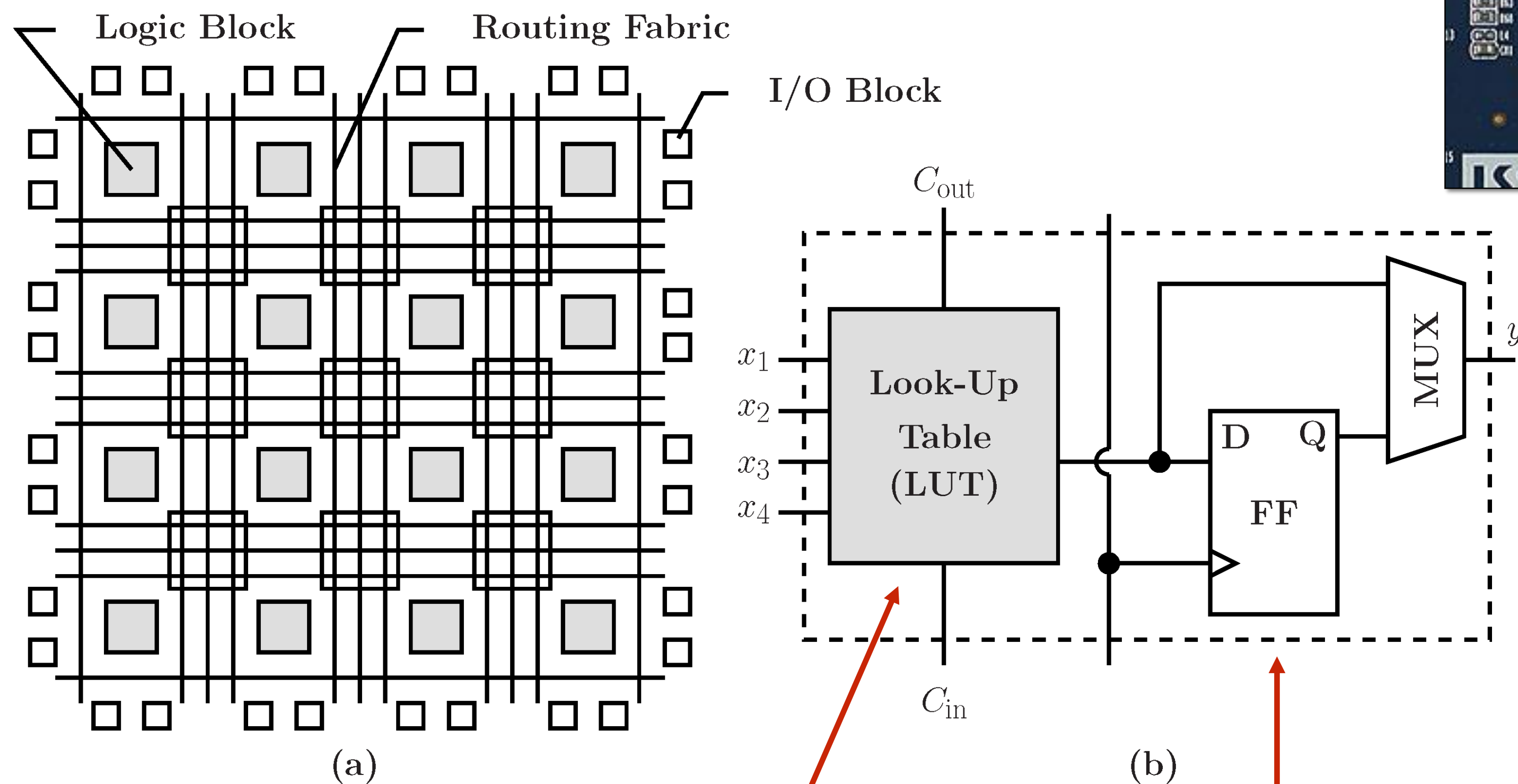
Warping/filtering images to apply detail to surfaces



Geometric tessellation:
computing fine-scale
geometry from coarse
geometry

FPGAs (Field Programmable Gate Arrays)

- Middle ground between an ASIC and a processor
- FPGA chip provides array of logic blocks, connected by interconnect
- Programmer-defined logic implemented directly by FGPA



Programmable lookup table (LUT)

Flip flop (a register)

Project Catapult

- Microsoft Research investigation of use of FPGAs to accelerate datacenter workloads
- Demonstrated offload of part of Bing Search's document ranking logic
- Now widely used to accelerate DNNs across Microsoft services

FPGA board



1U server (Dual socket CPU + FPGA connected via PCIe bus)



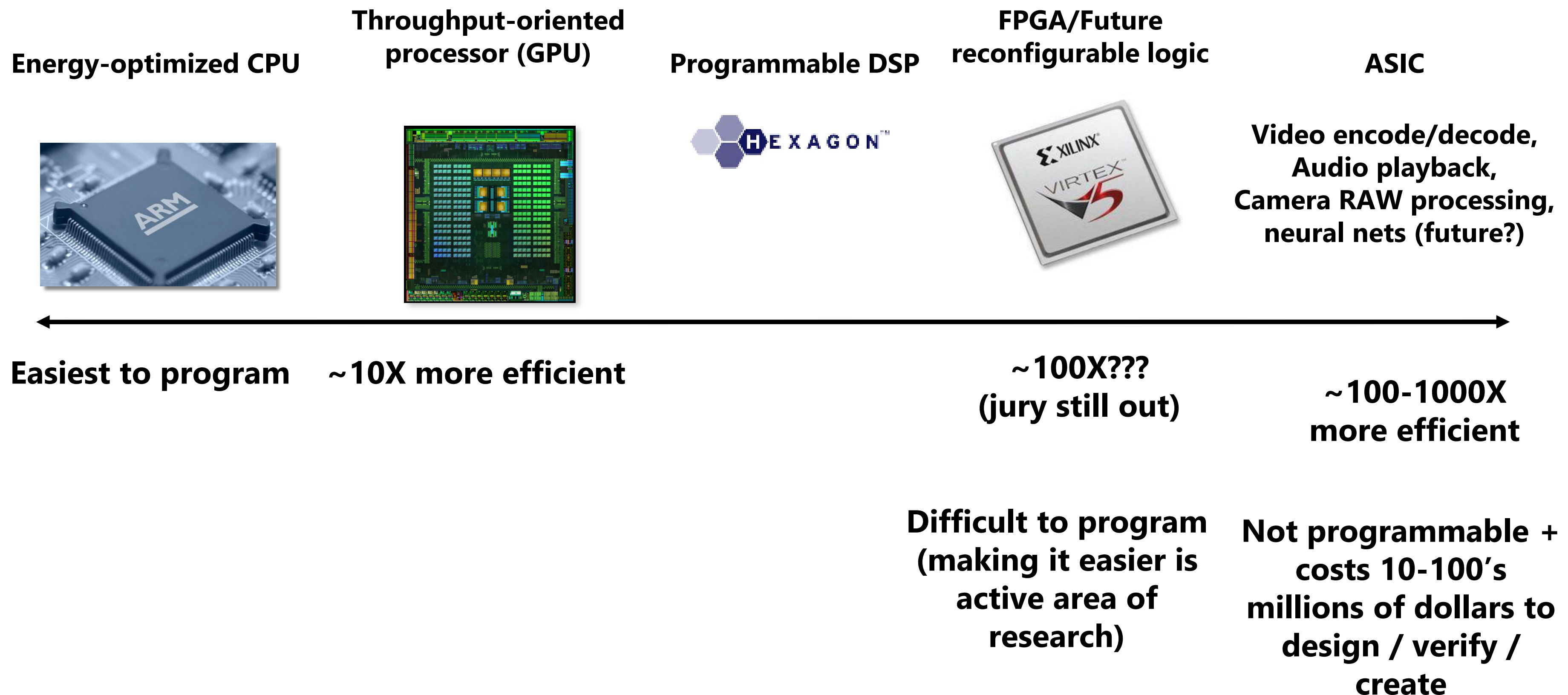
- Two 8-core Xeon 2.1 GHz CPUs
- 64 GB DRAM
- 4 HDDs @ 2 TB, 2 SSDs @ 512 GB
- 10 Gb Ethernet
- No cable attachments to server

Air flow

200 LFM

68 °C Inlet

Summary: choosing the right tool for the job



Challenges of heterogeneous designs

Challenges of heterogeneity

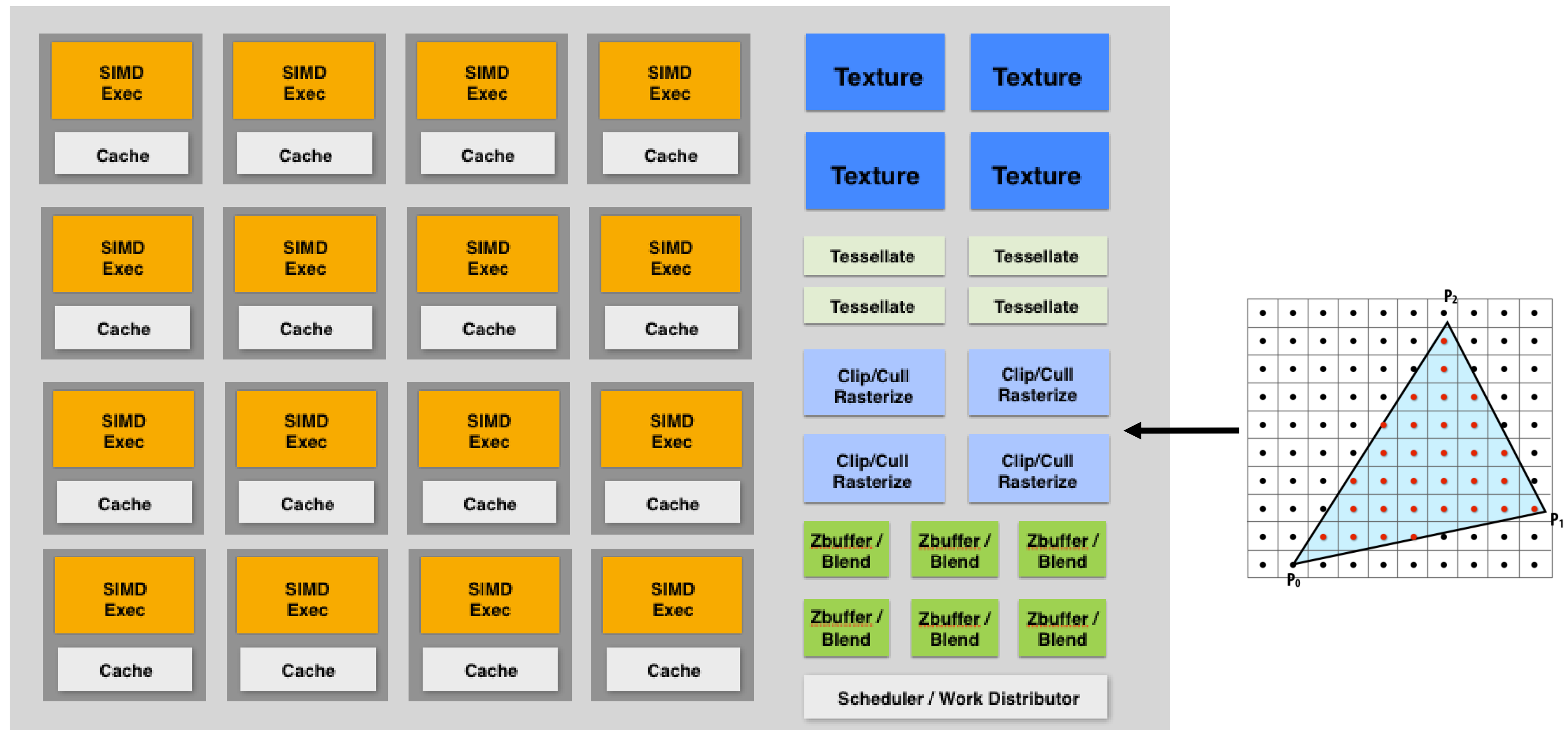
- So far in this course:
 - Homogeneous system: every processor can be used for every task
 - **To get best speedup vs. sequential execution, “keep all processors busy all the time” (this is hard to achieve)**
- Heterogeneous system: **use preferred processor for each task**
 - Challenge for system designer: what is the right mixture of resources to meet performance, cost, and energy goals?
 - Too few throughput-oriented resources (lower peak performance/efficiency for parallel workloads -- should have used resources for more throughput cores)
 - Too few sequential processing resources (get bitten by Amdahl’s Law)
 - How much chip area should be dedicated to a specific function, like video?

(these resources are taken away from general-purpose processing)

- Implication: increased pressure to understand workloads accurately at chip design time

Pitfalls of heterogeneous designs

[Molnar 2010]



Say 10% of the workload is rasterization

Let's say you under-provision the fixed-function rasterization unit on GPU:

Chose to dedicate 1% of chip area used for rasterizer, really needed 20% more throughput: 1.2% of chip area

Problem: rasterization is now the bottleneck, so the expensive programmable processors (99% of chip) are idle waiting on rasterization. **99% of the chip runs at 80% efficiency!**

➔ Tendency is to be conservative, and over-provision fixed-function components (diminishing their advantage)

Challenges of heterogeneity

- **Heterogeneous system: preferred processor for each task**
 - **Challenge for hardware designer: what is the right mixture of resources?**
 - **Too few throughput oriented resources (lower peak throughput for parallel workloads)**
 - **Too few sequential processing resources (limited by sequential part of workload)**
 - **How much chip area should be dedicated to a specific function, like video? (these resources are taken away from general-purpose processing)**
 - **Work balance must be anticipated at chip design time**
 - ➔ **System cannot adapt to changes in usage over time, new algorithms, etc.**
- **Challenge to software developer: how to map programs onto a heterogeneous collection of resources?**
 - **Challenge: “Pick the right tool for the job”: design algorithms that decompose well into components that each map well to different processing components of the machine**
 - **The scheduling problem is more complex on a heterogeneous system**
 - **Available mixture of resources can dictate choice of algorithm**
 - **Software portability & maintenance nightmare (we’ll revisit this next class)**

**Reducing energy consumption idea 1:
use specialized processing**

**Reducing energy consumption idea 2:
move less data**

Data movement has high energy cost

- **Rule of thumb in mobile system design: always seek to reduce amount of data transferred from memory**
 - Earlier in class we discussed minimizing communication to reduce stalls (poor performance). Now, we wish to reduce communication to reduce energy consumption
- **“Ballpark” numbers** [[Sources: Bill Dally \(NVIDIA\), Tom Olson \(ARM\)](#)]
 - Integer op: ~ 1 pJ *
 - Floating point op: ~20 pJ *
 - Reading 64 bits from small local SRAM (1mm away on chip): ~ 26 pJ
 - Reading 64 bits from low power mobile DRAM (LPDDR): ~1200 pJ
- **Implications**
 - Reading 10 GB/sec from memory: ~1.6 watts
 - Entire power budget for mobile GPU: ~1 watt (remember phone is also running CPU, display, radios, etc.)
 - iPhone 6 battery: ~7 watt-hours (compare: Macbook Pro laptop: 99 watt-hour battery)
 - Exploiting locality matters!!!

Suggests that recomputing values, rather than storing and reloading them, is a better answer when optimizing code for energy efficiency!

* Cost to just perform the logical operation, not counting overhead of instruction decode, load data from registers, etc.

Three trends in energy-optimized computing

- **Compute less!**
 - **Computing costs energy: parallel algorithms that do more work than sequential counterparts may not be desirable even if they run faster**
 - **...But performance matters too, because processors burn energy whenever they are turned on (“static power”)**
- **Specialize compute units:**
 - **Heterogeneous processors: CPU-like cores + throughput-optimized cores (GPU-like cores)**
 - **Fixed-function units: audio processing, “movement sensor processing” video decode/encode, image processing/computer vision?**
 - **Specialized instructions: expanding set of AVX vector instructions, new instructions for accelerating AES encryption (AES-NI)**
 - **Programmable soft logic: FPGAs**
- **Reduce bandwidth requirements**
 - **Exploit locality (restructure algorithms to reuse on-chip data as much as possible)**
 - **Aggressive use of compression: perform extra computation to compress application data before transferring to memory (likely to see fixed-function HW to reduce overhead of general data compression/decompression)**

Summary

- **Heterogeneous parallel processing: use a mixture of computing resources that each fit with mixture of needs of target applications**
 - Latency-optimized sequential cores, throughput-optimized parallel cores, domain-specialized fixed-function processors
 - Examples exist throughout modern computing: mobile processors, servers, supercomputers
- **Traditional rule of thumb in “good system design” is to design simple, general-purpose components**
 - This is not the case with emerging processing systems (optimized for perf/watt)
 - Today: want collection of components that meet perf requirement AND minimize energy use
- **Challenge of using these resources effectively is pushed up to the programmer**
 - Current CS research challenge: how to write efficient, portable programs for emerging heterogeneous architectures?