

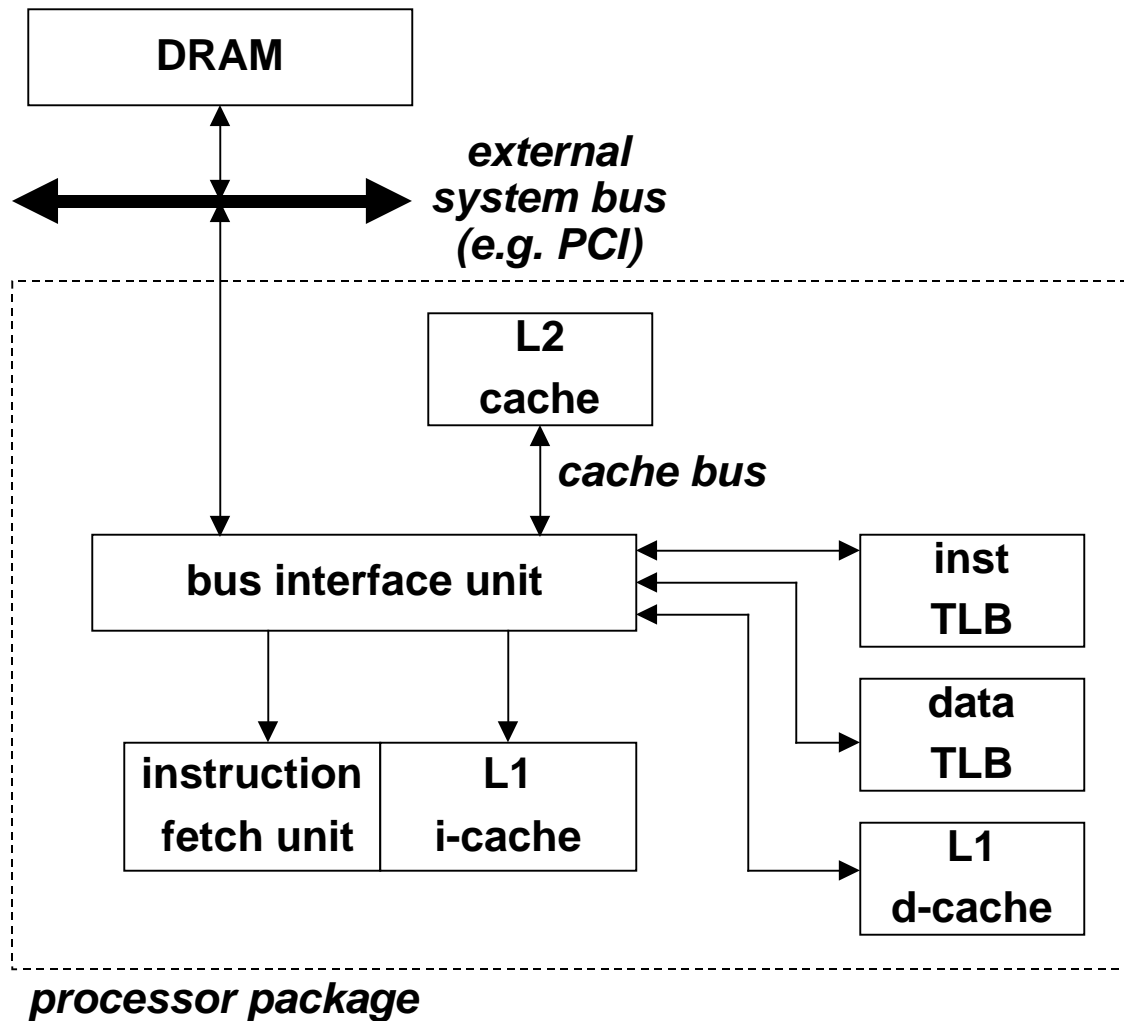
15-213

P6/Linux Memory System October 31, 2000

Topics

- P6 address translation
- Linux memory management
- Linux page fault handling
- memory mapping

P6 memory system



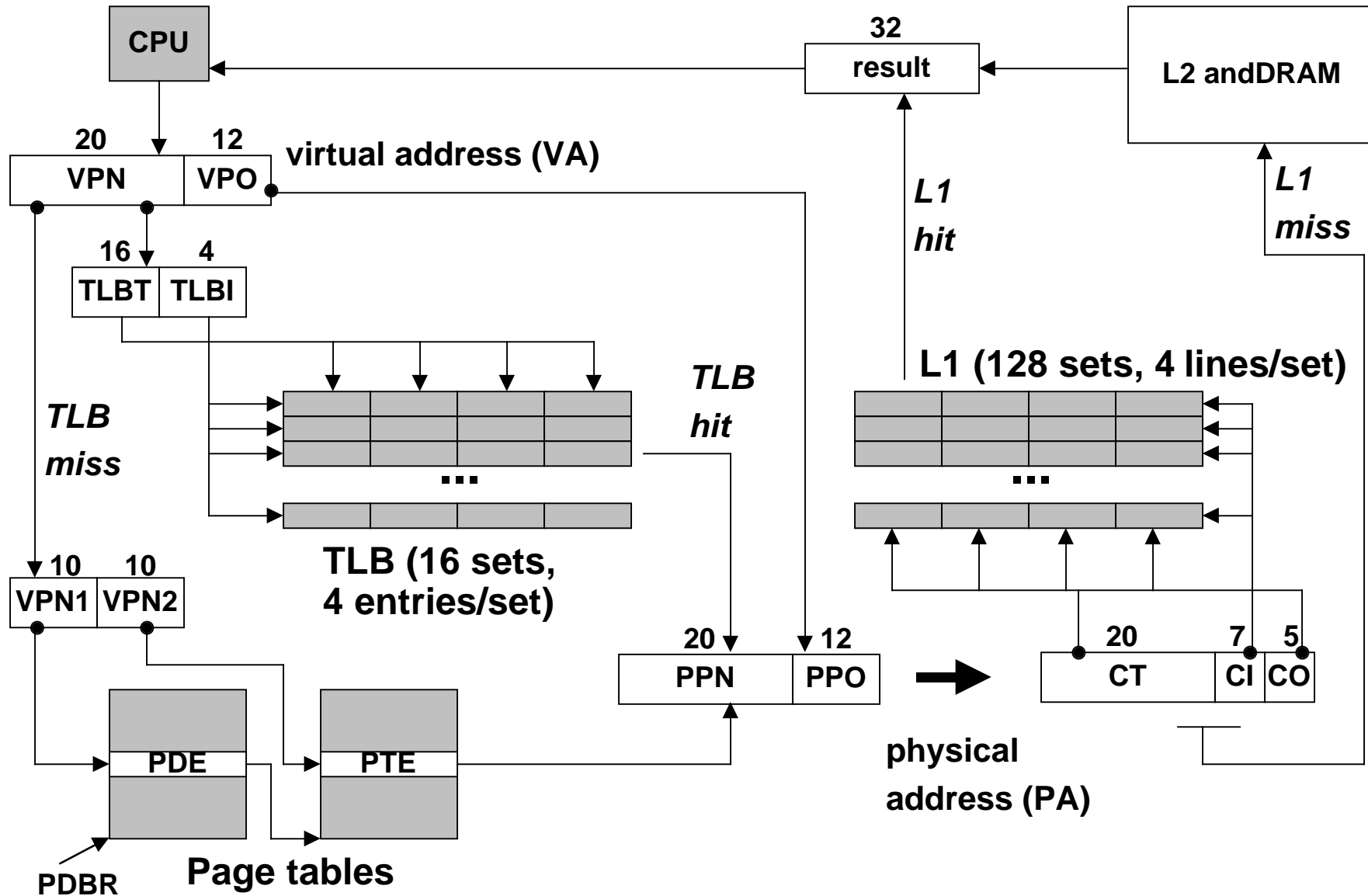
- 32 bit address space
- 4 KB pagesize
- L1, L2, and TLBs
 - 4-way set associative
- inst TLB
 - 32 entries
 - 8 sets
- data TLB
 - 64 entries
 - 16 sets
- L1 i-cache and d-cache
 - 16 KB
 - 32 B linesize
 - 128 sets
- L2 cache
 - unified
 - 128 KB -- 2 MB

Review of abbreviations

Symbols:

- **Components of the virtual address (VA)**
 - TLBI: TLB index
 - TLBT: TLB tag
 - VPO: virtual page offset
 - VPN: virtual page number
- **Components of the physical address (PA)**
 - PPO: physical page offset (same as VPO)
 - PPN: physical page number
 - CO: byte offset within cache line
 - CI: cache index
 - CT: cache tag

Overview of P6 address translation



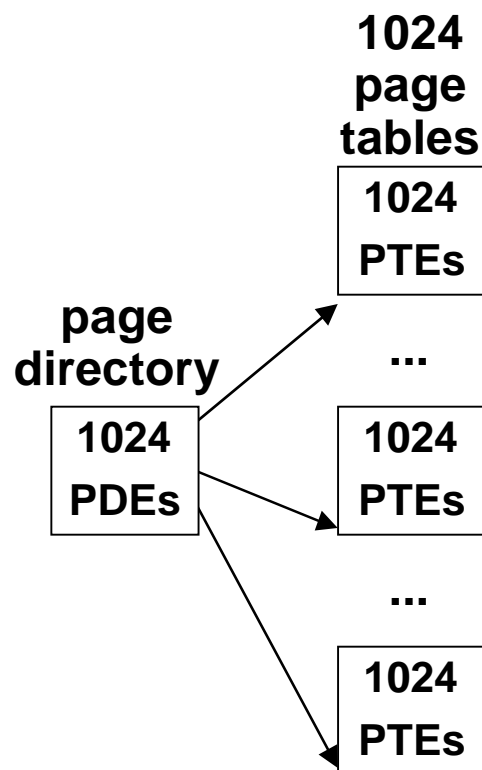
P6 2-level page table structure

Page directory

- 1024 4-byte page directory entries (PDEs) that point to page tables
- one page directory per process.
- page directory must be in memory when its process is running
- always pointed to by PDBR

Page tables:

- 1024 4-byte page table entries (PTEs) that point to pages.
- page tables can be paged in and out.



P6 page directory entry (PDE)

31	12 11	9	8	7	6	5	4	3	2	1	0
Page table physical base addr		Avail	G	PS		A	CD	WT	U/S	R/W	P=1

Page table physical base address: 20 most significant bits of physical page table address (forces page tables to be 4KB aligned)

Avail: available for system programmers

G: global page (don't evict from TLB on task switch)

PS: page size 4K (0) or 4M (1)

A: accessed (set by MMU on reads and writes, cleared by software)

CD: cache disabled (1) or enabled (0)

WT: write-through or write-back cache policy for this page table

U/S: user or supervisor mode access

R/W: read-only or read-write access

P: page table is present in memory (1) or not (0)

31	1	0
Available for OS (page table location in secondary storage)		P=0

P6 page table entry (PTE)

31	12 11	9	8	7	6	5	4	3	2	1	0
Page physical base address		Avail	G	0	D	A	CD	WT	U/S	R/W	P=1

Page base address: 20 most significant bits of physical page address
(forces pages to be 4 KB aligned)

Avail: available for system programmers

G: global page (don't evict from TLB on task switch)

D: dirty (set by MMU on writes)

A: accessed (set by MMU on reads and writes)

CD: cache disabled or enabled

WT: write-through or write-back cache policy for this page

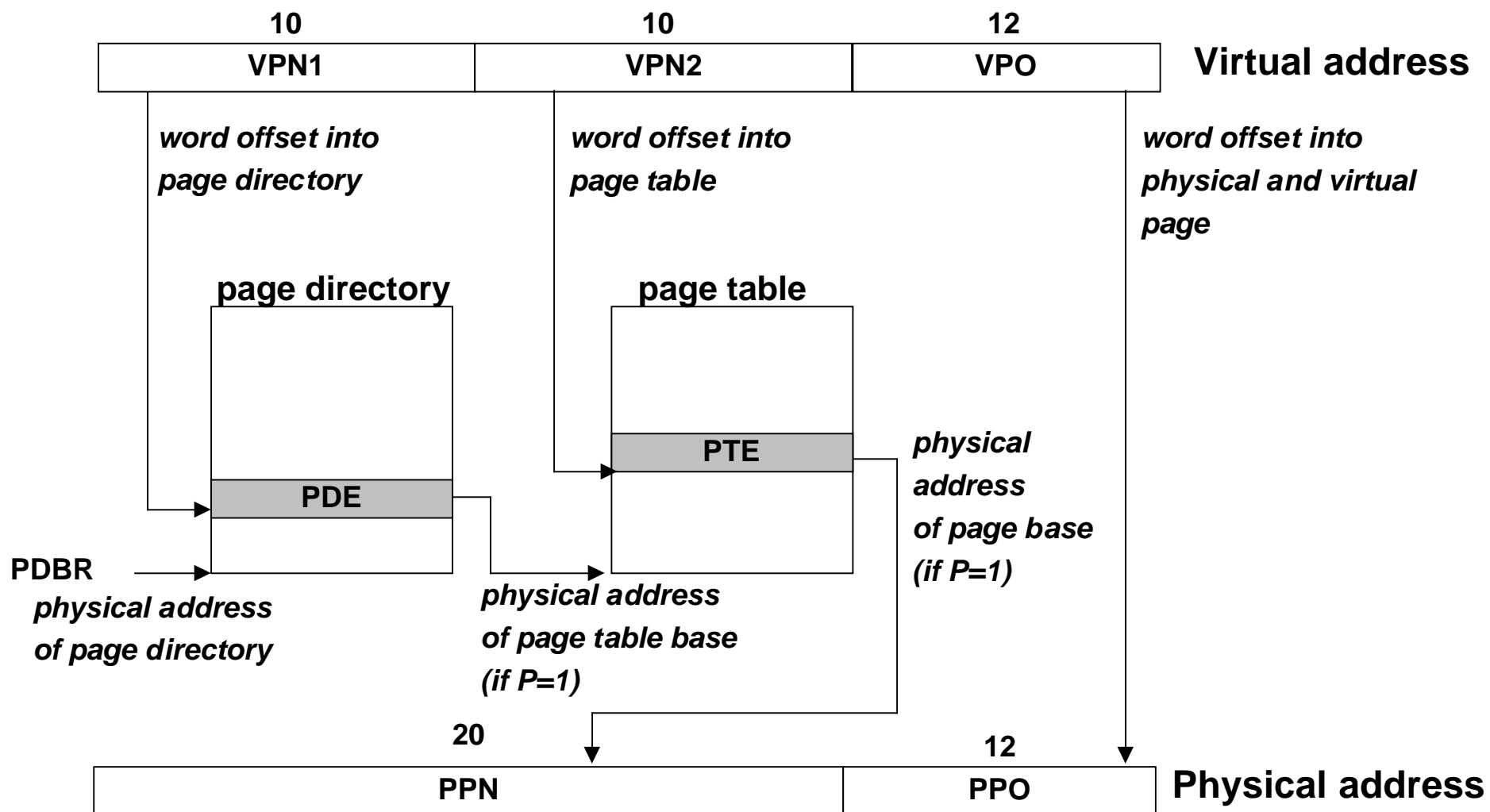
U/S: user/supervisor

R/W: read/write

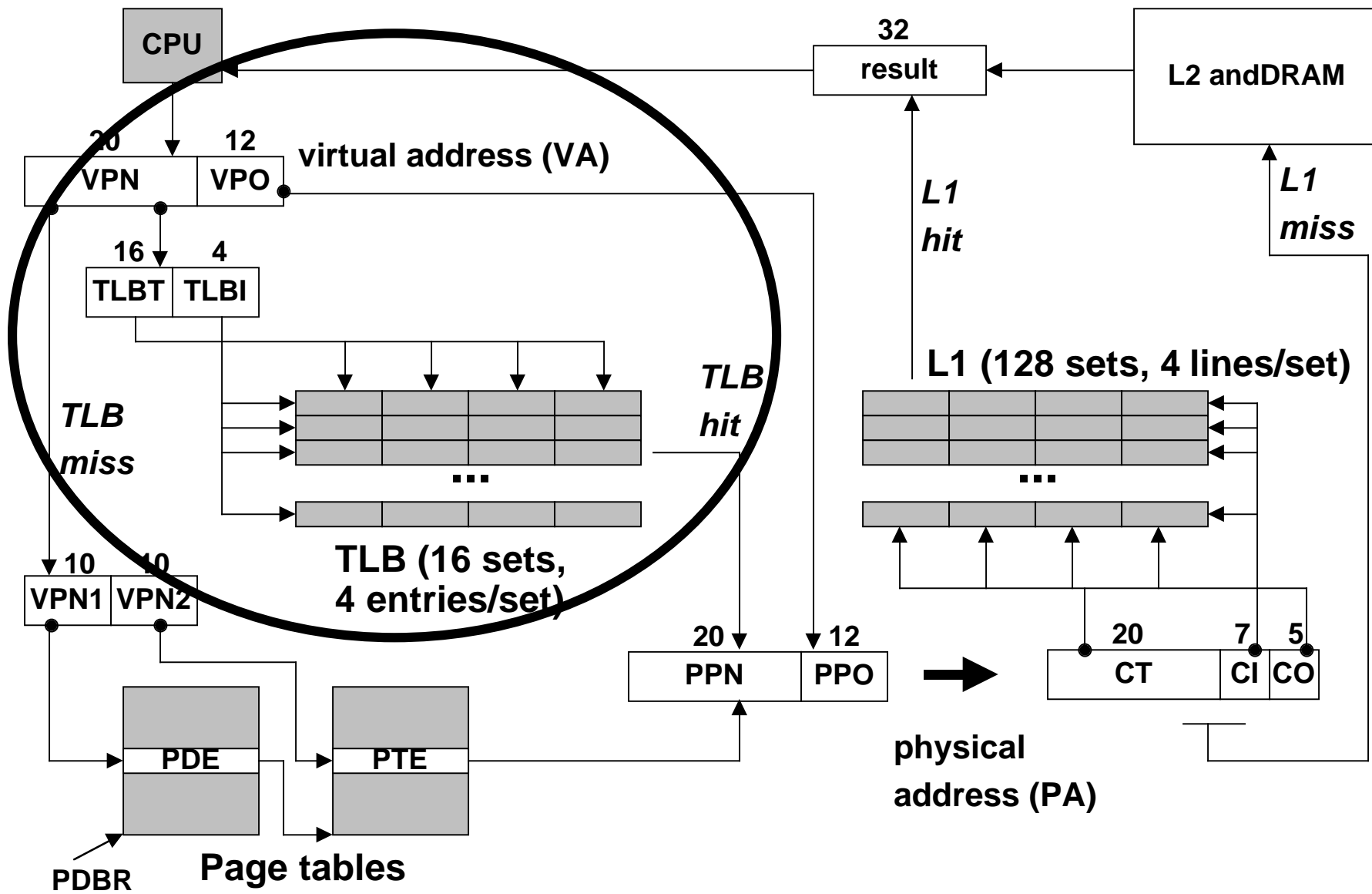
P: page is present in physical memory (1) or not (0)

31	1	0
Available for OS (page location in secondary storage)		P=0

How P6 page tables map virtual addresses to physical ones




P6 TLB translation




P6 TLB

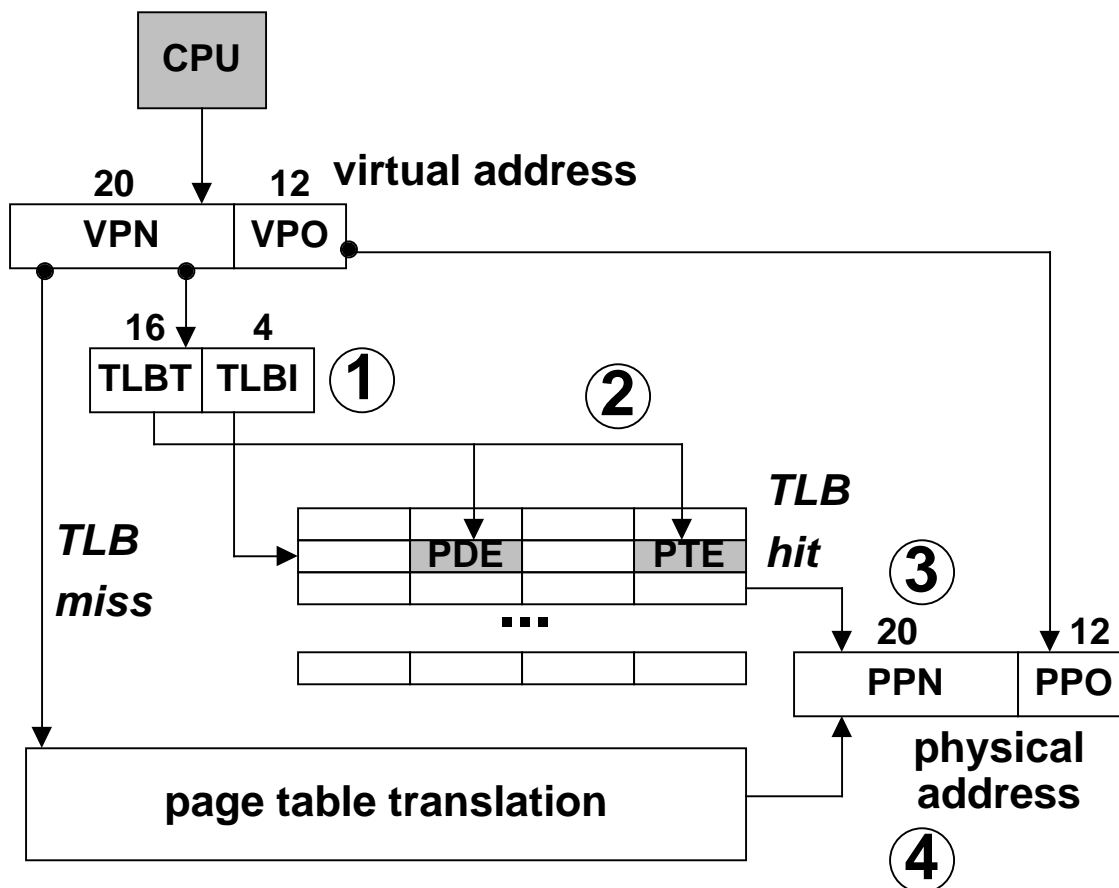
TLB entry (not all documented, so this is speculative):



- V: indicates a valid (1) or invalid (0) TLB entry
- PD: is this entry a PDE (1) or a PTE (0)?
- tag: disambiguates entries cached in the same set
- PDE/PTE: page directory or page table entry
- **Structure of the data TLB:**
 - 16 sets, 4 entries/set

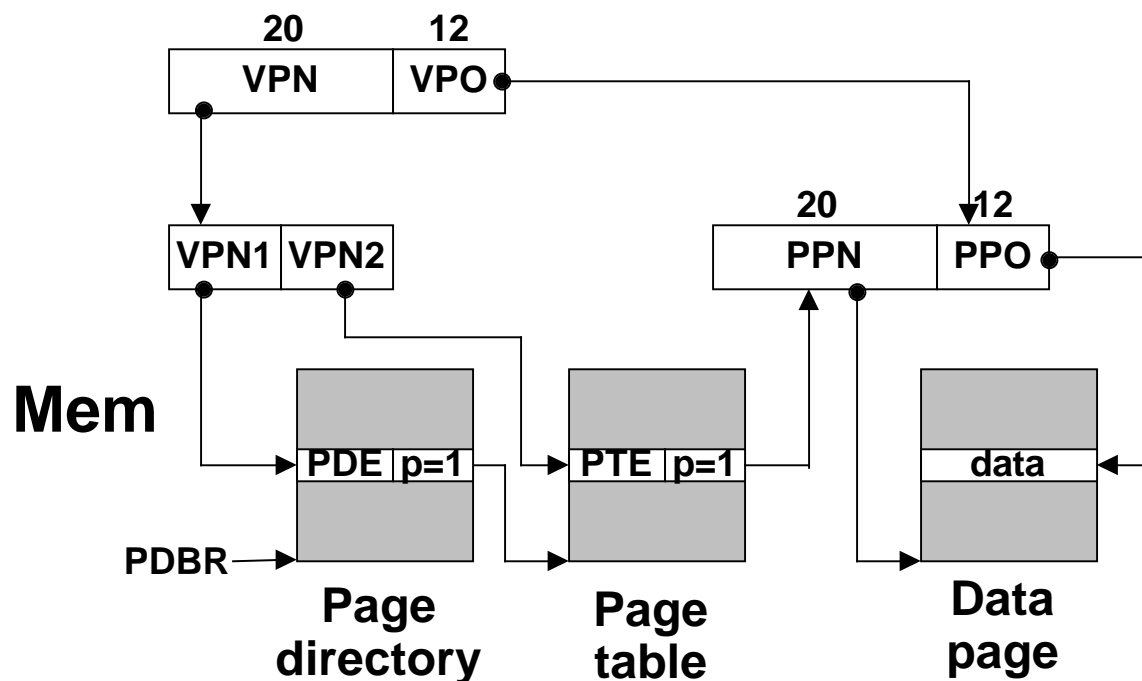


Translating with the P6 TLB



1. Partition VPN into TLBT and TLBI.
2. Is the PTE for VPN cached in set TLBI?
3. Yes: then build physical address.
4. No: then read PTE (and PDE if not cached) from memory and build physical address.

Translating with the P6 page tables (case 1/1)



Case 1/1: page table and page present.

MMU Action:

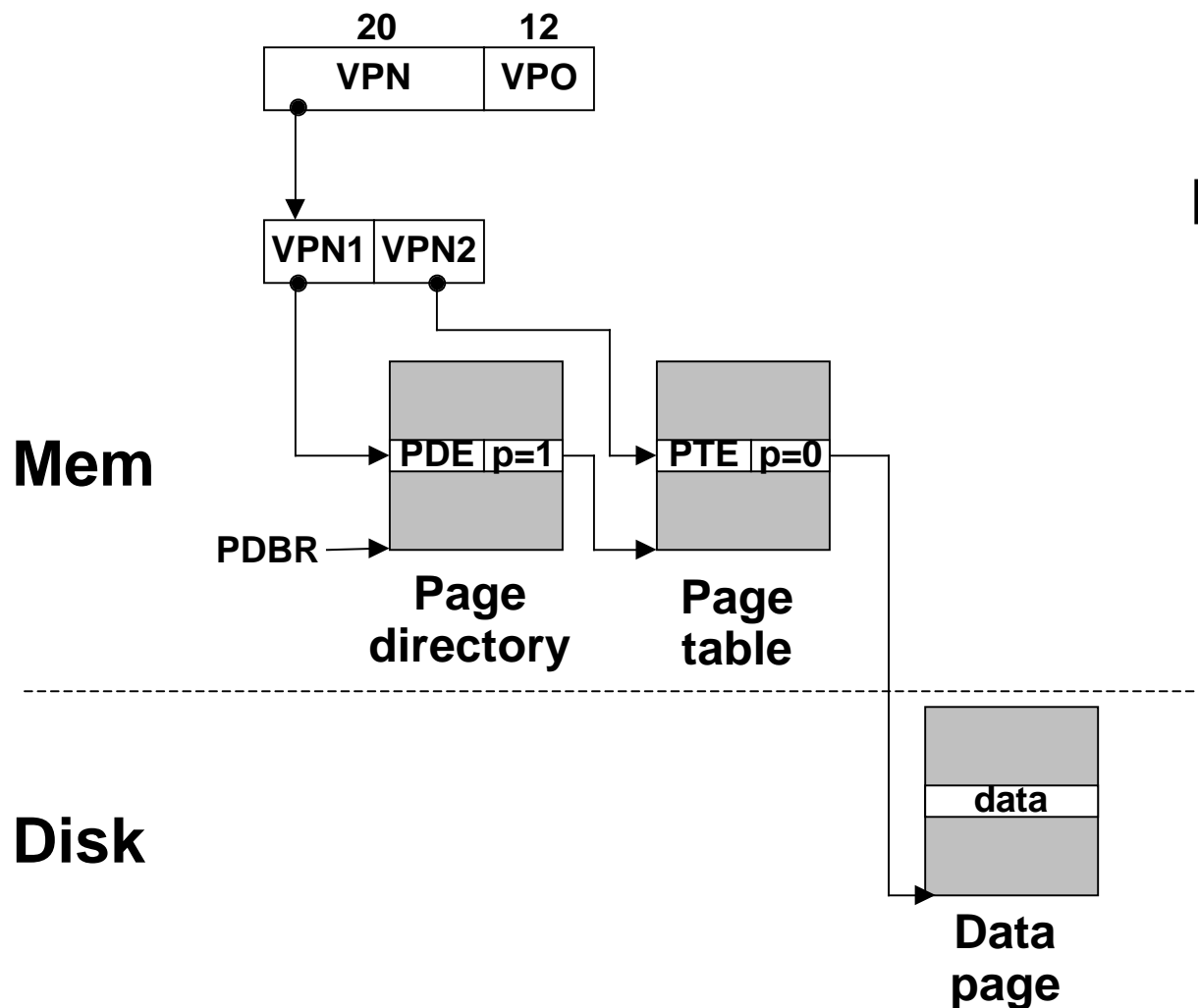
- MMU build physical address and fetch data word.

• **OS action**

- none

Disk

Translating with the P6 page tables (case 1/0)

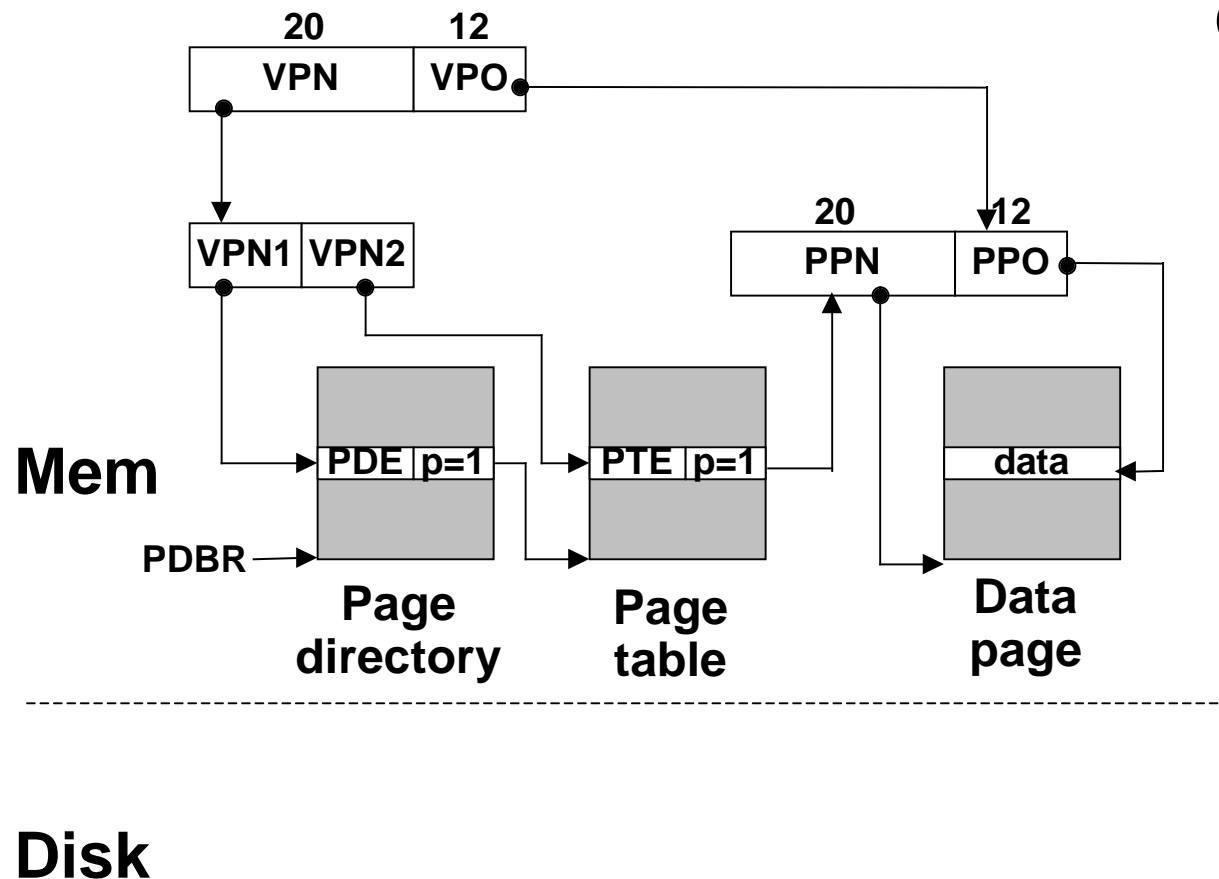


Case 1/0: page table present but page missing.

MMU Action:

- page fault exception
- handler receives the following args:
 - VA that caused fault
 - fault caused by non-present page or page-level protection violation
 - read/write
 - user/supervisor

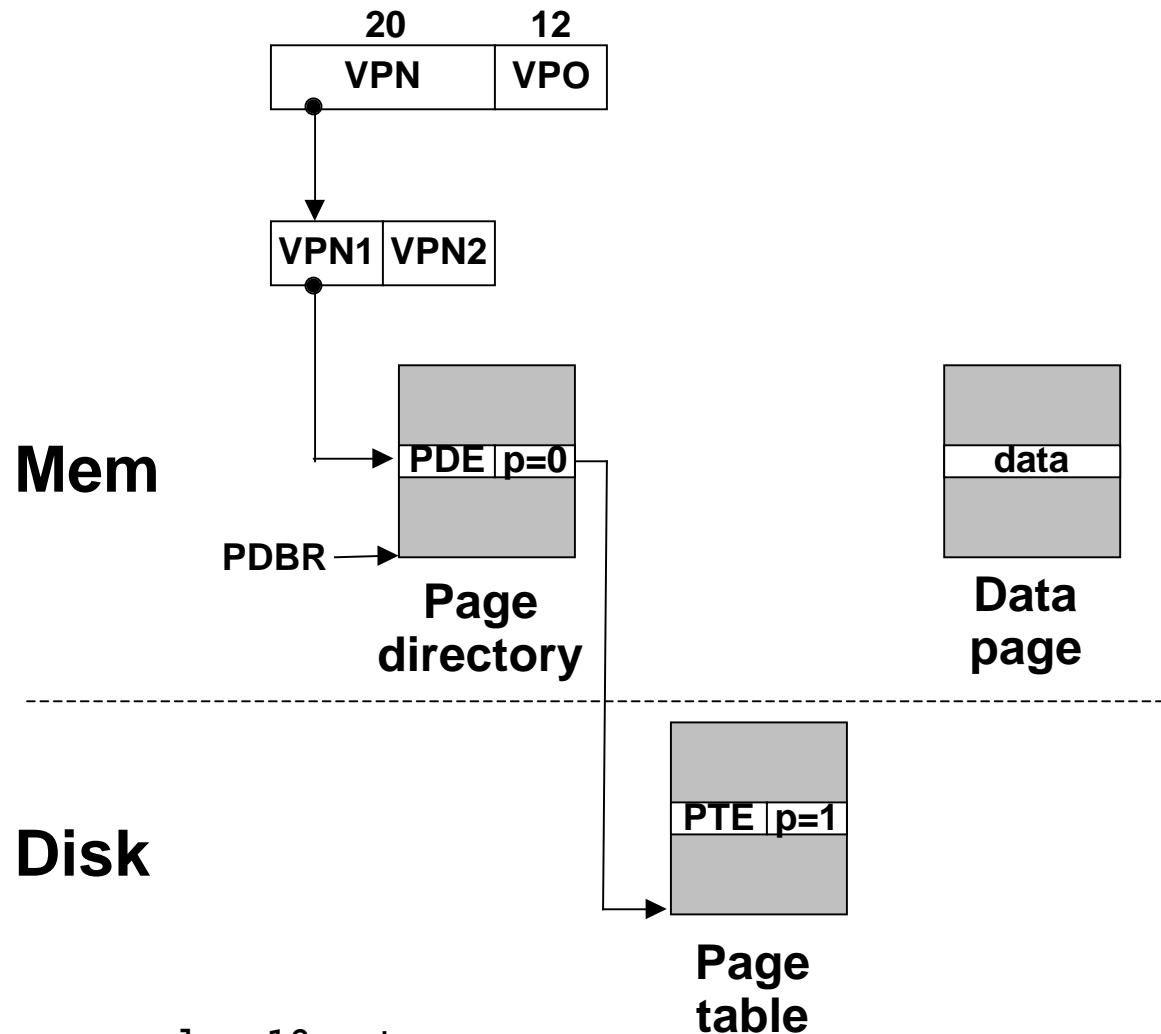
Translating with the P6 page tables (case 1/0, cont)



OS Action:

- Check for a legal virtual address.
- Read PTE through PDE.
- Find free physical page (swapping out current page if necessary)
- Read virtual page from disk and copy to virtual page
- Restart faulting instruction by returning from exception handler.

Translating with the P6 page tables (case 0/1)



Case 0/1: page table missing but page present.

Introduces consistency issue.

- potentially every page out requires update of disk page table.

Does Linux disallow this?

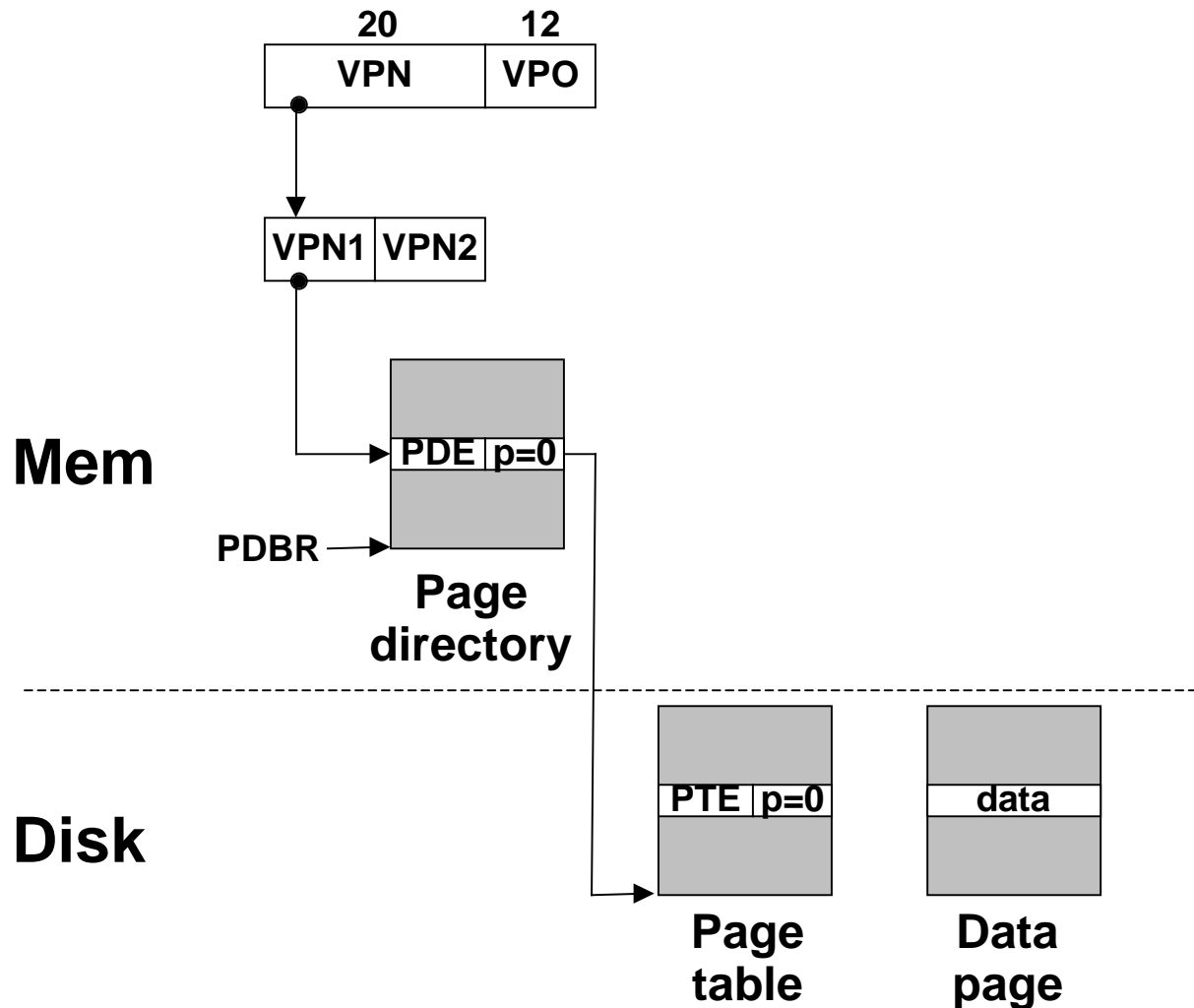
- if a page table is swapped out, then swap out its data pages too.

Translating with the P6 page tables (case 0/0)

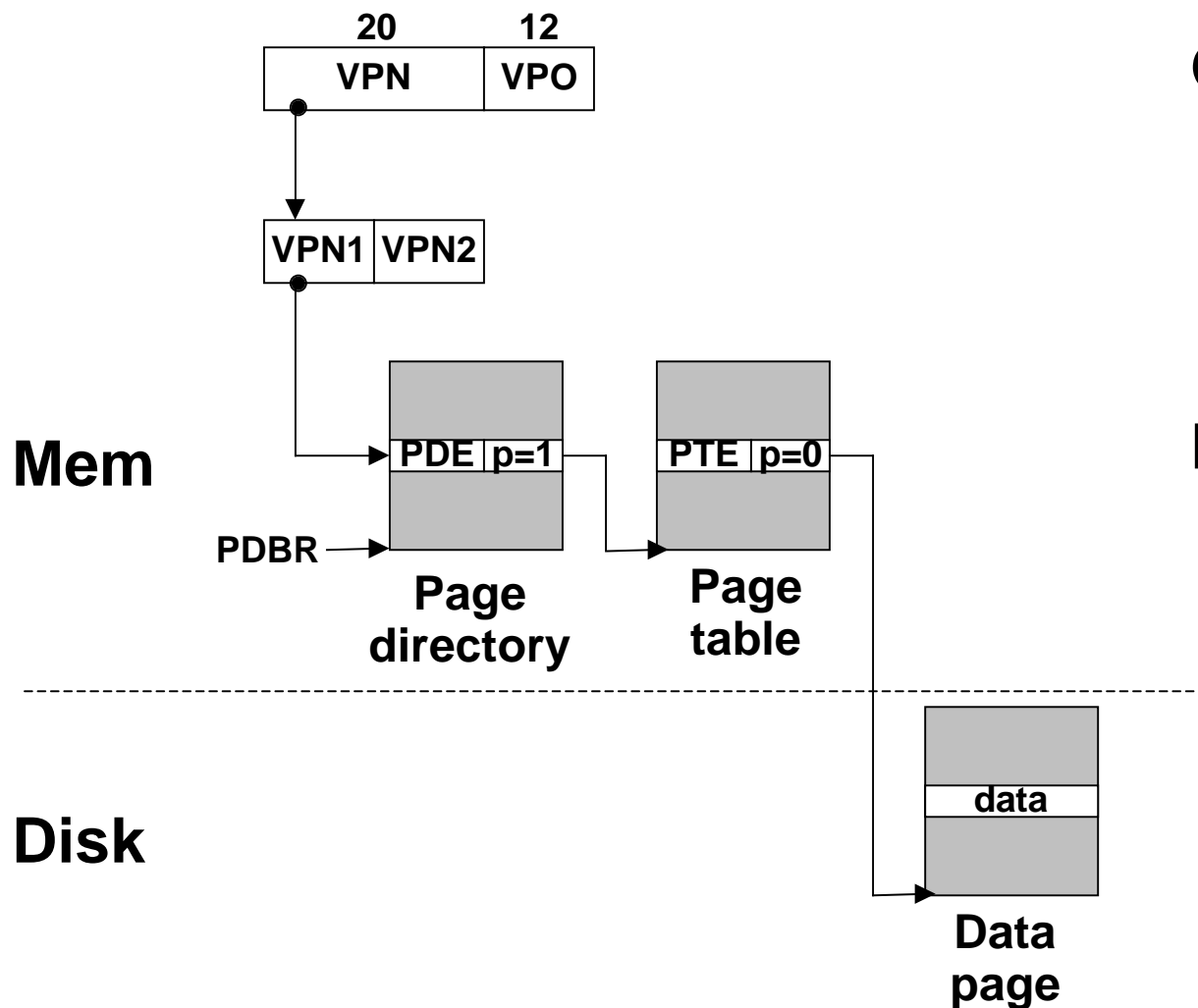
Case 0/0: page
table and page
missing.

MMU Action:

- page fault exception



Translating with the P6 page tables (case 0/0, cont)

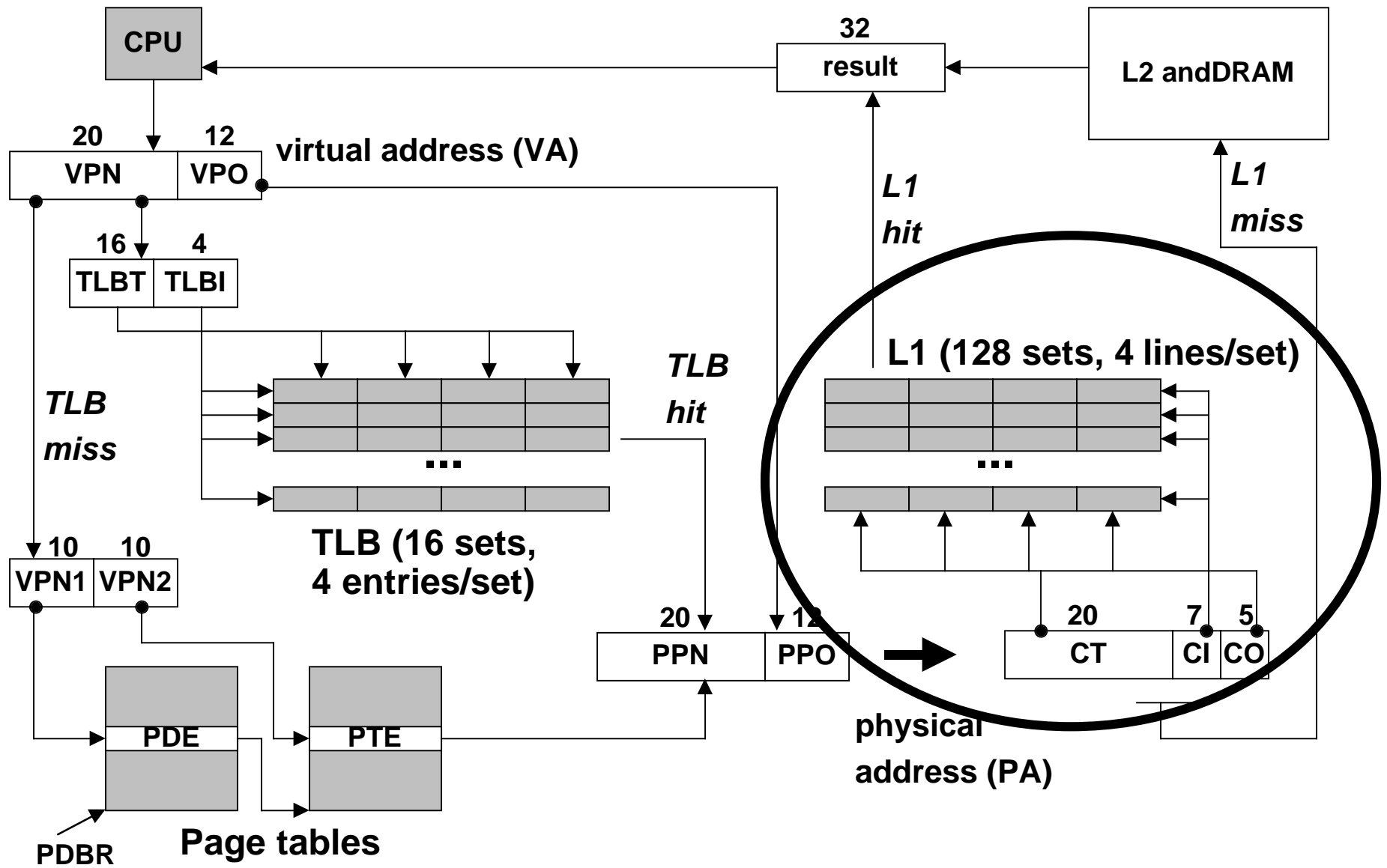


OS action:

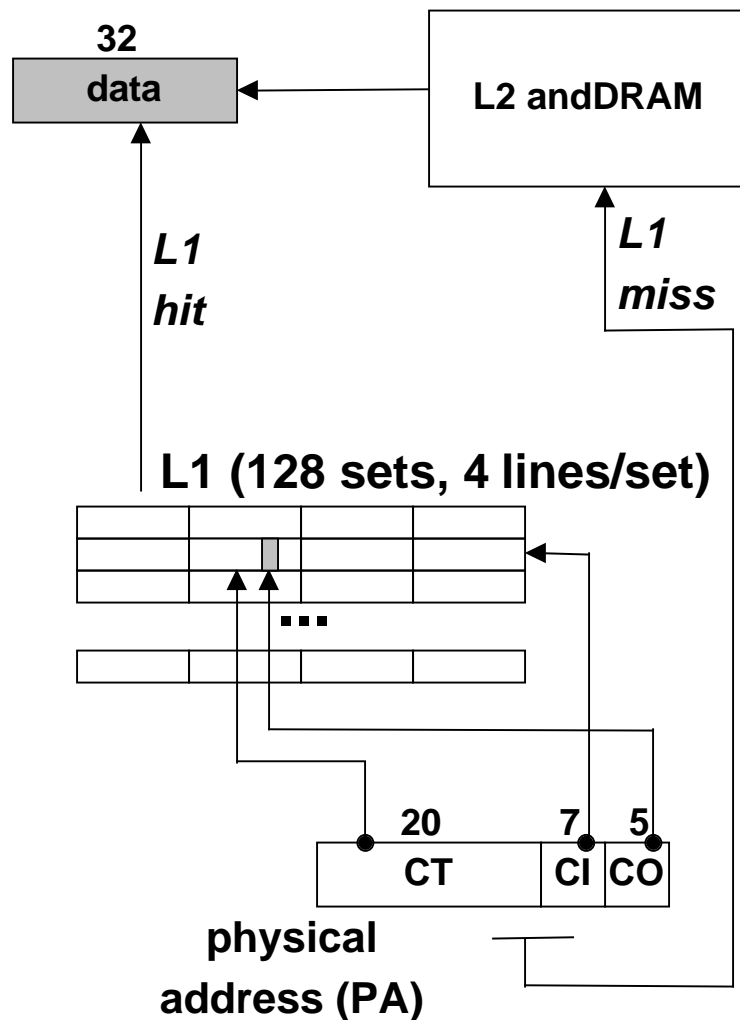
- swap in page table.
- restart faulting instruction by returning from handler.

Like case 0/1 from here on.

P6 L1 cache access



L1 cache access



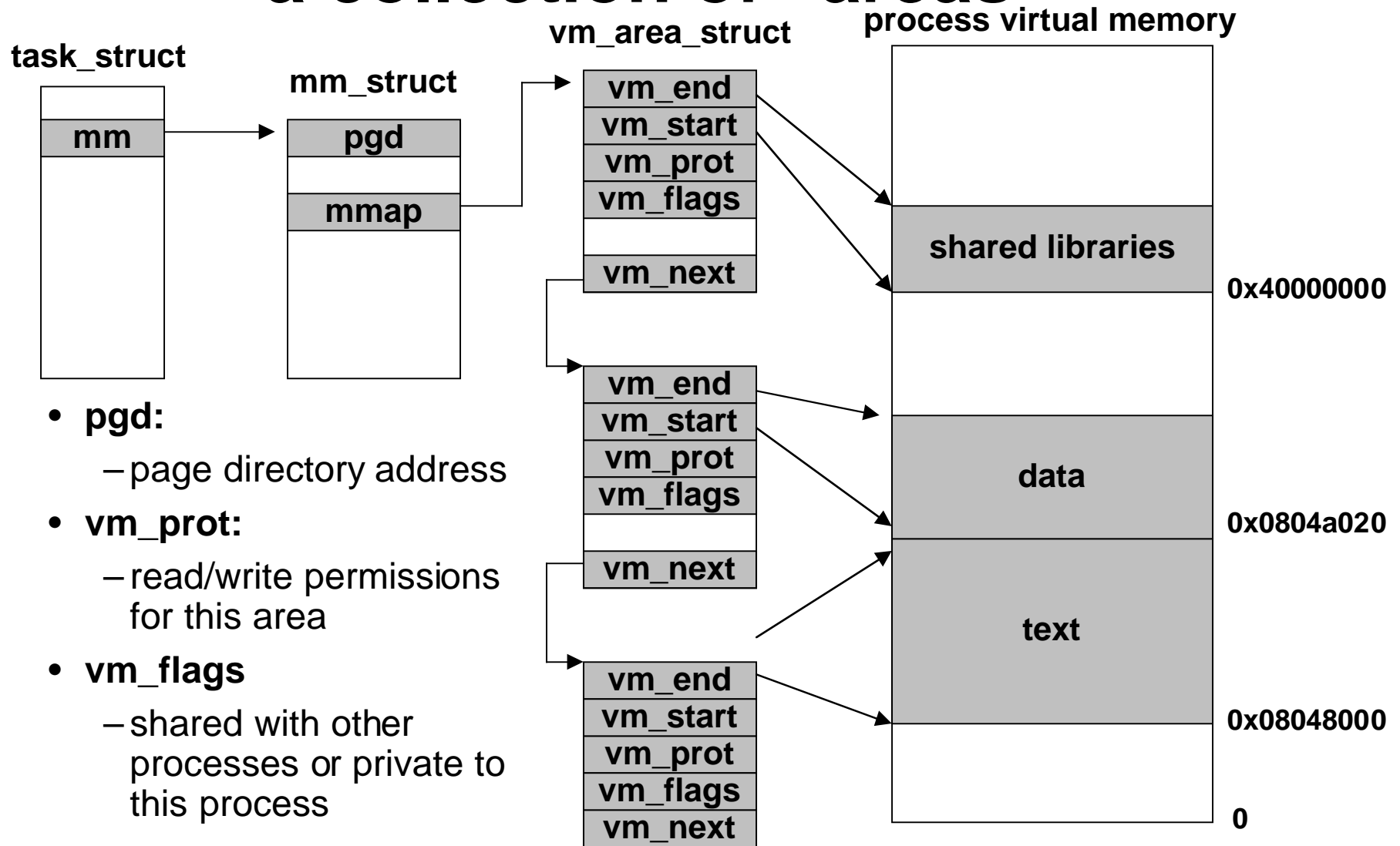
Partition physical address into CO, CI, and CT.

Use CT to determine if line containing word at address PA is cached in set CI.

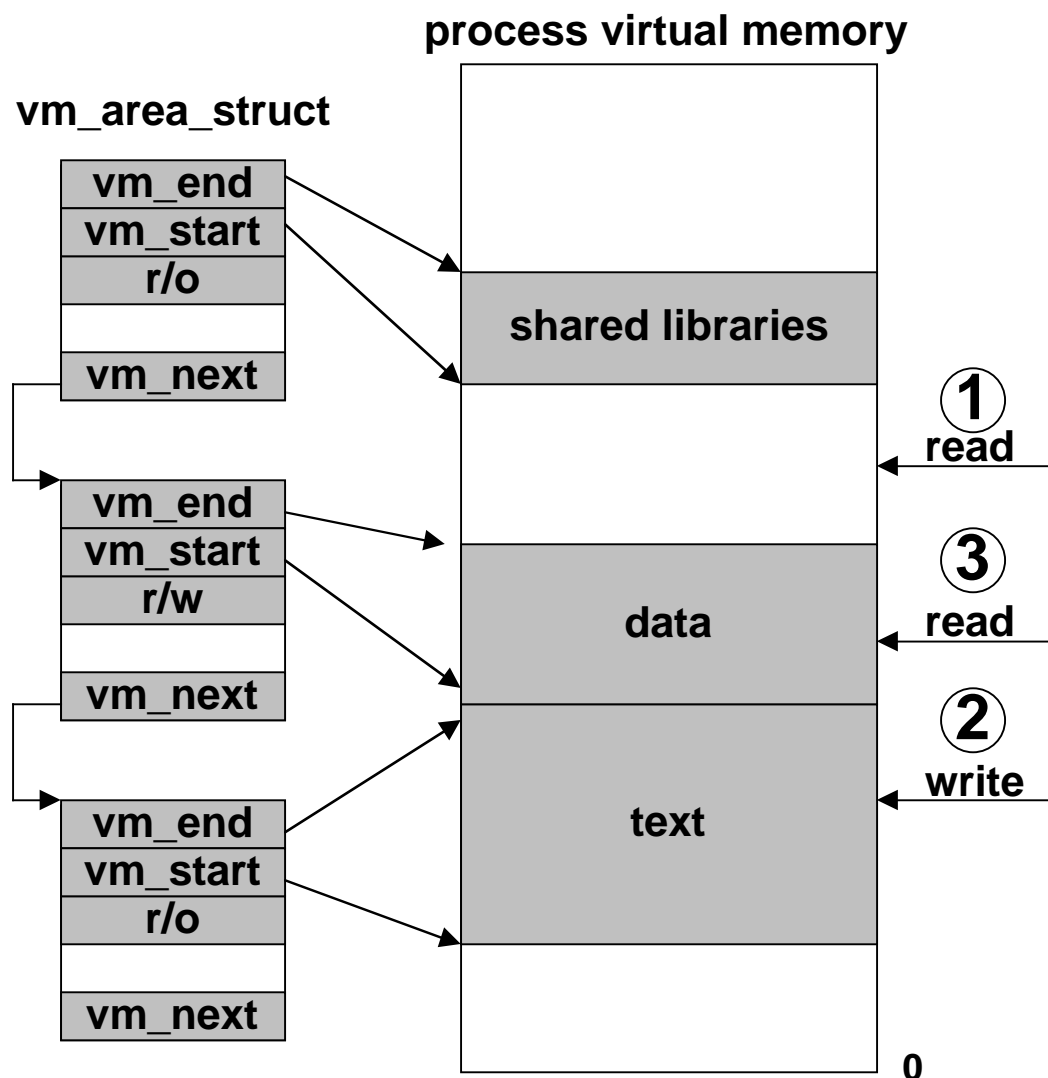
If no: check L2.

If yes: extract word at byte offset CO and return to processor.

Linux organizes VM as a collection of “areas”



Linux page fault handling



Is the VA legal?

- i.e. is it in an area defined by a `vm_area_struct`?
- if not then signal segmentation violation (e.g. (1))

Is the operation legal?

- i.e., can the process read/write this area?
- if not then signal protection violation (e.g., (2))

If OK, handle fault

- e.g., (3)

Memory mapping

Creating a new VM *area* is done via “memory mapping”

- create new `vm_area_struct` and page tables for area
- area can be backed by (i.e., get its initial values from) :
 - regular file on disk (e.g., an executable object file)
 - » initial page bytes come from a section of a file
 - nothing (e.g., `bss`)
 - » initial page bytes are zeros
- dirty pages are swapped back and forth between a special swap file.

Key point: no virtual pages are copied into physical memory until they are referenced!

- known as “demand paging”
- crucial for time and space efficiency

User-level memory mapping

```
void *mmap(void *start, int len, int prot, int flags, int
fd, int offset)
```

- **map `len` bytes starting at offset `offset` of the file specified by file description `fd`, preferably at address `start` (usually 0 for don't care).**
 - prot: MAP_READ, MAP_WRITE
 - flags: MAP_PRIVATE, MAP_SHARED
- **return a pointer to the mapped area.**
- **Example: fast file copy**
 - useful for applications like Web servers that need to quickly copy files.
 - mmap allows file transfers without copying into user space.

mmap() example: fast file copy

```
#include <unistd.h>
#include <sys/mman.h>
#include <sys/types.h>
#include <sys/stat.h>
#include <fcntl.h>

/*
 * mmap.c - a program that uses mmap
 * to copy itself to stdout
 */
int main() {
    struct stat stat;
    int i, fd, size;
    char *bufp;

    /* open the file and get its size*/
    fd = open("./mmap.c", O_RDONLY);
    fstat(fd, &stat);
    size = stat.st_size;
```

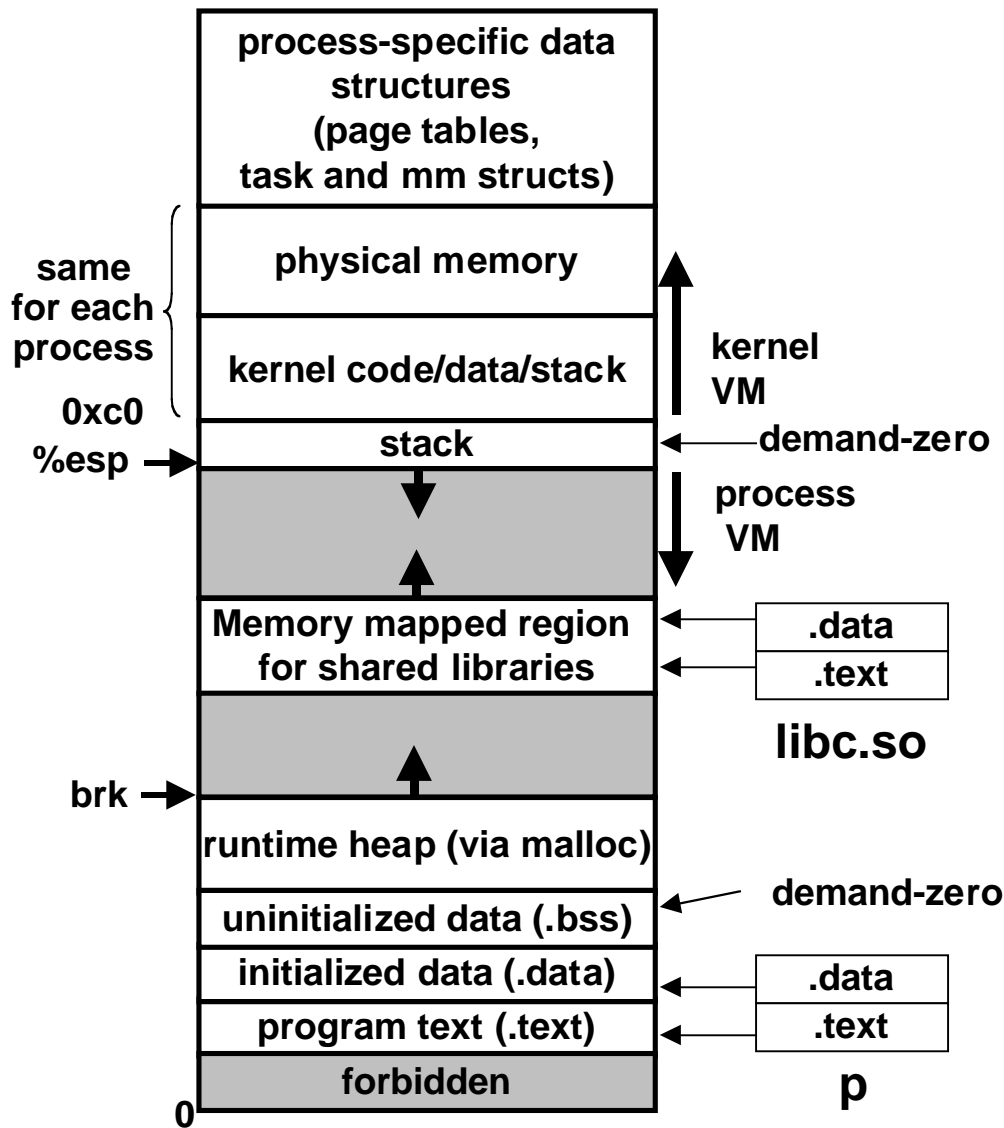
```
    /* map the file to a new VM area */
    bufp = mmap(0, size, PROT_READ,
                MAP_PRIVATE, fd, 0);

    /* write the VM area to stdout */
    write(1, bufp, size);
}
```

Exec() revisited

To run a new program `p` in the current process using `exec()`:

- free `vm_area_structs` and page tables for old areas.
- create new `vm_area_structs` and page tables for new areas.
 - stack, bss, data, text, shared libs.
 - text and data backed by ELF executable object file.
 - bss and stack initialized to zero.
- set PC to entry point in `.text`
 - Linux will swap in code and data pages as needed.



Fork() revisited

To create a new process using fork:

- **make copies of the old process's mm_struct, vm_area_structs, and page tables.**
 - at this point the two processes are sharing all of their pages.
 - How to get separate spaces without copying all the virtual pages from one space to another?
 - » “copy on write” technique.
- **copy-on-write**
 - make pages of writeable areas read-only
 - flag vm_area_structs for these areas as private “copy-on-write”.
 - writes by either process to these pages will cause page faults.
 - » fault handler recognizes copy-on-write, makes a copy of the page, and restores write permissions.
- **Net result:**
 - copies are deferred until absolutely necessary (i.e., when one of the processes tries to modify a shared page).