

Thread-Level Parallelism

15-213 / 18-213: Introduction to Computer Systems
26th Lecture, Nov 26, 2012

Instructors:

Randy Bryant, Dave O'Hallaron, and Greg Kesden

Today

■ Parallel Computing Hardware

- Multicore
 - Multiple separate processors on single chip
 - How they maintain consistent view of memory
- Hyperthreading
 - Efficient execution of multiple threads on single core

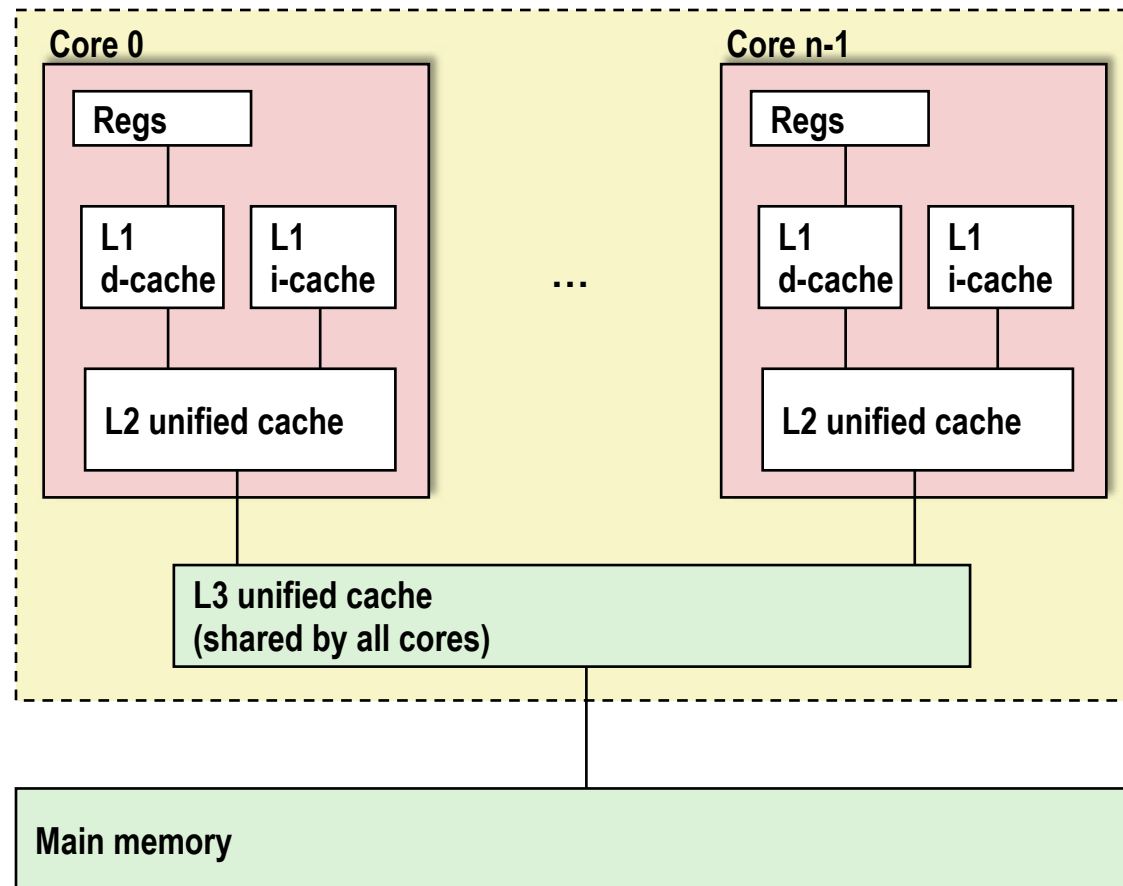
■ Thread-Level Parallelism

- Splitting program into independent tasks
 - Example: Parallel summation
 - Some performance artifacts
- Divide-and conquer parallelism
 - Example: Parallel quicksort

Exploiting parallel execution

- **So far, we've used threads to deal with I/O delays**
 - e.g., one thread per client to prevent one from delaying another
- **Multi-core CPUs offer another opportunity**
 - Spread work over threads executing in parallel on N cores
 - Happens automatically, if many independent tasks
 - e.g., running many applications or serving many clients
 - Can also write code to make one big task go faster
 - by organizing it as multiple parallel sub-tasks
- **Shark machines can execute 16 threads at once**
 - 8 cores, each with 2-way hyperthreading
 - Theoretical speedup of 16X
 - never achieved in our benchmarks

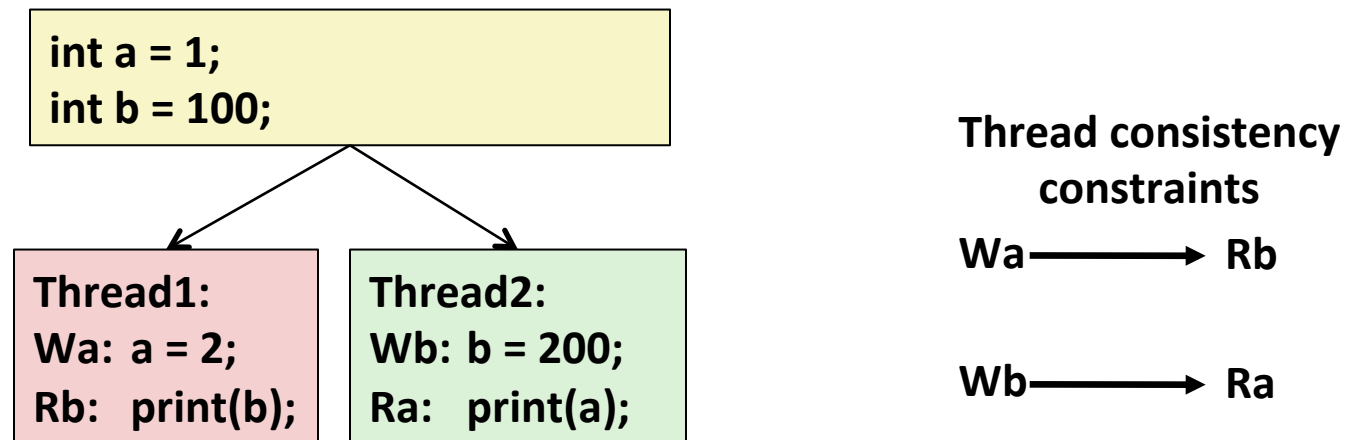
Multicore Processor



■ Intel Nehalem Processor

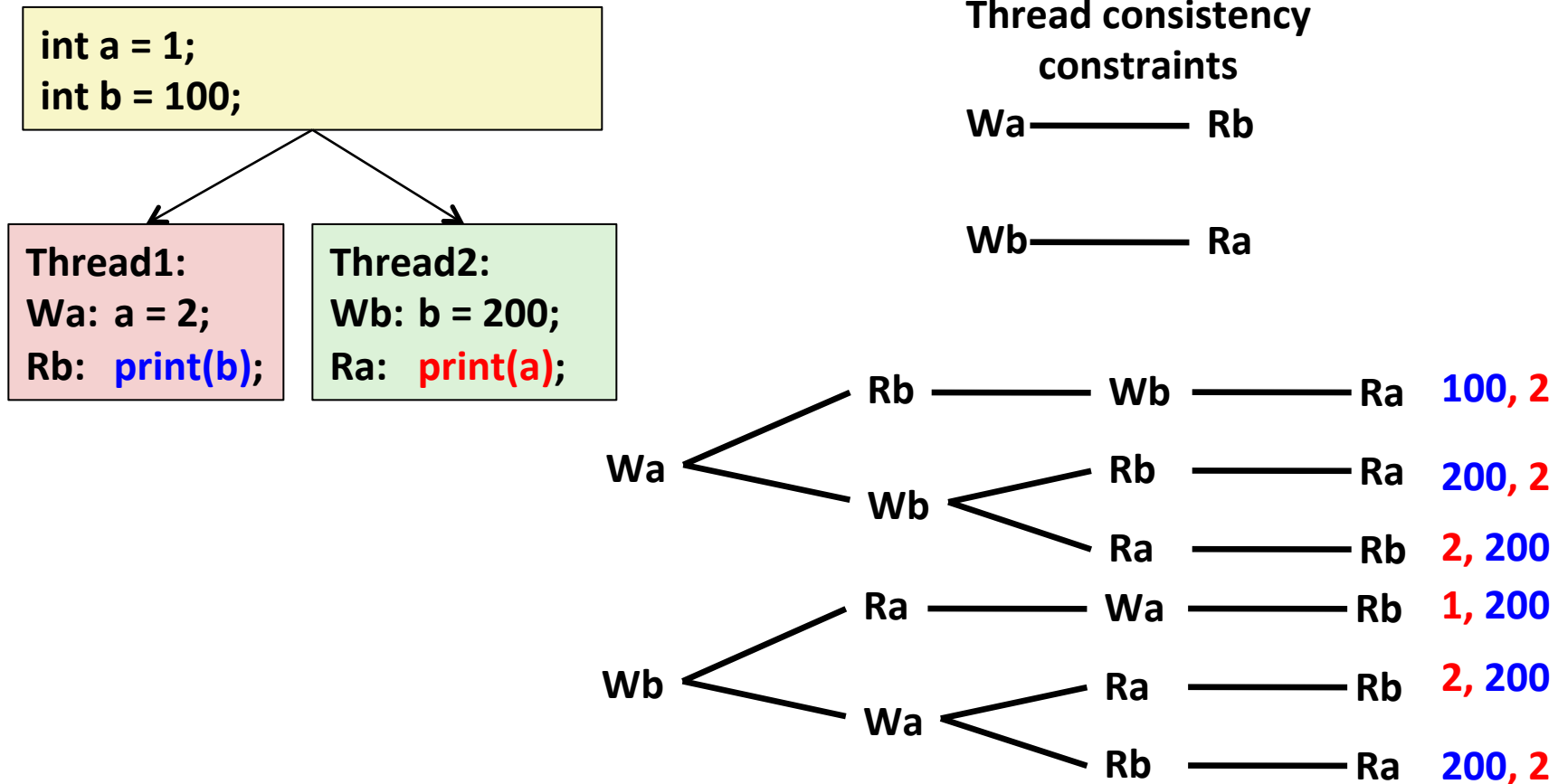
- E.g., Shark machines (8 cores / machine)
- Multiple processors operating with coherent view of memory

Memory Consistency



- **What are the possible values printed?**
 - Depends on memory consistency model
 - Abstract model of how hardware handles concurrent accesses
- **Sequential consistency**
 - Overall effect consistent with each individual thread
 - Otherwise, arbitrary interleaving

Sequential Consistency Example

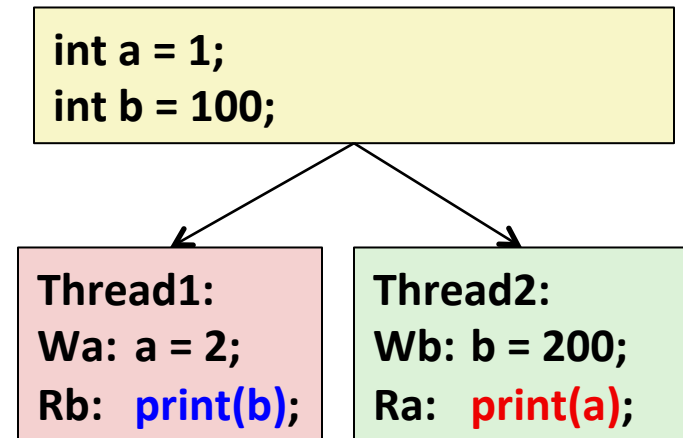
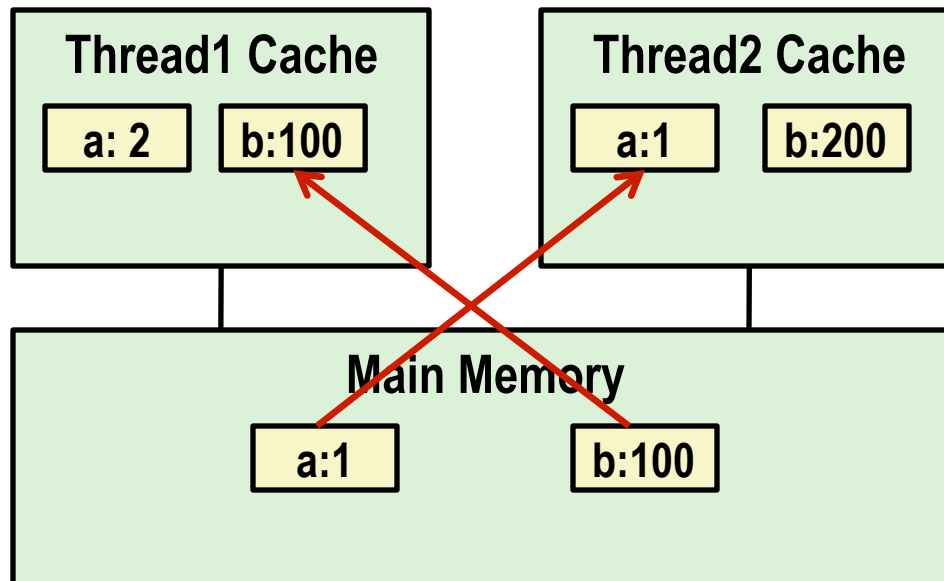


■ Impossible outputs

- 100, 1 and 1, 100
- Would require reaching both Ra and Rb before Wa and Wb

Non-Coherent Cache Scenario

- Write-back caches, without coordination between them



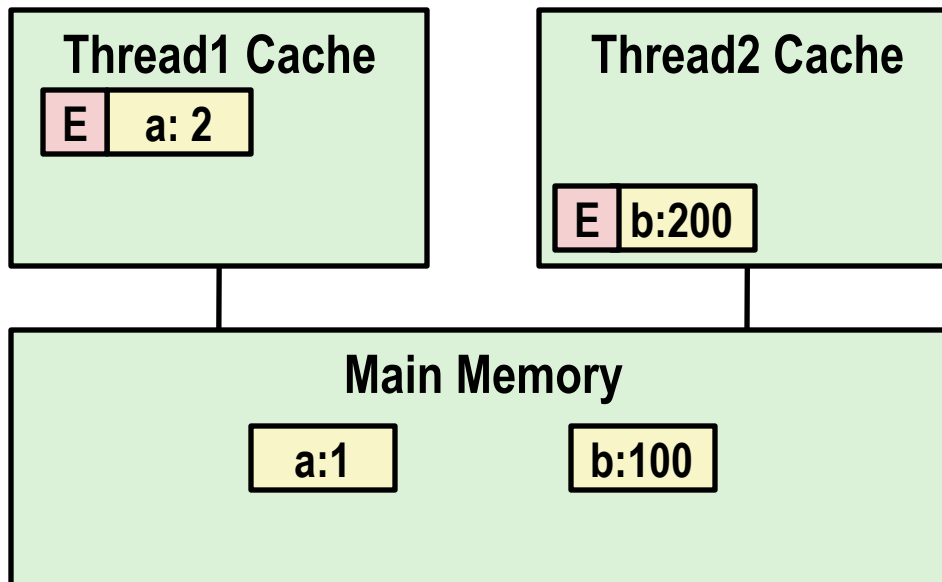
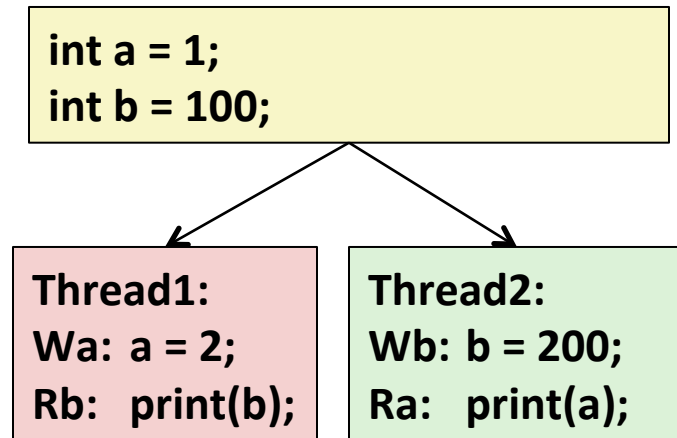
print 1

print 100

Snoopy Caches

■ Tag each cache block with state

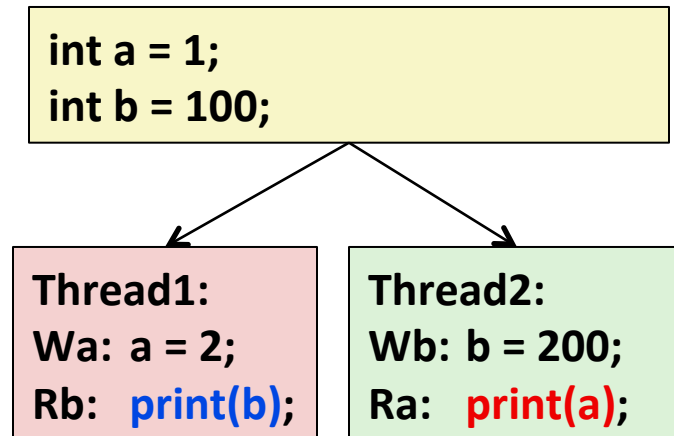
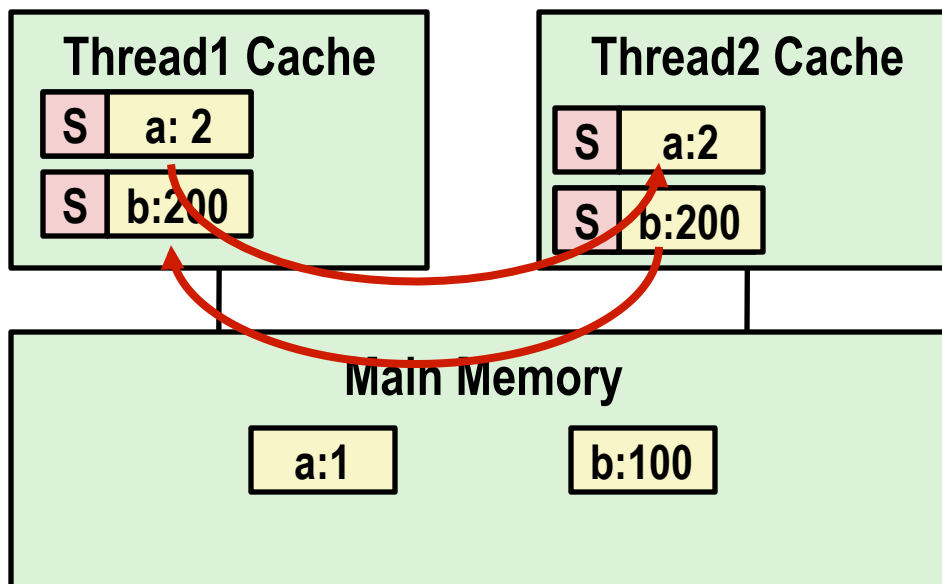
Invalid	Cannot use value
Shared	Readable copy
Exclusive	Writeable copy



Snoopy Caches

■ Tag each cache block with state

Invalid	Cannot use value
Shared	Readable copy
Exclusive	Writeable copy

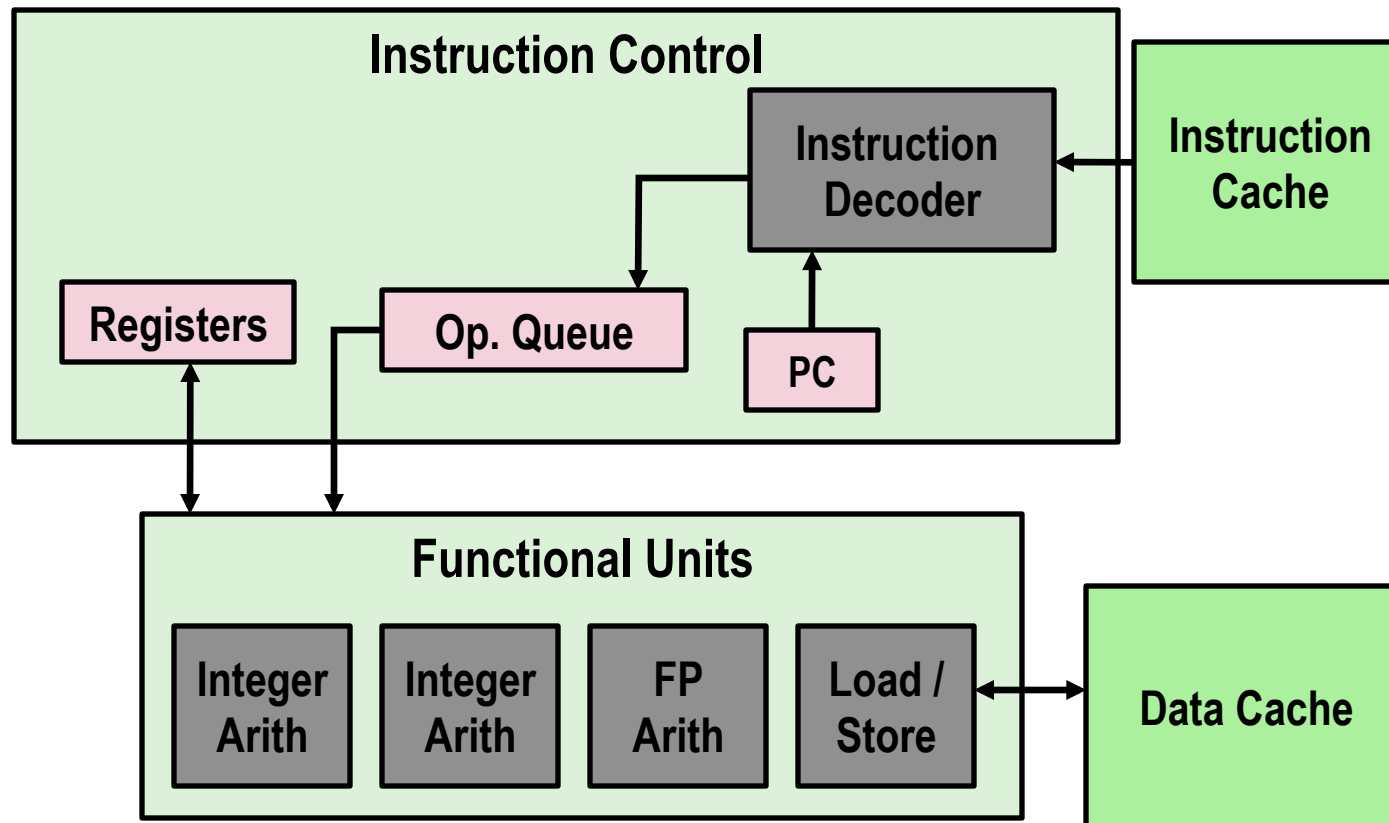


print 2

print 200

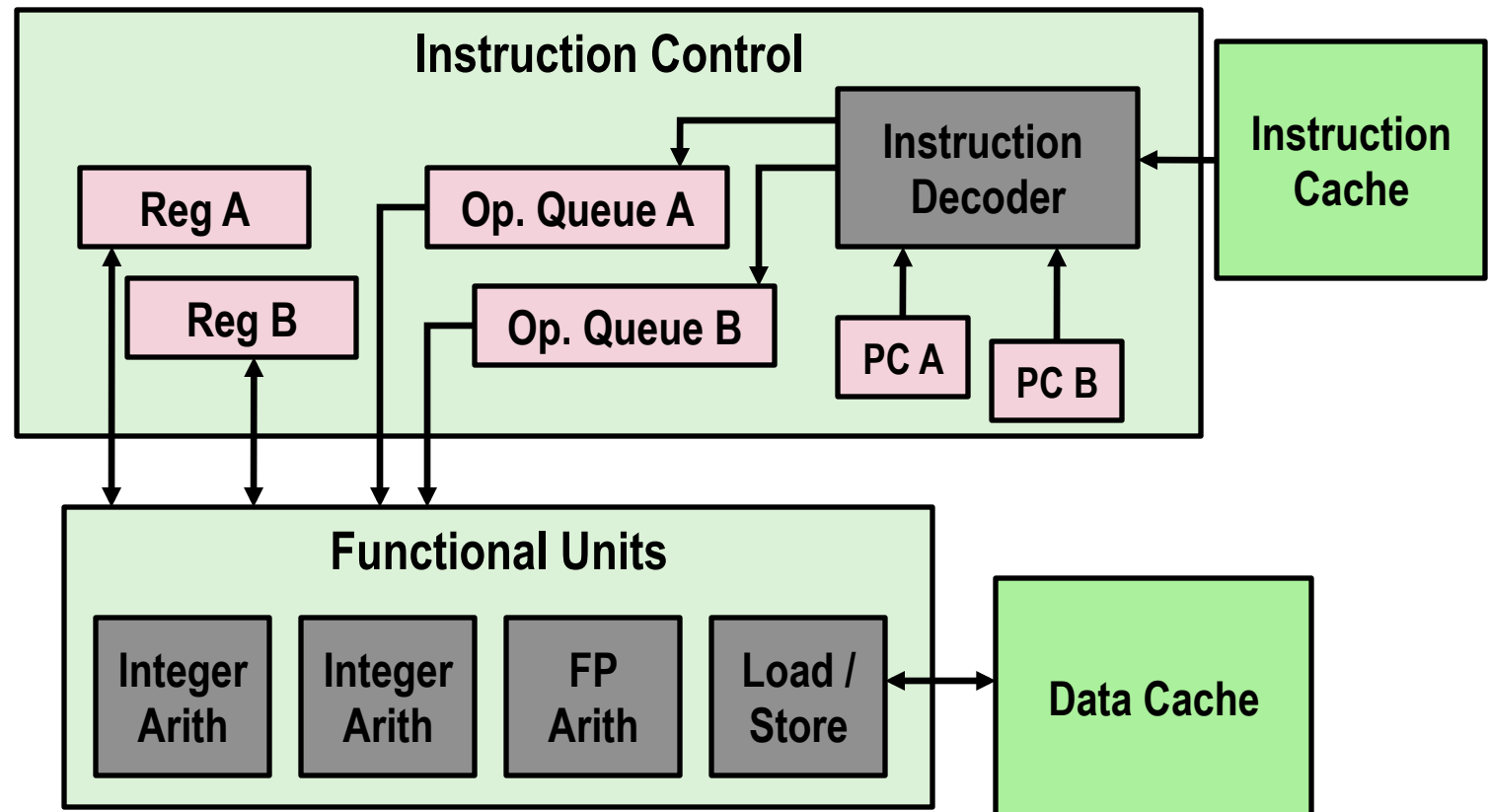
- When cache sees request for one of its E-tagged blocks
 - Supply value from cache
 - Set tag to S

Hyperthreading: Out-of-Order Processor Structure



- Instruction control dynamically converts program into stream of operations
- Operations mapped onto functional units to execute in parallel

Hyperthreading Implementation



- Replicate enough instruction control to process K instruction streams
- K copies of all registers
- Share functional units

Some Machines

■ Shark Machines

- Intel Nehalem processors
- 8 cores, each with 2-way hyperthreading
- 2.2 GHz clock rate

■ GHC Cluster Machines

- Intel Westmere processors
- 6 cores, each with 2-way hyperthreading
- 3.2 GHz clock rate

Summation Example

- **Sum numbers 0, ..., N-1**
 - Should add up to $(N-1)*N/2$
- **Partition into K ranges**
 - $\lfloor N/K \rfloor$ values each
 - Accumulate leftover values serially
- **Method #1: All threads update single global variable**
 - 1A: No synchronization
 - 1B: Synchronize with pthread semaphore
 - 1C: Synchronize with pthread mutex
 - “Binary” semaphore. Only values 0 & 1

Accumulating in Single Global Variable: Declarations

```
typedef unsigned long data_t;
/* Single accumulator */
volatile data_t global_sum;

/* Mutex & semaphore for global sum */
sem_t semaphore;
pthread_mutex_t mutex;

/* Number of elements summed by each thread */
size_t nelems_per_thread;

/* Keep track of thread IDs */
pthread_t tid[MAXTHREADS];

/* Identify each thread */
int myid[MAXTHREADS];
```

Accumulating in Single Global Variable: Operation

```
nelems_per_thread = nelems / nthreads;

/* Set global value */
global_sum = 0;

/* Create threads and wait for them to finish */
for (i = 0; i < nthreads; i++) {
    myid[i] = i;
    Pthread_create(&tid[i], NULL, thread_fun, &myid[i]);
}
for (i = 0; i < nthreads; i++)
    Pthread_join(tid[i], NULL);

result = global_sum;

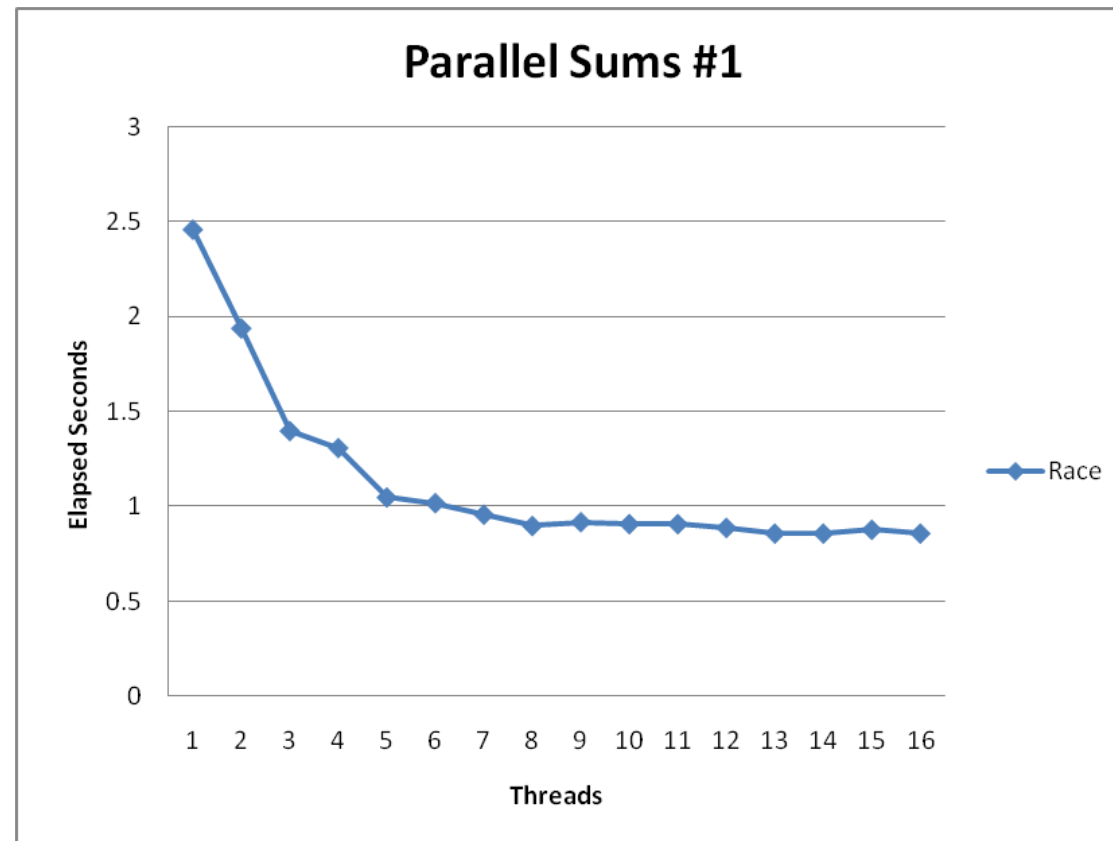
/* Add leftover elements */
for (e = nthreads * nelems_per_thread; e < nelems; e++)
    result += e;
```

Thread Function: No Synchronization

```
void *sum_race(void *vargp)
{
    int myid = *((int *)vargp);
    size_t start = myid * nelems_per_thread;
    size_t end = start + nelems_per_thread;
    size_t i;

    for (i = start; i < end; i++) {
        global_sum += i;
    }
    return NULL;
}
```


Unsynchronized Performance



- $N = 2^{30}$
- Best speedup = 2.86X
- Gets wrong answer when > 1 thread!

Thread Function: Semaphore / Mutex

Semaphore

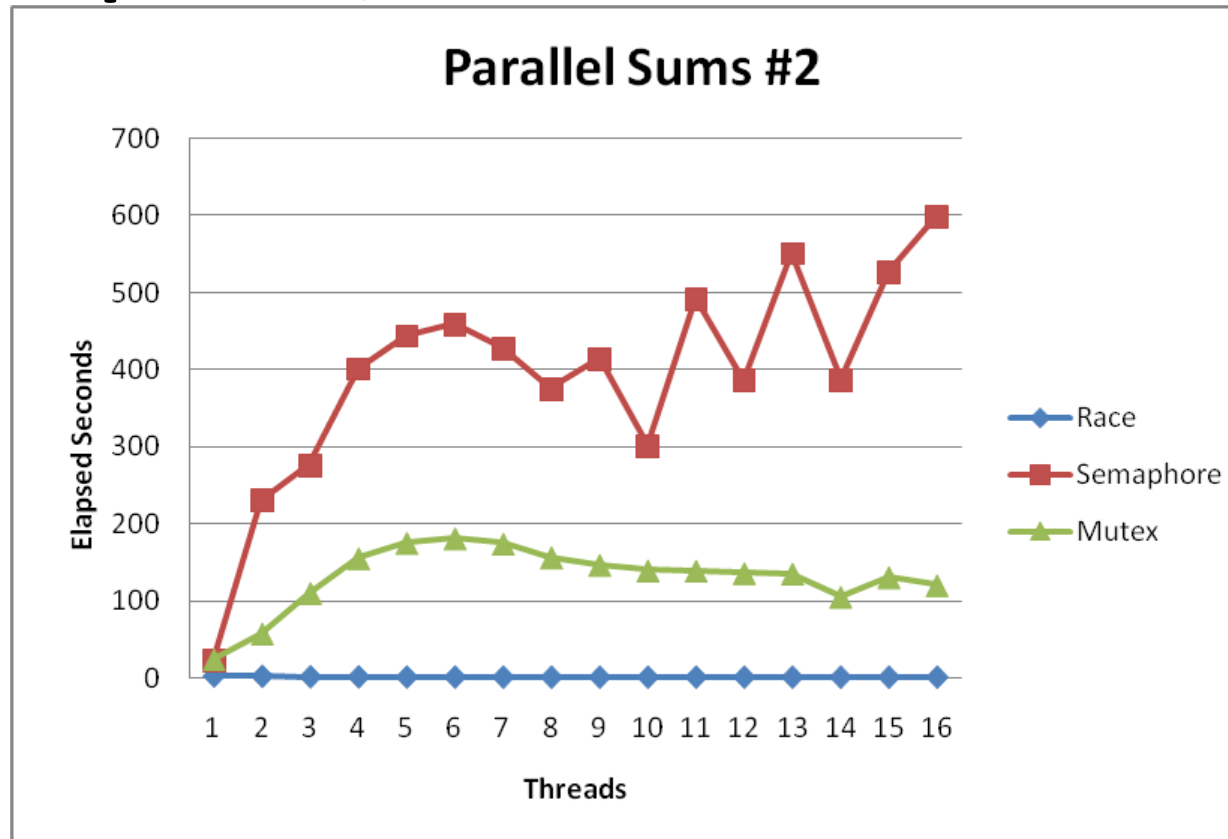
```
void *sum_sem(void *vargp)
{
    int myid = *((int *)vargp);
    size_t start = myid * nelems_per_thread;
    size_t end = start + nelems_per_thread;
    size_t i;

    for (i = start; i < end; i++) {
        sem_wait(&semaphore);
        global_sum += i;
        sem_post(&semaphore);
    }
    return NULL;
}
```

Mutex

```
pthread_mutex_lock(&mutex);
global_sum += i;
pthread_mutex_unlock(&mutex);
```

Semaphore / Mutex Performance



- **Terrible Performance**
 - 2.5 seconds → ~10 minutes
- **Mutex 3X faster than semaphore**
- **Clearly, neither is successful**

Separate Accumulation

- **Method #2: Each thread accumulates into separate variable**
 - 2A: Accumulate in contiguous array elements
 - 2B: Accumulate in spaced-apart array elements
 - 2C: Accumulate in registers

```
/* Partial sum computed by each thread */  
data_t psum[MAXTHREADS*MAXSPACING];  
  
/* Spacing between accumulators */  
size_t spacing = 1;
```

Separate Accumulation: Operation

```
nelems_per_thread = nelems / nthreads;

/* Create threads and wait for them to finish */
for (i = 0; i < nthreads; i++) {
    myid[i] = i;
    psum[i*spacing] = 0;
    Pthread_create(&tid[i], NULL, thread_fun, &myid[i]);
}
for (i = 0; i < nthreads; i++)
    Pthread_join(tid[i], NULL);

result = 0;

/* Add up the partial sums computed by each thread */
for (i = 0; i < nthreads; i++)
    result += psum[i*spacing];

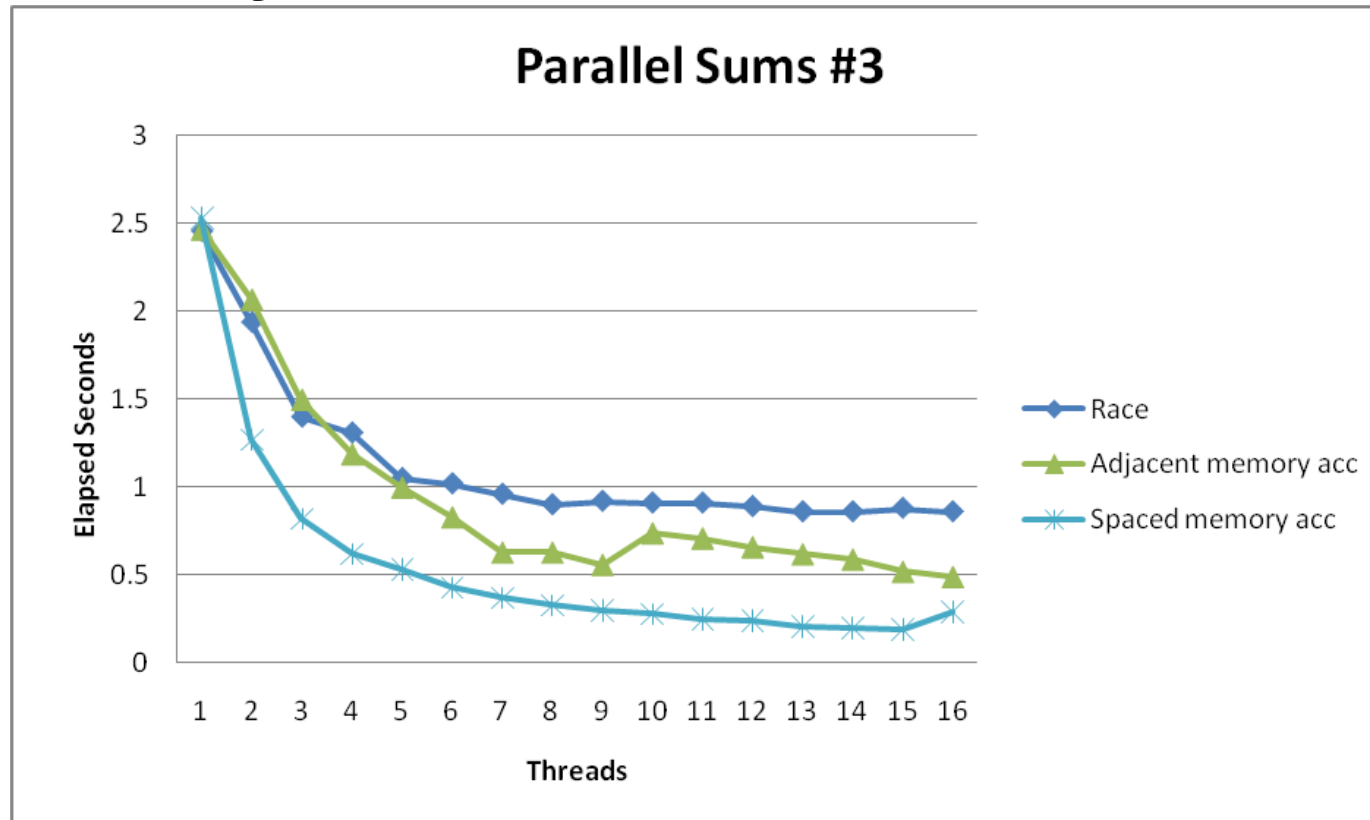
/* Add leftover elements */
for (e = nthreads * nelems_per_thread; e < nelems; e++)
    result += e;
```

Thread Function: Memory Accumulation

```
void *sum_global(void *vargp)
{
    int myid = *((int *)vargp);
    size_t start = myid * nelems_per_thread;
    size_t end = start + nelems_per_thread;
    size_t i;

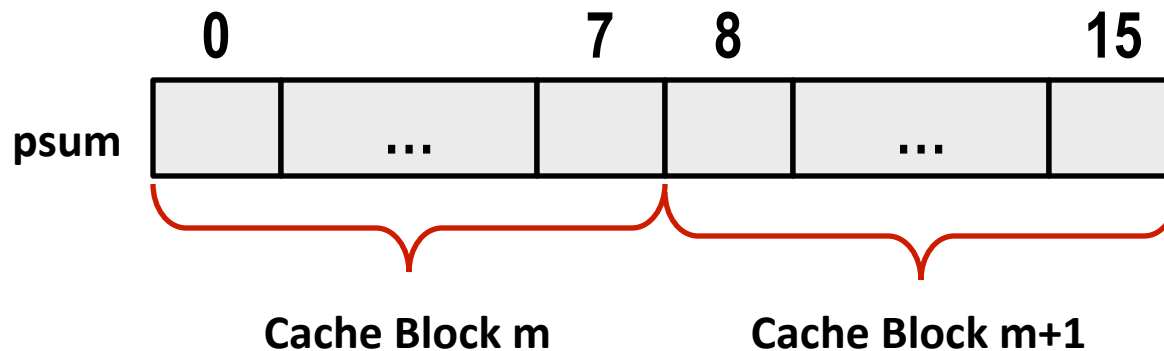
    size_t index = myid*spacing;
    psum[index] = 0;
    for (i = start; i < end; i++) {
        psum[index] += i;
    }
    return NULL;
}
```

Memory Accumulation Performance



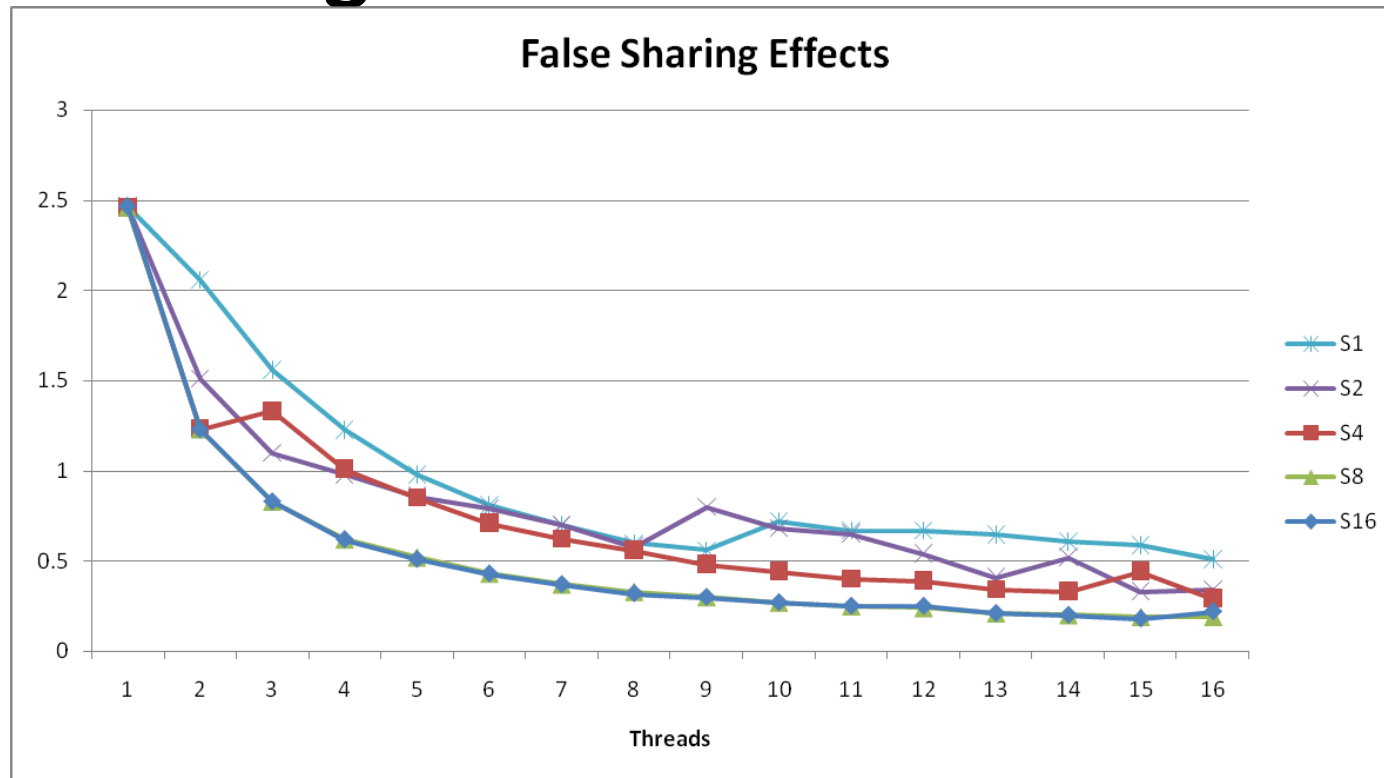
- **Clear threading advantage**
 - Adjacent speedup: 5 X
 - Spaced-apart speedup: 13.3 X (Only observed speedup > 8)
- **Why does spacing the accumulators apart matter?**

False Sharing



- **Coherency maintained on cache blocks**
- **To update `psum[i]`, thread `i` must have exclusive access**
 - Threads sharing common cache block will keep fighting each other for access to block

False Sharing Performance

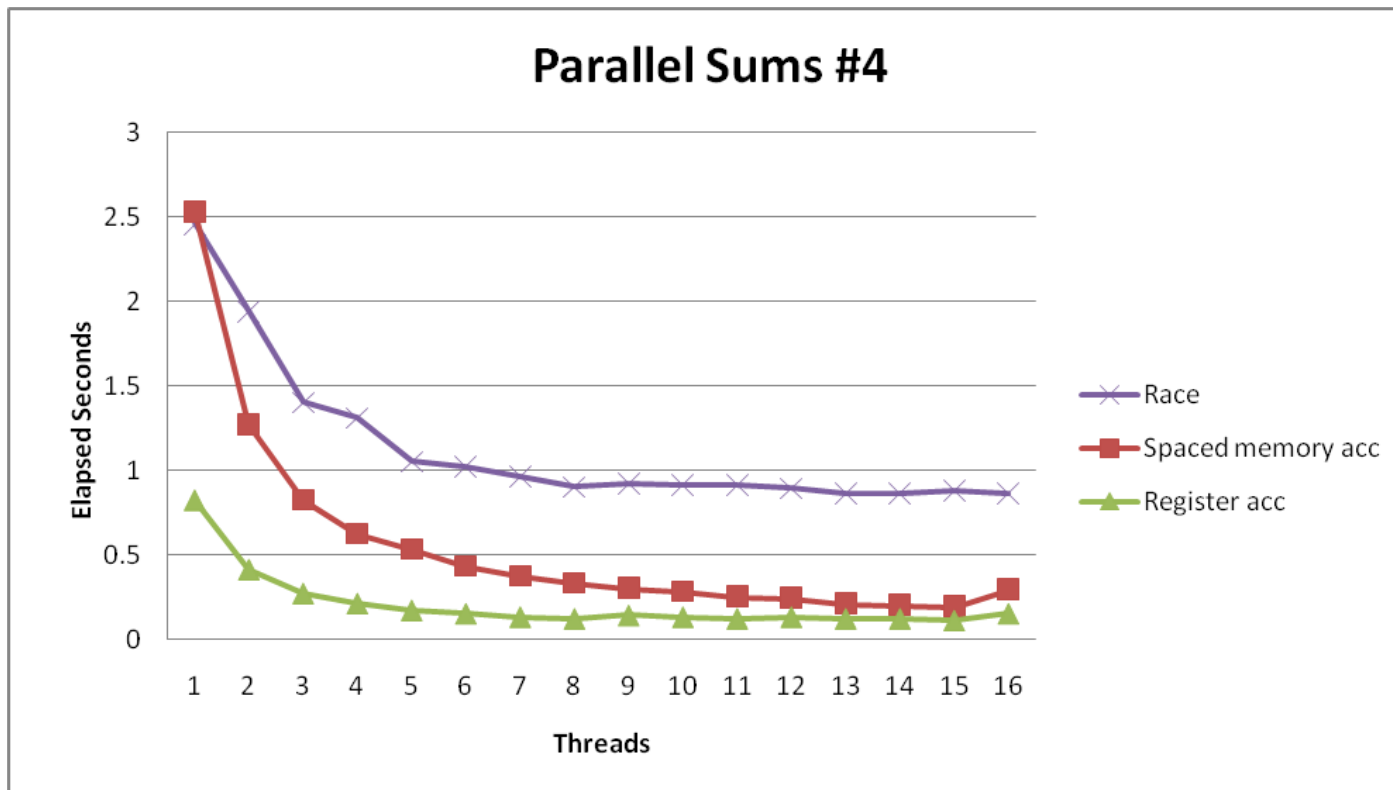


- Best spaced-apart performance 2.8 X better than best adjacent
- **Demonstrates cache block size = 64**
 - 8-byte values
 - No benefit increasing spacing beyond 8

Thread Function: Register Accumulation

```
void *sum_local(void *vargp)
{
    int myid = *((int *)vargp);
    size_t start = myid * nelems_per_thread;
    size_t end = start + nelems_per_thread;
    size_t i;
    size_t index = myid*spacing;
    data_t sum = 0;
    for (i = start; i < end; i++) {
        sum += i;
    }
    psum[index] = sum;
    return NULL;
}
```

Register Accumulation Performance

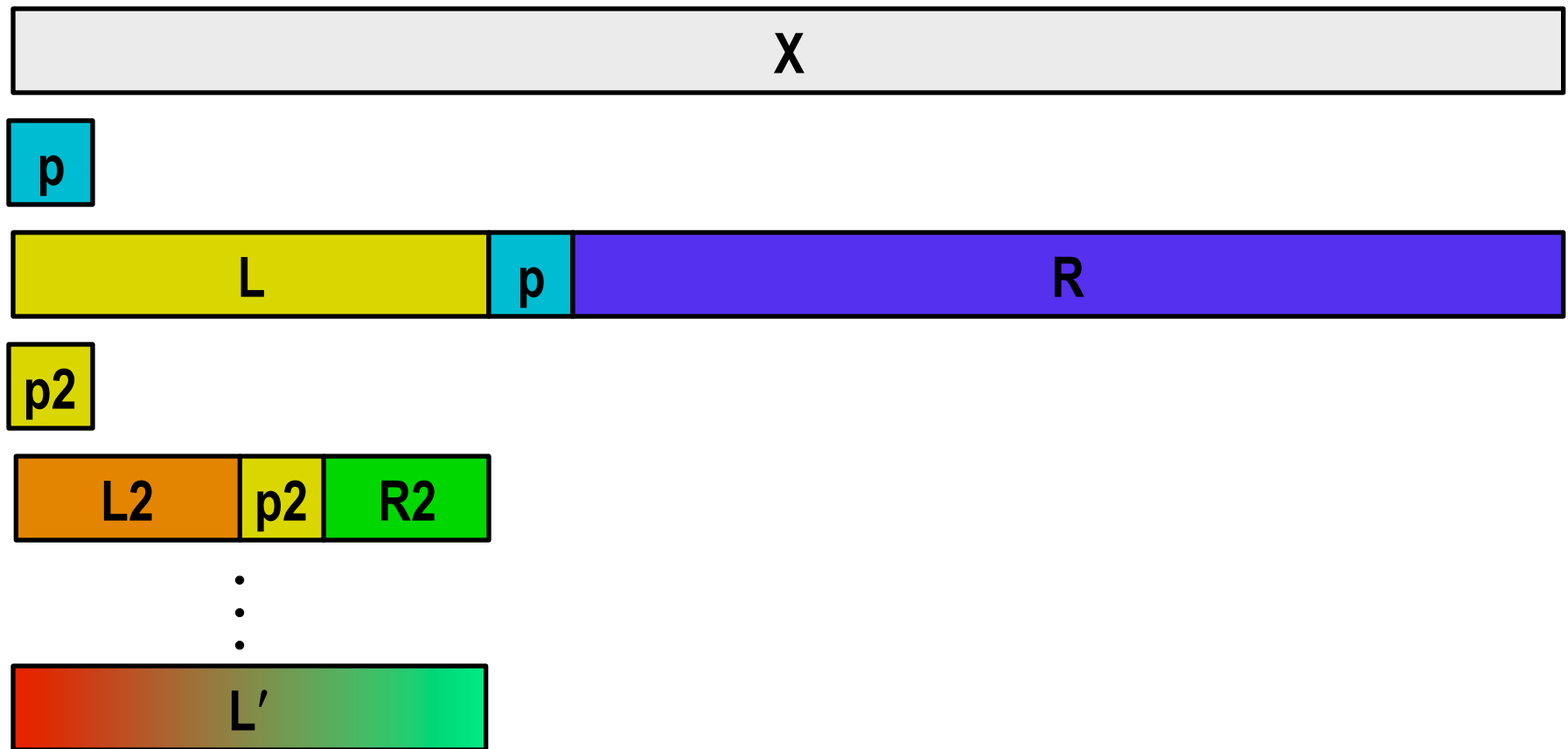


- Clear threading advantage
 - Speedup = 7.5 X
- 2X better than fastest memory accumulation

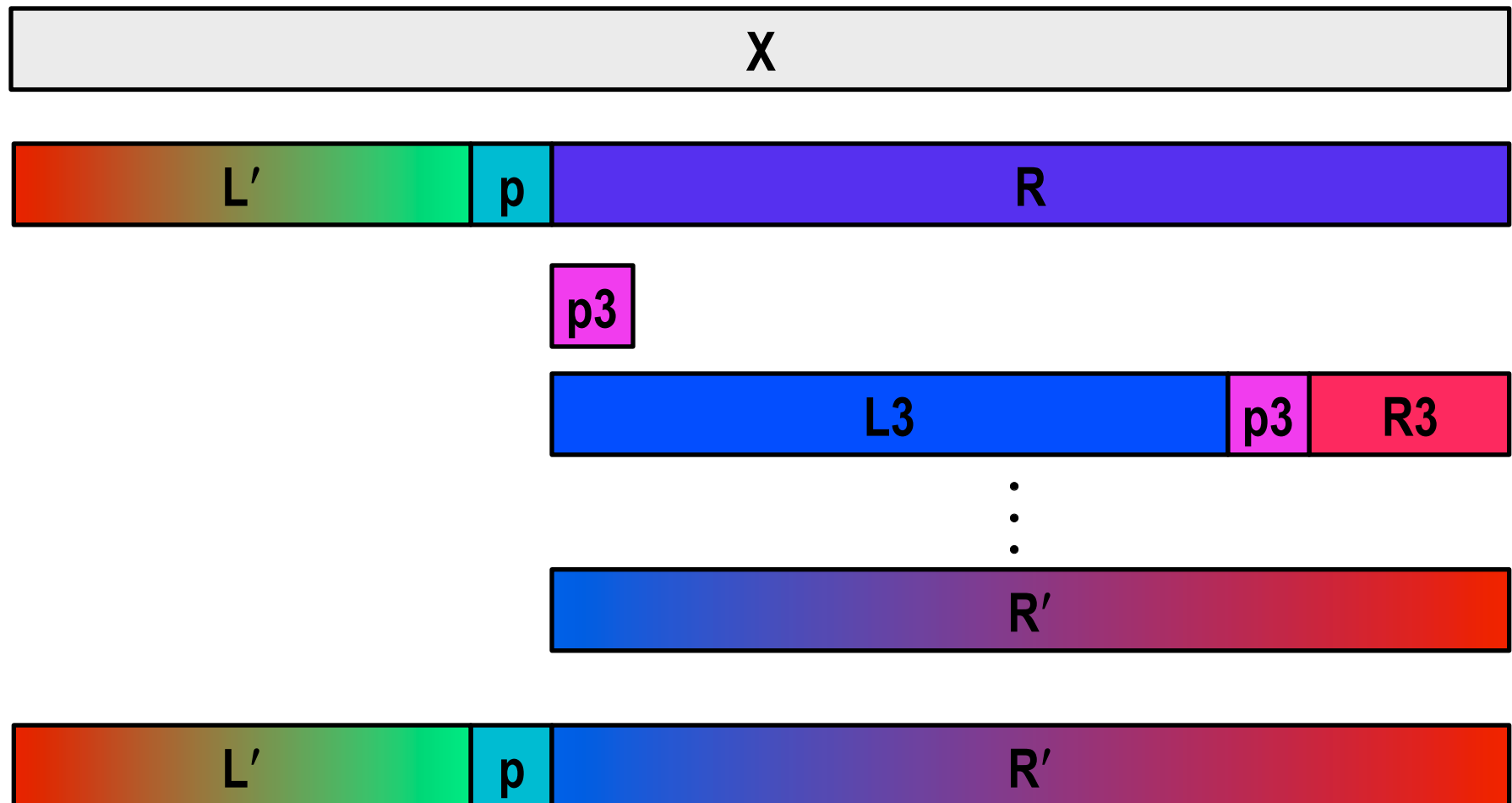
A More Substantial Example: Sort

- Sort set of N random numbers
- Multiple possible algorithms
 - Use parallel version of quicksort
- Sequential quicksort of set of values X
 - Choose “pivot” p from X
 - Rearrange X into
 - L : Values $\leq p$
 - R : Values $\geq p$
 - Recursively sort L to get L'
 - Recursively sort R to get R'
 - Return $L' : p : R'$

Sequential Quicksort Visualized



Sequential Quicksort Visualized



Sequential Quicksort Code

```
void qsort_serial(data_t *base, size_t nele) {
    if (nele <= 1)
        return;
    if (nele == 2) {
        if (base[0] > base[1])
            swap(base, base+1);
        return;
    }

    /* Partition returns index of pivot */
    size_t m = partition(base, nele);
    if (m > 1)
        qsort_serial(base, m);
    if (nele-1 > m+1)
        qsort_serial(base+m+1, nele-m-1);
}
```

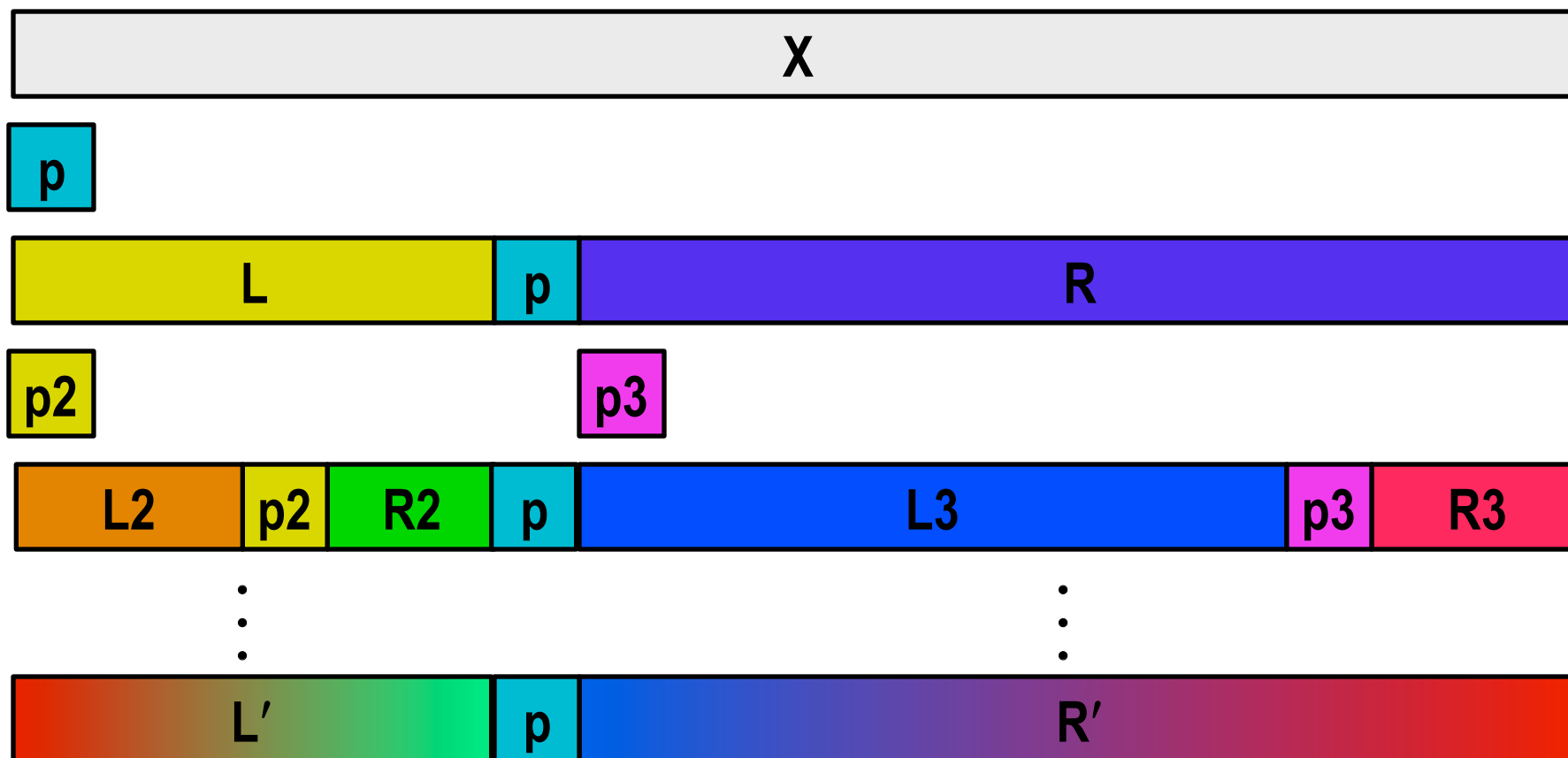
- **Sort nele elements starting at base**
 - Recursively sort L or R if has more than one element

Parallel Quicksort

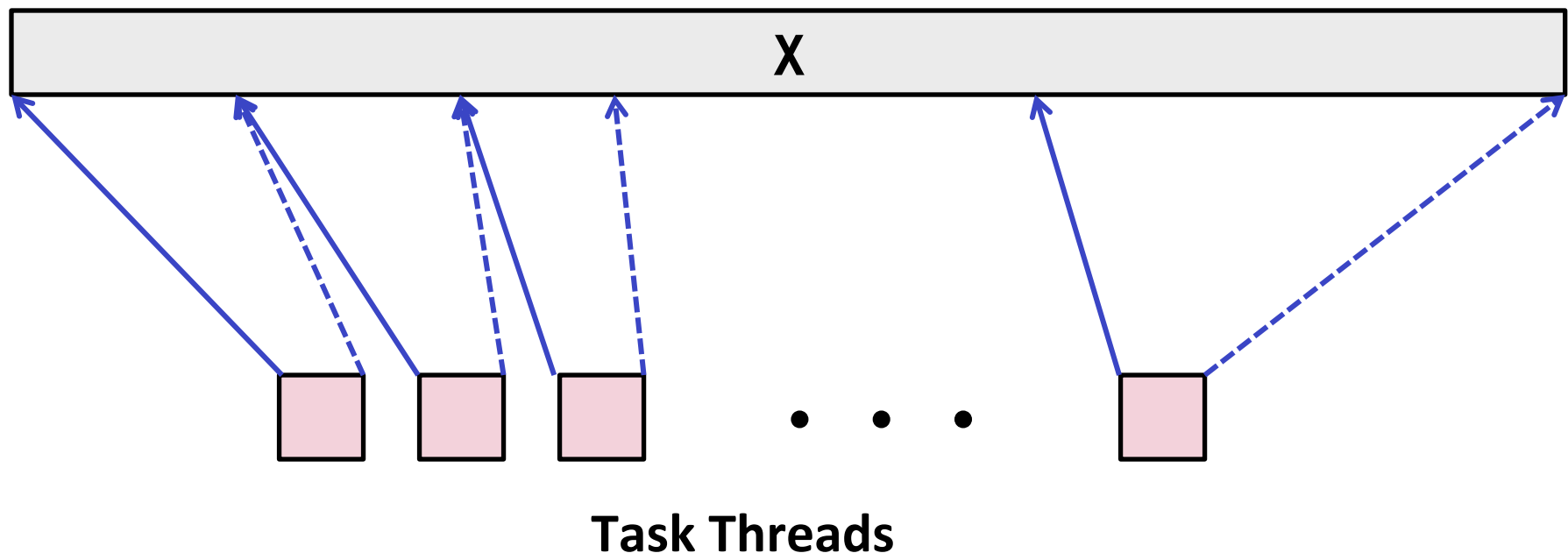
■ Parallel quicksort of set of values X

- If $N \leq N_{\text{thresh}}$, do sequential quicksort
- Else
 - Choose “pivot” p from X
 - Rearrange X into
 - L : Values $\leq p$
 - R : Values $\geq p$
 - Recursively spawn separate threads
 - Sort L to get L'
 - Sort R to get R'
 - Return $L' : p : R'$

Parallel Quicksort Visualized

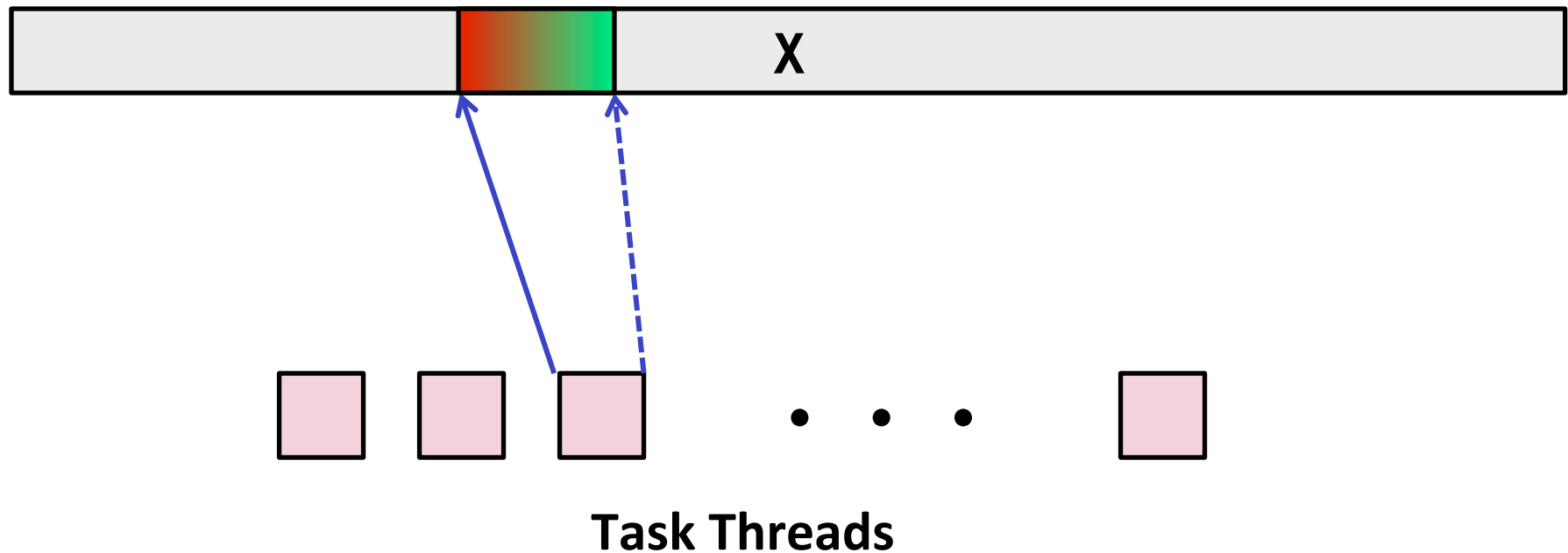


Thread Structure: Sorting Tasks



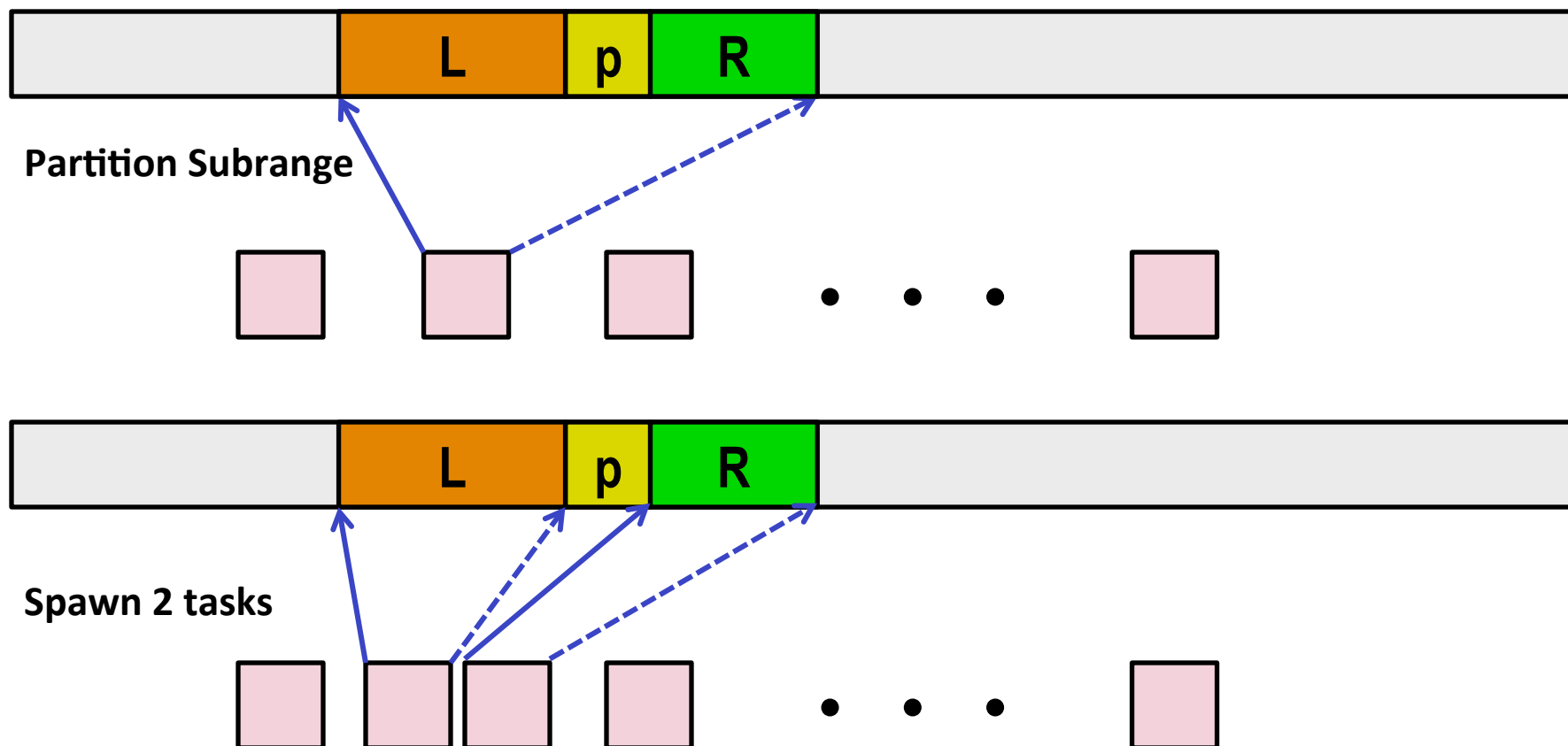
- **Task: Sort subrange of data**
 - Specify as:
 - **base**: Starting address
 - **nele**: Number of elements in subrange
- **Run as separate thread**

Small Sort Task Operation



- Sort subrange using serial quicksort

Large Sort Task Operation



Top-Level Function (Simplified)

```
void tqsort(data_t *base, size_t nele) {  
    init_task(nele);  
    global_base = base;  
    global_end = global_base + nele - 1;  
    task_queue_ptr tq = new_task_queue();  
    tqsort_helper(base, nele, tq);  
    join_tasks(tq);  
    free_task_queue(tq);  
}
```

- Sets up data structures
- Calls recursive sort routine
- Keeps joining threads until none left
- Frees data structures

Recursive sort routine (Simplified)

```
/* Multi-threaded quicksort */
static void tqsort_helper(data_t *base, size_t nele,
                          task_queue_ptr tq) {
    if (nele <= nele_max_sort_serial) {
        /* Use sequential sort */
        qsort_serial(base, nele);
    }
    sort_task_t *t = new_task(base, nele, tq);
    spawn_task(tq, sort_thread, (void *) t);
}
```

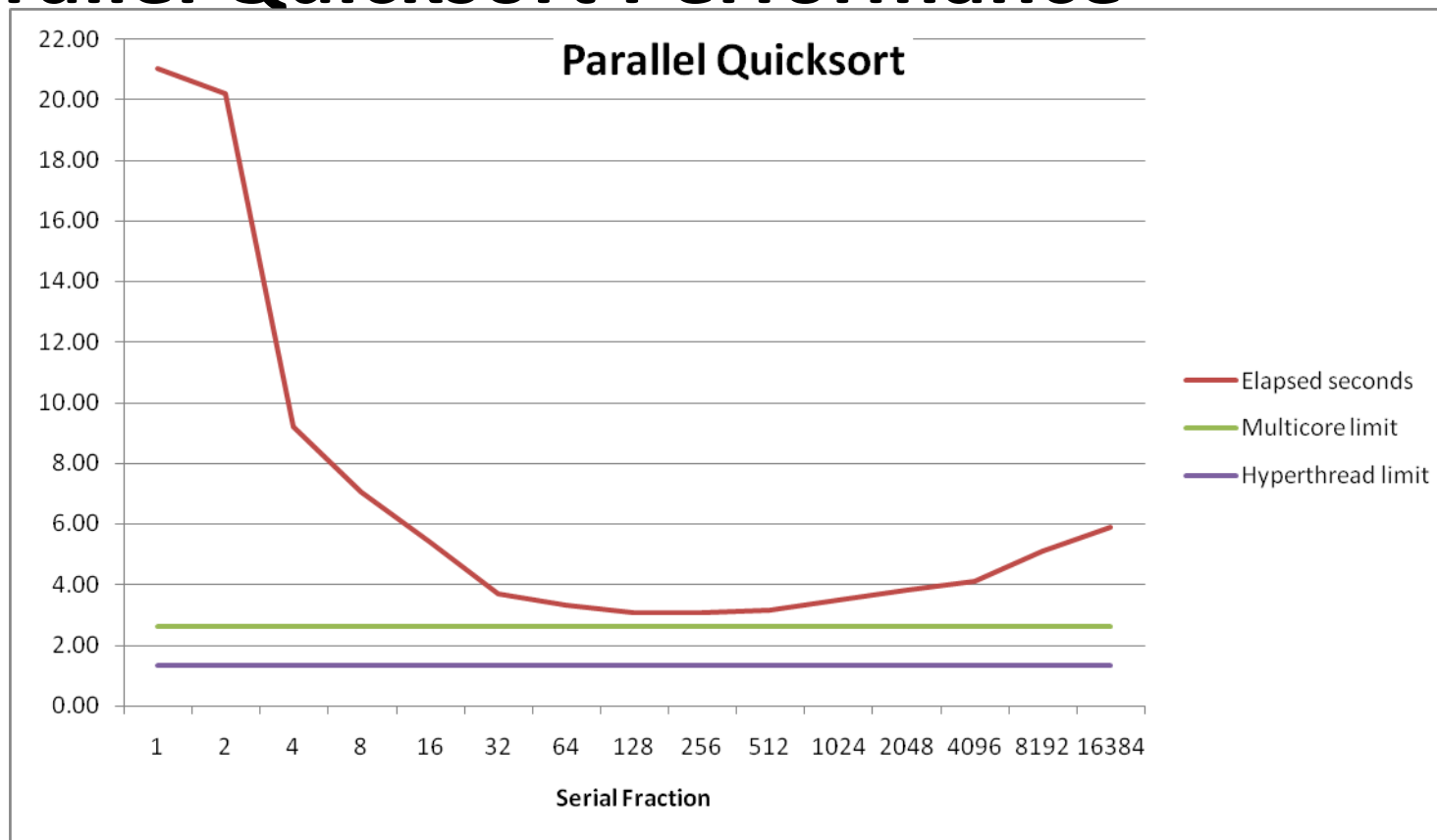
- Small partition: Sort serially
- Large partition: Spawn new sort task

Sort task thread (Simplified)

```
/* Thread routine for many-threaded quicksort */
static void *sort_thread(void *vargp) {
    sort_task_t *t = (sort_task_t *) vargp;
    data_t *base = t->base;
    size_t nele = t->nele;
    task_queue_ptr tq = t->tq;
    free(vargp);
    size_t m = partition(base, nele);
    if (m > 1)
        tqsort_helper(base, m, tq);
    if (nele-1 > m+1)
        tqsort_helper(base+m+1, nele-m-1, tq);
    return NULL;
}
```

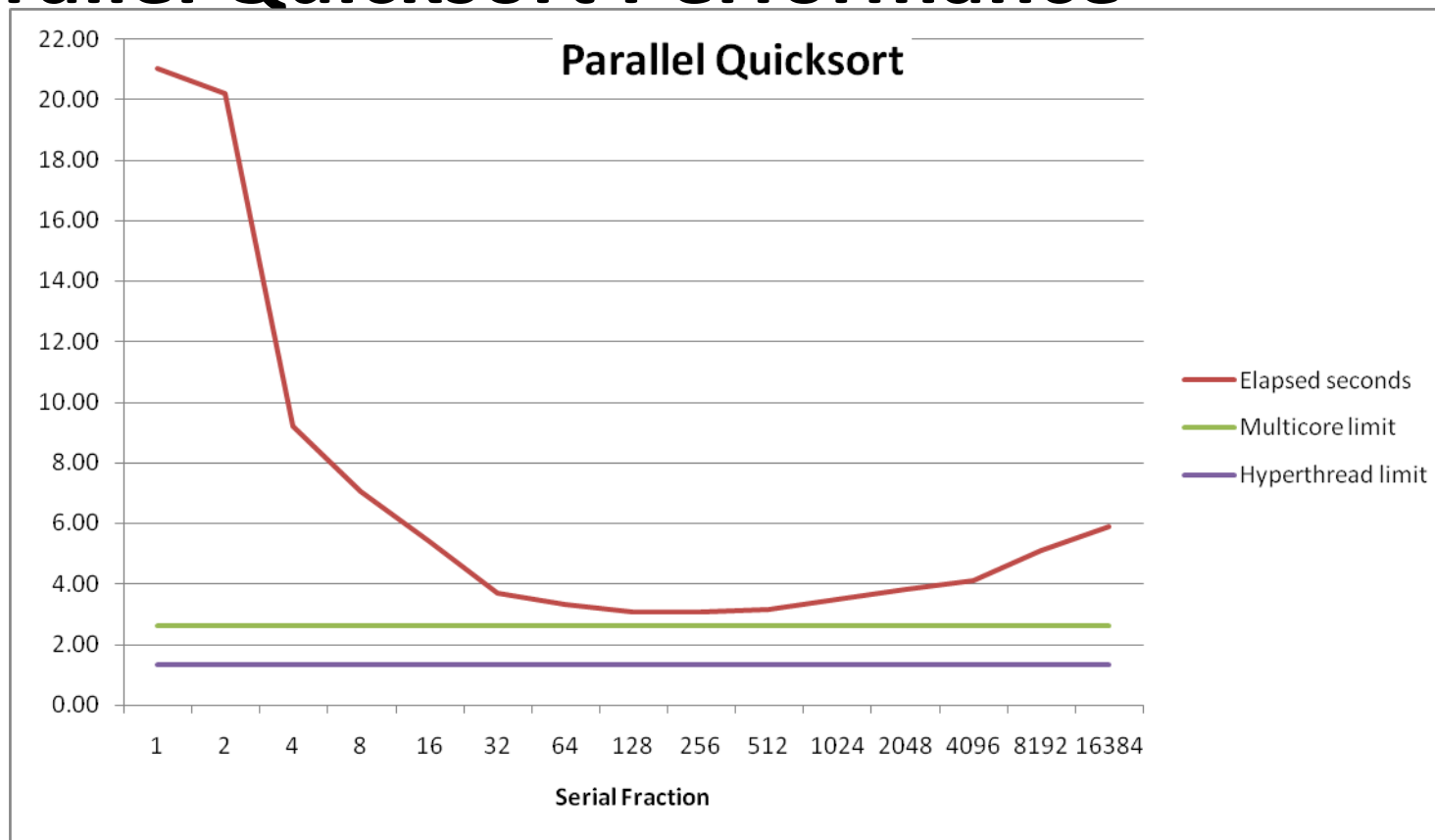
- Get task parameters
- Perform partitioning step
- Call recursive sort routine on each partition

Parallel Quicksort Performance



- Serial fraction: Fraction of input at which do serial sort
- Sort 2^{37} (134,217,728) random values
- Best speedup = 6.84X

Parallel Quicksort Performance



- **Good performance over wide range of fraction values**
 - F too small: Not enough parallelism
 - F too large: Thread overhead + run out of thread memory

Amdahl's Law

■ Overall problem

- T Total sequential time required
- p Fraction of total that can be sped up ($0 \leq p \leq 1$)
- k Speedup factor

■ Resulting Performance

- $T_k = pT/k + (1-p)T$
 - Portion which can be sped up runs k times faster
 - Portion which cannot be sped up stays the same
- Maximum possible speedup
 - $k = \infty$
 - $T_\infty = (1-p)T$

Amdahl's Law Example

■ Overall problem

- $T = 10$ Total time required
- $p = 0.9$ Fraction of total which can be sped up
- $k = 9$ Speedup factor

■ Resulting Performance

- $T_9 = 0.9 * 10/9 + 0.1 * 10 = 1.0 + 1.0 = 2.0$
- Maximum possible speedup
 - $T_{\infty} = 0.1 * 10.0 = 1.0$

Amdahl's Law & Parallel Quicksort

■ Sequential bottleneck

- Top-level partition: No speedup
- Second level: $\leq 2X$ speedup
- k^{th} level: $\leq 2^{k-1}X$ speedup

■ Implications

- Good performance for small-scale parallelism
- Would need to parallelize partitioning step to get large-scale parallelism
 - Parallel Sorting by Regular Sampling
 - H. Shi & J. Schaeffer, J. Parallel & Distributed Computing, 1992

Parallelizing Partitioning Step

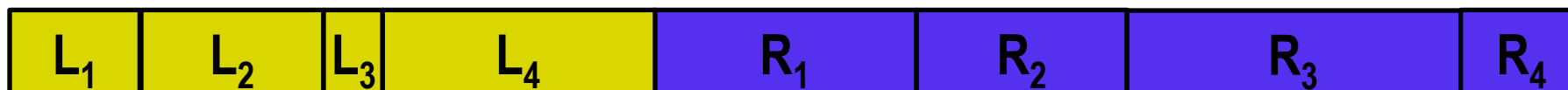


p

Parallel partitioning based on global p



Reassemble into partitions



Experience with Parallel Partitioning

- **Could not obtain speedup**
- **Speculate: Too much data copying**
 - Could not do everything within source array
 - Set up temporary space for reassembling partition

Lessons Learned

- **Must have parallelization strategy**
 - Partition into K independent parts
 - Divide-and-conquer
- **Inner loops must be synchronization free**
 - Synchronization operations very expensive
- **Watch out for hardware artifacts**
 - Need to understand processor & memory structure
 - Sharing and false sharing of global data
- **Beware of Amdahl's Law**
 - Serial code can become bottleneck
- **You can do it!**
 - Achieving modest levels of parallelism is not difficult
 - Set up experimental framework and test multiple strategies