

15-213

“The course that gives CMU its Zip!”

The Memory Hierarchy

Oct 4, 2001

Topics

- Storage technologies and trends
- Locality of reference
- Caching in the memory hierarchy

class12.ppt

SRAM vs DRAM summary

| | Tran. per bit | Access time | Persist? | Sensitive? | Cost | Applications |
|------|------------------|----------------|----------|------------|------|---------------------------------|
| SRAM | 6 | 1X | Yes | No | 100x | cache memories |
| DRAM | 1 | 10X | No | Yes | 1X | Main memories, frame buffers |

class12.ppt

- 3 -

CS 213 F'01

Random-Access Memory (RAM)

Key features

- RAM is packaged as a chip.
- Basic storage unit is a *cell* (one bit per cell).
- Multiple RAM chips form a memory.

Static RAM (SRAM)

- Each cell stores bit with a six-transistor circuit.
- Retains value indefinitely, as long as it is kept powered.
- Relatively insensitive to disturbances such as electrical noise.
- Faster and more expensive than DRAM.

Dynamic RAM (DRAM)

- Each cell stores bit with a capacitor and transistor.
- Value must be refreshed every 10-100 ms.
- Sensitive to disturbances.
- Slower and cheaper than SRAM.

class12.ppt

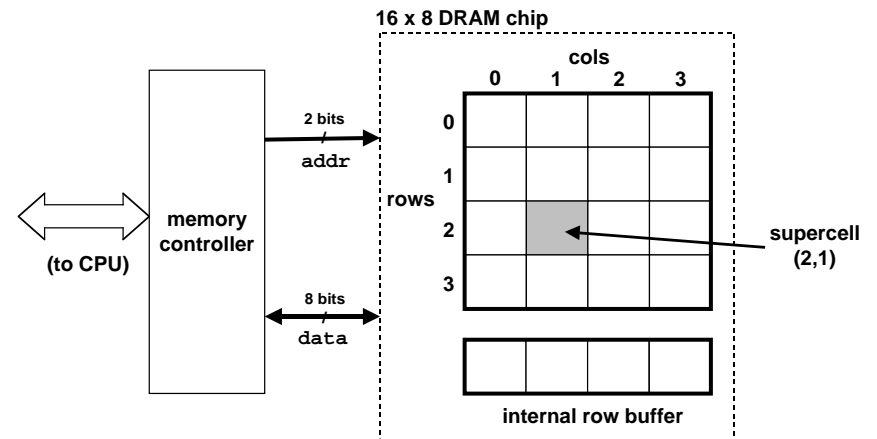
- 2 -

CS 213 F'01

Conventional DRAM organization

$d \times w$ DRAM:

- dw total bits organized as d supercells of size w bits



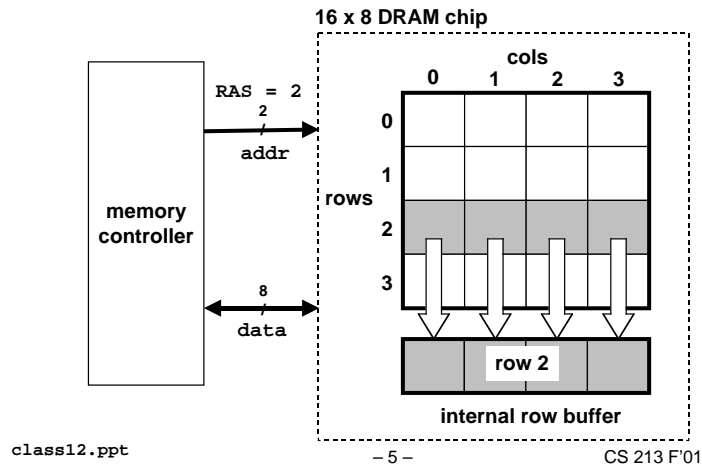
class12.ppt

- 4 -

CS 213 F'01

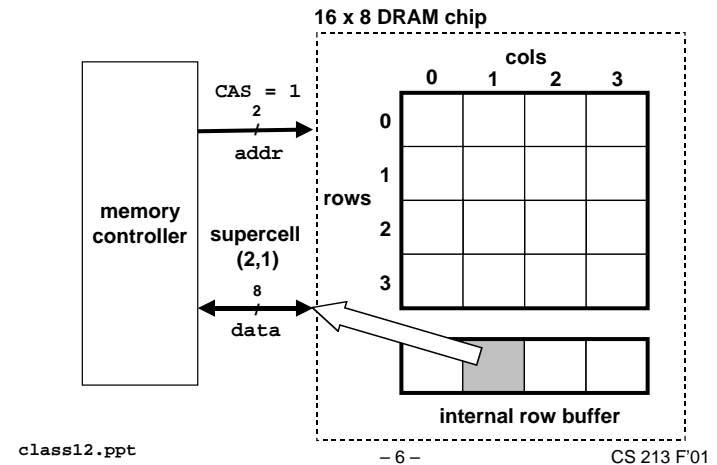
Reading DRAM supercell (2,1)

- Step 1(a): Row access strobe (RAS) selects row 2.
 Step 1(b): Row 2 copied from DRAM array to row buffer.

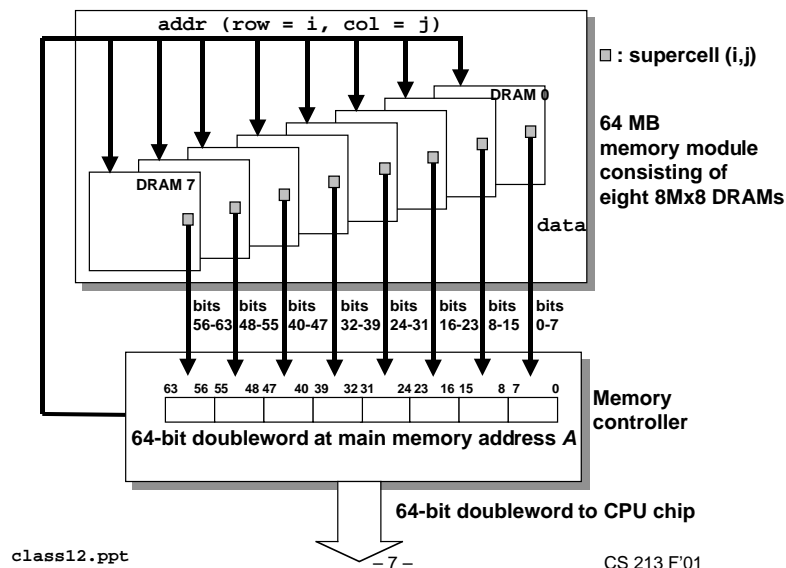


Reading DRAM supercell (2,1)

- Step 2(a): Column access strobe (CAS) selects column 1.
 Step 2(b): Supercell (2,1) copied from buffer to data lines, and eventually back to the CPU.



Memory modules



Enhanced DRAMs

All enhanced DRAMs are built around the conventional DRAM core.

- **Fast page mode DRAM (FPM DRAM)**
 - Access contents of row with [RAS, CAS, CAS, CAS, CAS] instead of [(RAS,CAS), (RAS,CAS), (RAS,CAS), (RAS,CAS)].
- **Extended data out DRAM (EDO DRAM)**
 - Enhanced FPM DRAM with more closely spaced CAS signals.
- **Synchronous DRAM (SDRAM)**
 - Driven with rising clock edge instead of asynchronous control signals.
- **Double data-rate synchronous DRAM (DDR SDRAM)**
 - Enhancement of SDRAM that uses both clock edges as control signals.
- **Video RAM (VRAM)**
 - Like FPM DRAM, but output is produced by shifting row buffer
 - Dual ported (allows concurrent reads and writes)

Nonvolatile memories

DRAM and SRAM are *volatile* memories

- Lose information if powered off.

Nonvolatile memories retain value even if powered off.

- Generic name is read-only memory (ROM).
- Misleading because some ROMs can be read and modified.

Types of ROMs

- Programmable ROM (PROM)
- Erasable programmable ROM (EPROM)
- Electrically erasable PROM (EEPROM)
- Flash memory

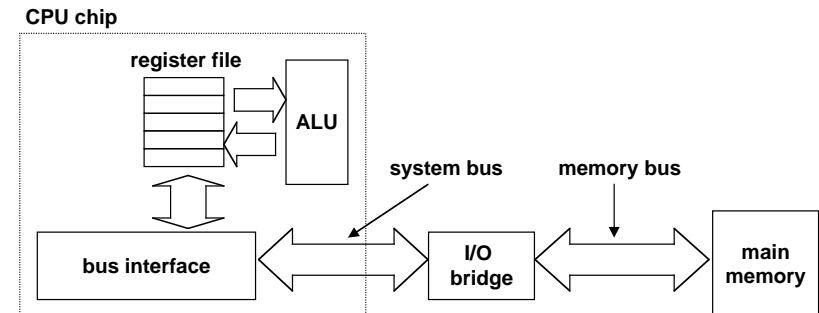
Firmware

- Program stored in a ROM
 - Boot time code, BIOS (basic input/output system)
 - graphics cards, disk controllers.

Bus structure connecting CPU and memory

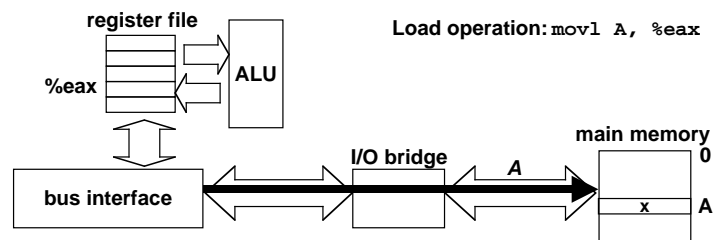
A **bus** is a collection of parallel wires that carry address, data, and control signals.

Buses are typically shared by multiple devices.



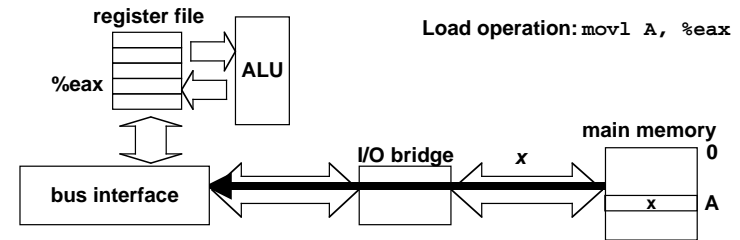
Memory read transaction (1)

CPU places address **A** on the memory bus.



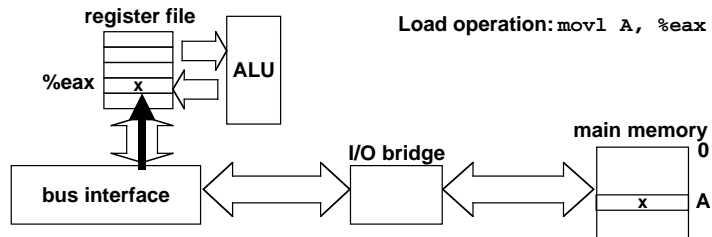
Memory read transaction (2)

Main memory reads **A** from the memory bus, retrieves word **x**, and places it on the bus.



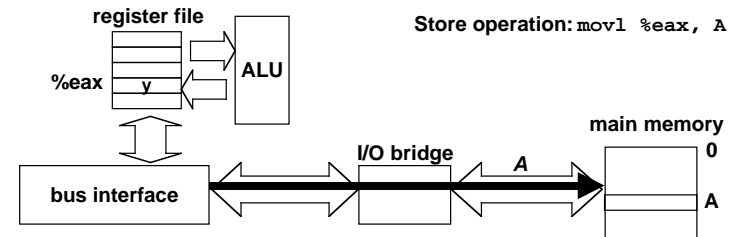
Memory read transaction (3)

CPU read word x from the bus and copies it into register $\%eax$.



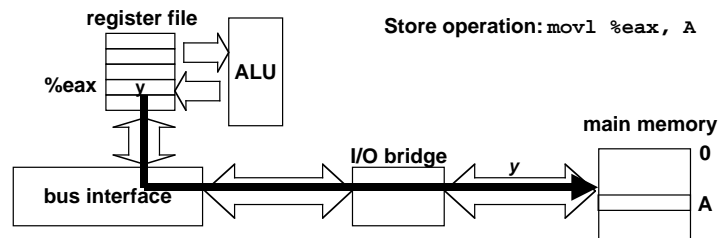
Memory write transaction (1)

CPU places address A on bus. Main memory reads it and waits for the corresponding data word to arrive.



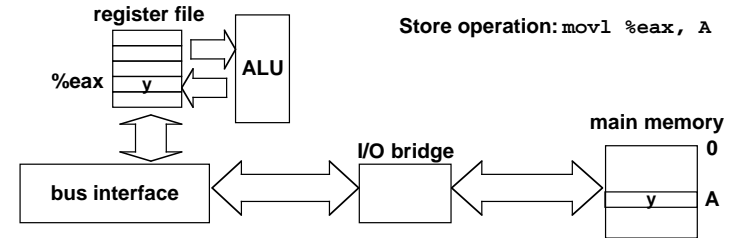
Memory write transaction (2)

CPU places data word y on the bus.



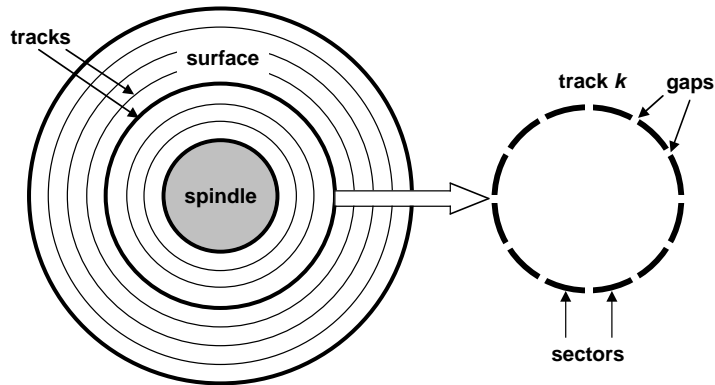
Memory write transaction (3)

Main memory read data word y from the bus and stores it at address A .



Disk geometry

Disks consist of platters, each with two surfaces.
 Each *surface* consists of concentric rings called *tracks*.
 Each *track* consists of *sectors* separated by *gaps*.



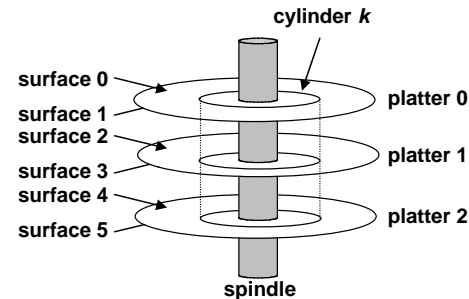
class12.ppt

- 17 -

CS 213 F'01

Disk geometry (multiple-platter view)

Aligned tracks form a *cylinder*.



class12.ppt

- 18 -

CS 213 F'01

Disk capacity

Capacity: maximum number of bits that can be stored.

- Vendors express capacity in units of gigabytes (GB), where 1 GB = 10^6 .

Capacity is determined by these technology factors:

- **Recording density (bits/in):** number of bits that can be squeezed into a 1 inch segment of a track.
- **Track density (tracks/in):** number of tracks that can be squeezed into a 1 inch radial segment.
- **Areal density (bits/in²):** product of recording and track density.

Modern disks partition tracks into disjoint subsets called **recording zones**

- Each track in a zone has the same number of sectors, determined by the circumference of innermost track.
- Each zone has a different number of sectors/track

class12.ppt

- 19 -

CS 213 F'01

Computing disk capacity

Capacity = (# bytes/sector) x (avg. # sectors/track) x
 (# tracks/surface) x (# surfaces/platter) x
 (# platters/disk)

Example:

- 512 bytes/sector
- 300 sectors/track (on average)
- 20,000 tracks/surface
- 2 surfaces/platter
- 5 platters/disk

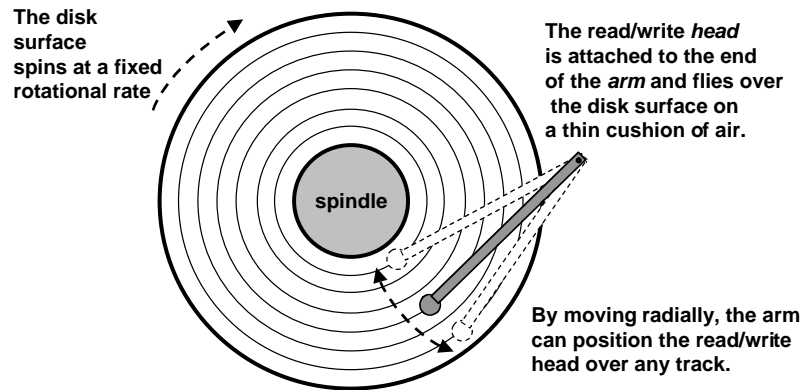
Capacity = $512 \times 300 \times 20000 \times 2 \times 5$
 = 30,720,000,000
 = 30.72 GB

class12.ppt

- 20 -

CS 213 F'01

Disk operation (single-platter view)

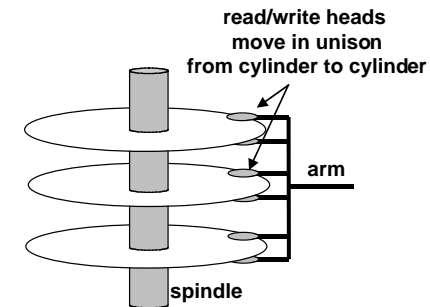


class12.ppt

- 21 -

CS 213 F'01

Disk operation (multi-platter view)



class12.ppt

- 22 -

CS 213 F'01

Disk access time

Average time to access some target sector approximated by :

$$T_{\text{access}} = T_{\text{avg seek}} + T_{\text{avg rotation}} + T_{\text{avg transfer}}$$

Seek time

- Time to position heads over cylinder containing target sector.
- Typical $T_{\text{avg seek}} = 9 \text{ ms}$

Rotational latency

- Time waiting for first bit of target sector to pass under r/w head.
- $T_{\text{avg rotation}} = 1/2 \times 1/\text{RPMs} \times 60 \text{ sec}/1 \text{ min}$

Transfer time

- Time to read the bits in the target sector.
- $T_{\text{avg transfer}} = 1/\text{RPM} \times 1/(\text{avg \# sectors/track}) \times 60 \text{ secs}/1 \text{ min.}$

class12.ppt

- 23 -

CS 213 F'01

Disk access time example

Given:

- Rotational rate = 7,200 RPM
- Average seek time = 9 ms.
- Avg # sectors/track = 400.

Derived:

- $T_{\text{avg rotation}} = 1/2 \times (60 \text{ secs}/7200 \text{ RPM}) \times 1000 \text{ ms/sec} = 4 \text{ ms.}$
- $T_{\text{avg transfer}} = 60/7200 \text{ RPM} \times 1/400 \text{ secs/track} \times 1000 \text{ ms/sec} = 0.02 \text{ ms}$
- $T_{\text{access}} = 9 \text{ ms} + 4 \text{ ms} + 0.02 \text{ ms}$

Important points:

- Access time dominated by seek time and rotational latency.
- First bit in a sector is the most expensive, the rest are free.
- SRAM access time is about 4ns/doubleword, DRAM about 60 ns
 - Disk is about 40,000 times slower than SRAM,
 - 2,500 times slower than DRAM.

class12.ppt

- 24 -

CS 213 F'01

Logical disk blocks

Modern disks present a simpler abstract view of the complex sector geometry:

- The set of available sectors is modeled as a sequence of b-sized *logical blocks* (0, 1, 2, ...)

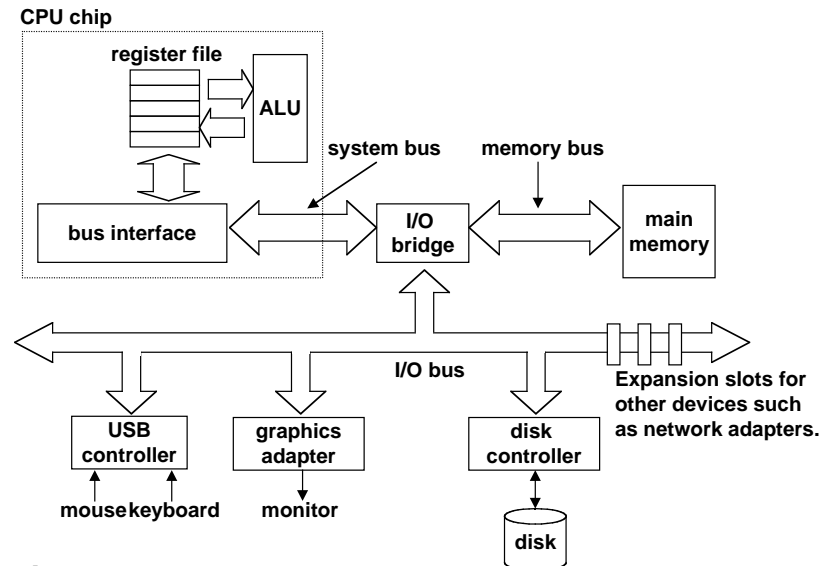
Mapping between logical blocks and actual (physical) sectors

- Maintained by hardware/firmware device called disk controller.
- Converts requests for logical blocks into (surface, track, sector) triples.

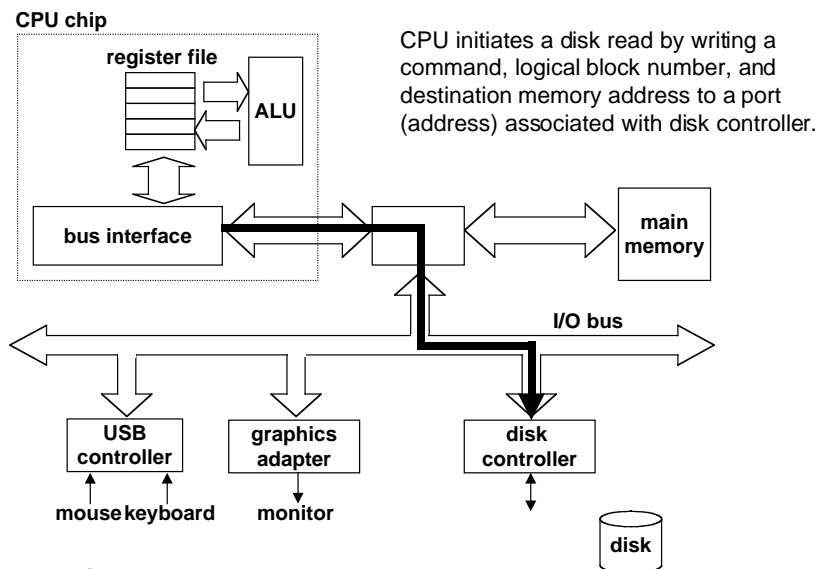
Allows controller to set aside spare cylinders for each zone.

- Accounts for the difference in “formatted capacity” and “maximum capacity”.

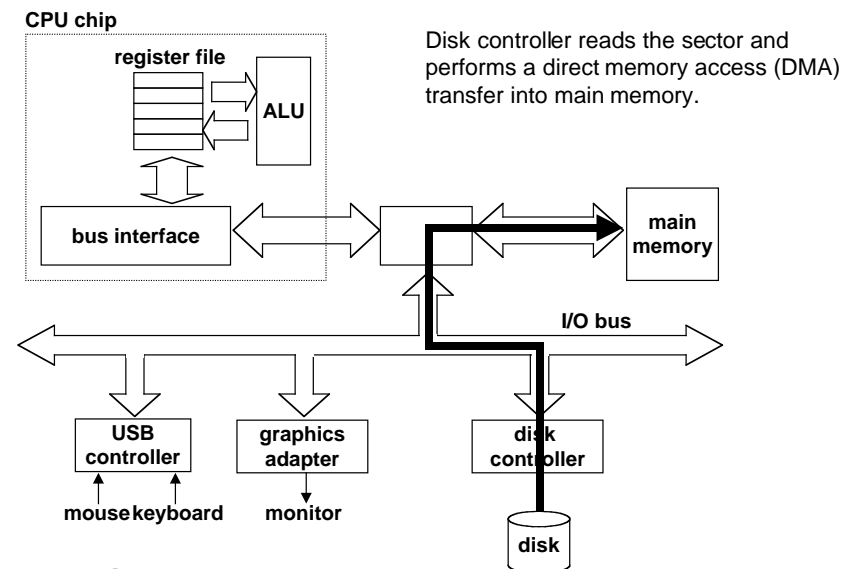
Bus structure connecting I/O and CPU



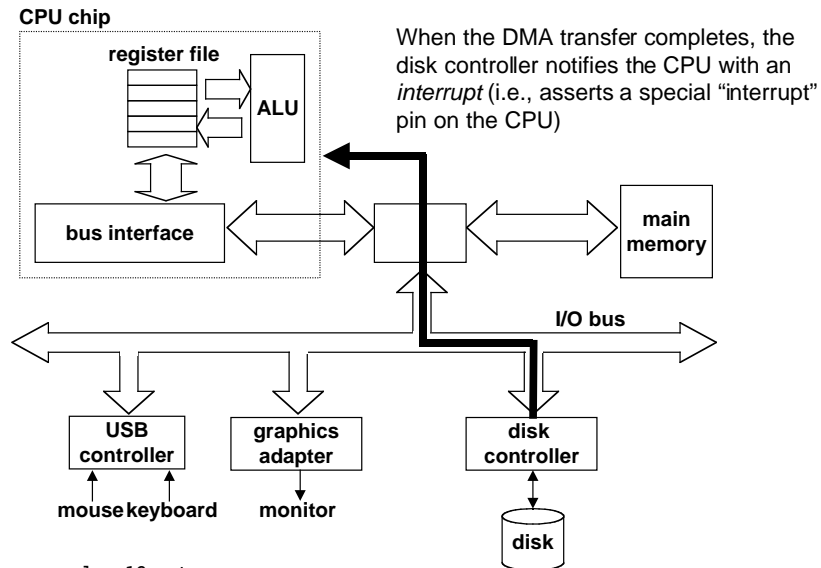
Reading a disk sector (1)



Reading a disk sector (2)



Reading a disk sector (3)



class12.ppt

- 29 -

CS 213 F'01

CPU clock rates

| | 1980 | 1985 | 1990 | 1995 | 2000 | 2000:1980 |
|-----------------|-------|------|------|------|-------|-----------|
| processor | 8080 | 286 | 386 | Pent | P-III | |
| clock rate(MHz) | 1 | 6 | 20 | 150 | 750 | 750 |
| cycle time(ns) | 1,000 | 166 | 50 | 6 | 1.6 | 750 |

class12.ppt

- 31 -

CS 213 F'01

Storage trends

| metric | 1980 | 1985 | 1990 | 1995 | 2000 | 2000:1980 |
|-------------|--------|-------|------|------|------|-----------|
| SRAM | | | | | | |
| \$/MB | 19,200 | 2,900 | 320 | 256 | 100 | 190 |
| access (ns) | 300 | 150 | 35 | 15 | 2 | 100 |

| metric | 1980 | 1985 | 1990 | 1995 | 2000 | 2000:1980 |
|------------------|-------|-------|------|------|------|-----------|
| DRAM | | | | | | |
| \$/MB | 8,000 | 880 | 100 | 30 | 1 | 8,000 |
| access (ns) | 375 | 200 | 100 | 70 | 60 | 6 |
| typical size(MB) | 0.064 | 0.256 | 4 | 16 | 64 | 1,000 |

| metric | 1980 | 1985 | 1990 | 1995 | 2000 | 2000:1980 |
|------------------|------|------|------|-------|-------|-----------|
| Disk | | | | | | |
| \$/MB | 500 | 100 | 8 | 0.30 | 0.05 | 10,000 |
| access (ms) | 87 | 75 | 28 | 10 | 8 | 11 |
| typical size(MB) | 1 | 10 | 160 | 1,000 | 9,000 | 9,000 |

class12.ppt

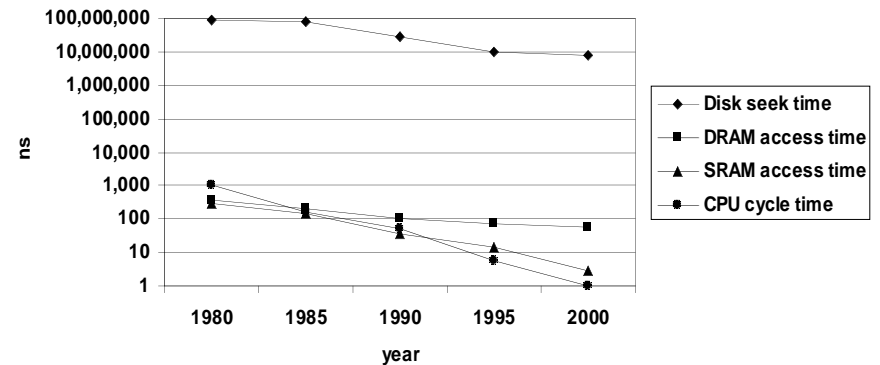
(Culled from back issues of Byte and PC Magazine)

- 30 -

CS 213 F'01

The CPU-Memory Gap

The increasing gap between DRAM, disk, and CPU speeds.



class12.ppt

- 32 -

CS 213 F'01

Locality of Reference

Principle of Locality:

- Programs tend to reuse data and instructions near those they have used recently, or that were recently referenced themselves.
- Temporal locality: Recently referenced items are likely to be referenced in the near future.
- Spatial locality: Items with nearby addresses tend to be referenced close together in time.

```
sum = 0;
for (i = 0; i < n; i++)
    sum += a[i];
return sum;
```

Locality Example:

- **Data**
 - Reference array elements in succession (spatial)
- **Instructions**
 - Reference instructions in sequence (spatial)
 - Cycle through loop repeatedly (temporal)

class12.ppt

– 33 –

CS 213 F'01

Locality example

Claim: Being able to look at code and get a qualitative sense of its locality is a key skill for a professional programmer.

Does this function have good locality?

```
int sumarrayrows(int a[M][N])
{
    int i, j, sum = 0;

    for (i = 0; i < M; i++)
        for (j = 0; j < N; j++)
            sum += a[i][j];
    return sum
}
```

class12.ppt

– 34 –

CS 213 F'01

Locality example

Does this function have good locality?

```
int sumarraycols(int a[M][N])
{
    int i, j, sum = 0;

    for (j = 0; j < N; j++)
        for (i = 0; i < M; i++)
            sum += a[i][j];
    return sum
}
```

class12.ppt

– 35 –

CS 213 F'01

Locality example

Permute the loops so that the function scans the 3-d array a with a stride-1 reference pattern (and thus has good locality)

```
int sumarray3d(int a[M][N][N])
{
    int i, j, k, sum = 0;

    for (i = 0; i < M; i++)
        for (j = 0; j < N; j++)
            for (k = 0; k < N; k++)
                sum += a[k][i][j];
    return sum
}
```

class12.ppt

– 36 –

CS 213 F'01

Memory hierarchies

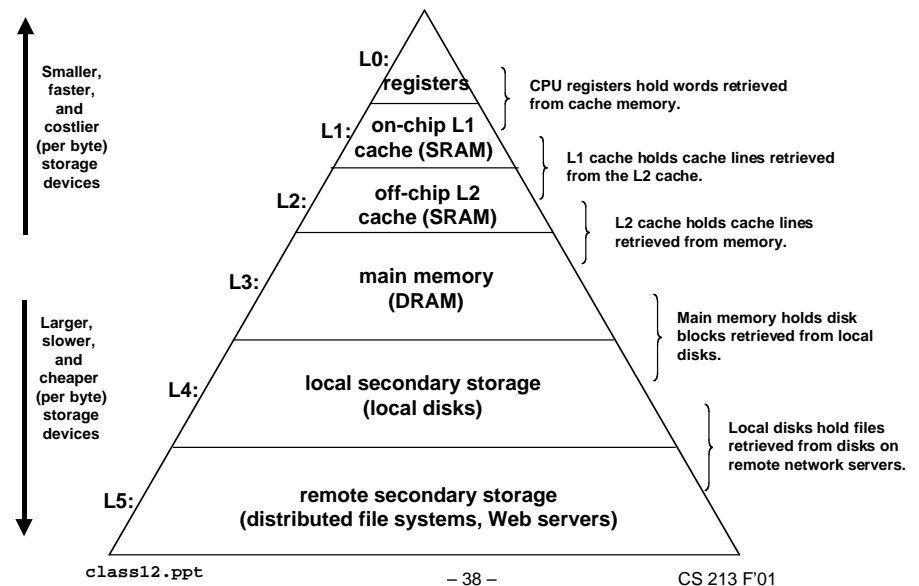
Some fundamental and enduring properties of hardware and software:

- Fast storage technologies cost more per byte and have less capacity.
- The gap between CPU and main memory speed is widening.
- Well-written programs tend to exhibit good locality.

These fundamental properties complement each other beautifully.

Suggest an approach for organizing memory and storage systems known as a “memory hierarchy”.

An example memory hierarchy



Caches

Cache: A smaller, faster storage device that acts as a staging area for a subset of the data in a larger, slower device.

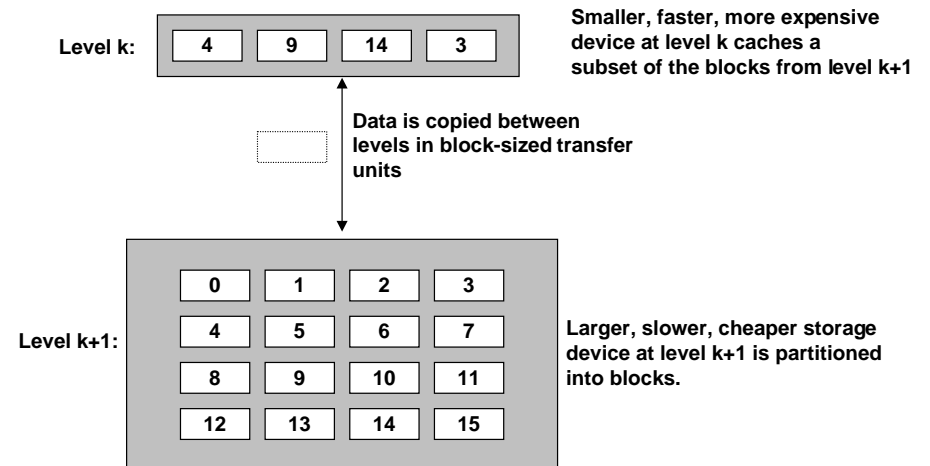
Fundamental idea of a memory hierarchy:

- For each k , the faster, smaller device at level k serves as a cache for the larger, slower device at level $k+1$.

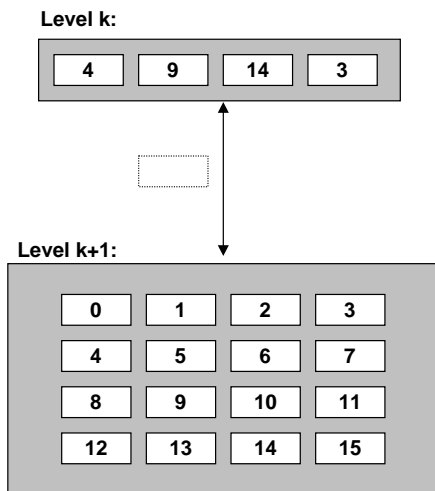
Why do memory hierarchies work?

- Programs tend to access the data at level k more often than they access the data at level $k+1$.
- Thus, the storage at level $k+1$ can be slower, and thus larger and cheaper per bit.
- Net effect: A large pool of memory that costs as much as the cheap storage near the bottom, but that serves data to programs at the rate of the fast storage near the top.

Caching in a memory hierarchy



General caching concepts



Program needs object d,
which is stored in some
block b.

Cache hit

- Program finds b in the cache at level k. E.g. block 14.

Cache miss

- b is not at level k, so level k cache must fetch it from level k+1. E.g. block 12.
- If level k cache is full, then some current block must be *replaced (evicted)*.
- Which one? Determined by replacement policy. E.g. evict least recently used block.

class12.ppt

– 41 –

CS 213 F'01

General caching concepts

Types of cache misses:

- **Cold (compulsary) miss**
 - Cold misses occur because the cache is empty.
- **Conflict miss**
 - Most caches limit blocks at level k+1 to a small subset (sometimes a singleton) of the block positions at level k.
 - E.g. Block i at level k+1 must be placed in block (i mod 4) at level k+1.
 - Conflict misses occur when the level k cache is large enough, but multiple data objects all map to the same level k block.
 - E.g. Referencing blocks 0, 8, 0, 8, 0, 8, ... would miss every time.
- **Capacity miss**
 - Occurs when the set of active cache blocks (working set) is larger than the cache.

class12.ppt

– 42 –

CS 213 F'01

Examples of caching in the hierarchy

| Cache Type | What Cached | Where Cached | Latency (cycles) | Managed By |
|----------------------|----------------------|---------------------|------------------|------------------|
| Registers | 4-byte word | CPU registers | 0 | Compiler |
| TLB | Address translations | On-Chip TLB | 0 | Hardware |
| L1 cache | 32-byte block | On-Chip L1 | 1 | Hardware |
| L2 cache | 32-byte block | Off-Chip L2 | 10 | Hardware |
| Virtual Memory | 4-KB page | Main memory | 100 | Hardware+ OS |
| Buffer cache | Parts of files | Main memory | 100 | OS |
| Network buffer cache | Parts of files | Local disk | 10,000,000 | AFS/NFS client |
| Browser cache | Web pages | Local disk | 10,000,000 | Web browser |
| Web cache | Web pages | Remote server disks | 1,000,000,000 | Web proxy server |

class12.ppt

– 43 –

CS 213 F'01