

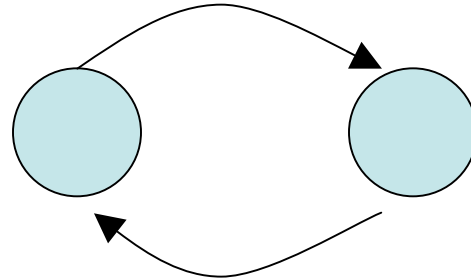
15-381: Artificial Intelligence

Hidden Markov Models (HMMs)

What's wrong with Bayesian networks

- Bayesian networks are very useful for modeling joint distributions
- But they have their limitations:
 - Cannot account for temporal / sequence models
 - DAG's (no self or any other loops)

**This is not a valid
Bayesian network!**



Hidden Markov models

- Model a set of observation with a set of hidden states
 - Robot movement
 - Observations:** range sensor, visual sensor
 - Hidden states:** location (on a map)
 - Speech processing
 - Observations:** sound signals
 - Hidden states:** parts of speech, words
 - Biology
 - Observations:** DNA base pairs
 - Hidden states:** Genes

Hidden Markov models

- Model a set of observation with a set of hidden states
 - Robot movement

Observations: range sensor, visual sensor

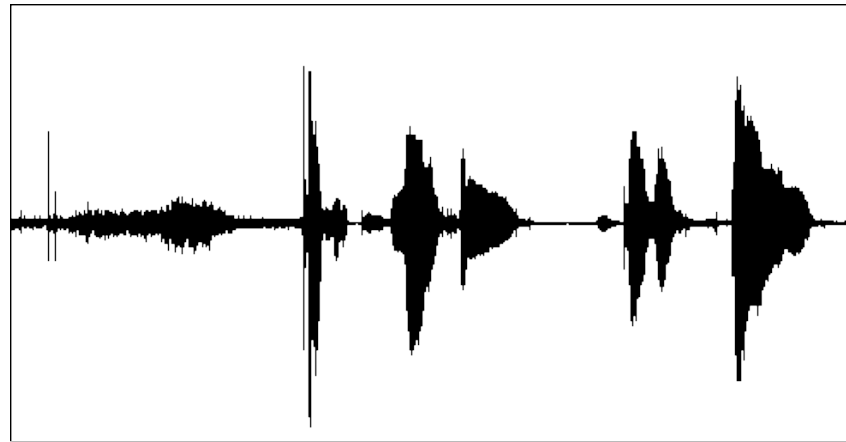


Hidden states: location (on a map)



1. Hidden states generate observations
2. Hidden states transition to other hidden states

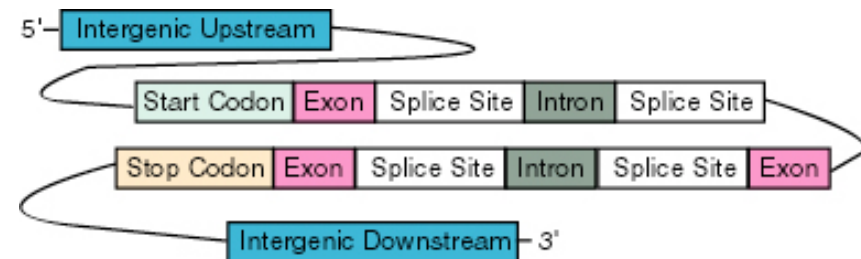

Examples: Speech processing



sil	acht	negen	sil	drie	een
-----	------	-------	-----	------	-----

sil	spk	spk	sil	spk	spk
-----	-----	-----	-----	-----	-----

Example: Biological data



```
ATGAAGCTACTGTCTTCTATCGAACAAGCATGCG
ATATTTGCCGACTTAAAAAGCTCAAG
TGCTCCAAAGAAAACCGAAGTGCGCCAAGTGT
CTGAAGAACAACCTGGGAGTGTCGCTAC
TCTCCCAAACCAAAGGTCTCCGCTGACTAGG
GCACATCTGACAGAAGTGGAATCAAGG
CTAGAAAGACTGGAACAGCTATTTCTACTGATTT
TTCCTCGAGAAGACCTTGACATGATT
```

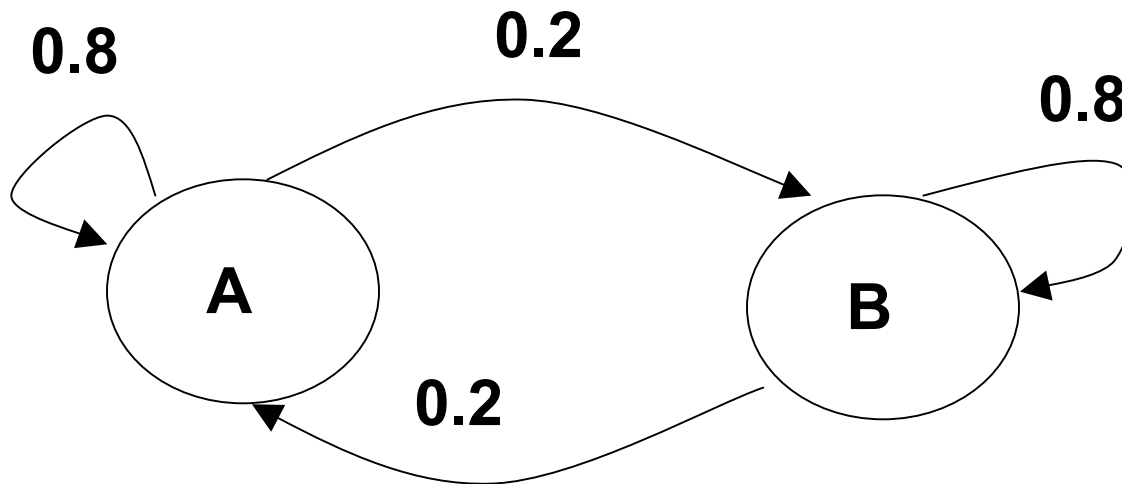
Contents

<i>Preface</i>	<i>page ix</i>
1 Introduction	1
1.1 <i>Sequence similarity, homology, and alignment</i>	2
1.2 <i>Overview of the book</i>	2
1.3 <i>Probabilities and probabilistic models</i>	4
1.4 <i>Further reading</i>	10
2 Pairwise alignment	12
2.1 <i>Introduction</i>	12
2.2 <i>The scoring model</i>	13
2.3 <i>Alignment algorithms</i>	17
2.4 <i>Dynamic programming with more complex models</i>	28
2.5 <i>Heuristic alignment algorithms</i>	32
2.6 <i>Linear space alignments</i>	34
2.7 <i>Significance of scores</i>	36
2.8 <i>Deriving score parameters from alignment data</i>	41
2.9 <i>Further reading</i>	45
3 Markov chains and hidden Markov models	46
3.1 <i>Markov chains</i>	48
3.2 <i>Hidden Markov models</i>	51
3.3 <i>Parameter estimation for HMMs</i>	62
3.4 <i>HMM model structure</i>	68
3.5 <i>More complex Markov chains</i>	72
3.6 <i>Numerical stability of HMM algorithms</i>	77
3.7 <i>Further reading</i>	79
4 Pairwise alignment using HMMs	80
4.1 <i>Pair HMMs</i>	81
4.2 <i>The full probability of x and y, summing over all paths</i>	87
4.3 <i>Suboptimal alignment</i>	89
4.4 <i>The posterior probability that x_i is aligned to y_j</i>	91
4.5 <i>Pair HMMs versus FSAs for searching</i>	95

4.6	<i>Further reading</i>	98
5	Profile HMMs for sequence families	100
5.1	<i>Ungapped score matrices</i>	102
5.2	<i>Adding insert and delete states to obtain profile HMMs</i>	102
5.3	<i>Deriving profile HMMs from multiple alignments</i>	105
5.4	<i>Searching with profile HMMs</i>	108
5.5	<i>Profile HMM variants for non-global alignments</i>	113
5.6	<i>More on estimation of probabilities</i>	115
5.7	<i>Optimal model construction</i>	122
5.8	<i>Weighting training sequences</i>	124
5.9	<i>Further reading</i>	132
6	Multiple sequence alignment methods	134
6.1	<i>What a multiple alignment means</i>	135
6.2	<i>Scoring a multiple alignment</i>	137
6.3	<i>Multidimensional dynamic programming</i>	141
6.4	<i>Progressive alignment methods</i>	143
6.5	<i>Multiple alignment by profile HMM training</i>	149
6.6	<i>Further reading</i>	159
7	Building phylogenetic trees	160
7.1	<i>The tree of life</i>	160
7.2	<i>Background on trees</i>	161
7.3	<i>Making a tree from pairwise distances</i>	165
7.4	<i>Parsimony</i>	173
7.5	<i>Assessing the trees: the bootstrap</i>	179
7.6	<i>Simultaneous alignment and phylogeny</i>	180
7.7	<i>Further reading</i>	188
7.8	<i>Appendix: proof of neighbour-joining theorem</i>	190
8	Probabilistic approaches to phylogeny	192
8.1	<i>Introduction</i>	192
8.2	<i>Probabilistic models of evolution</i>	193
8.3	<i>Calculating the likelihood for ungapped alignments</i>	197
8.4	<i>Using the likelihood for inference</i>	205
8.5	<i>Towards more realistic evolutionary models</i>	215
8.6	<i>Comparison of probabilistic and non-probabilistic methods</i>	224
8.7	<i>Further reading</i>	231

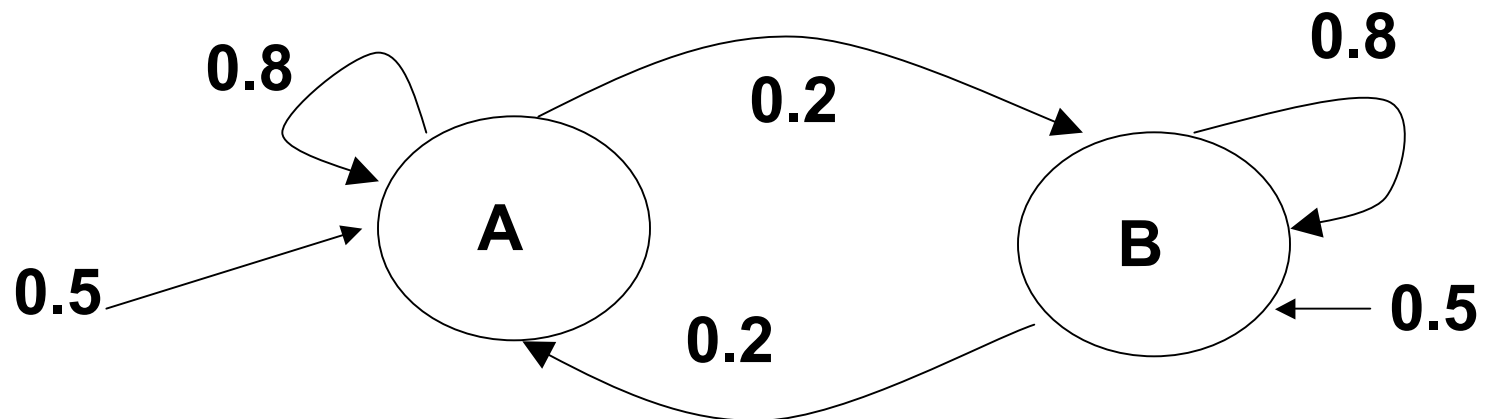
Example: Gambling on dice outcome

- Two dices, both skewed (output model).
- Can either stay with the same dice or switch to the second dice (transition mode).



A Hidden Markov model

- A set of states $\{s_1 \dots s_n\}$
 - In each time point we are in exactly one of these states denoted by q_t
- Π_i , the probability that we start at state s_i
- A transition probability model, $P(q_t = s_i \mid q_{t-1} = s_j)$
- A set of possible outputs Σ
 - In time point t we emit a symbol $\sigma \in \Sigma$
- An emission probability model, $p(o_t = \sigma \mid s_i)$



The Markov property

- A set of states $\{s_1 \dots s_n\}$
 - In each time point we are in exactly one of these states denoted by q_t
- Π_i , the probability that we start at state s_i
- A transition probability model, $P(q_t = s_i \mid q_{t-1} = s_j)$

A set of possible outputs Σ

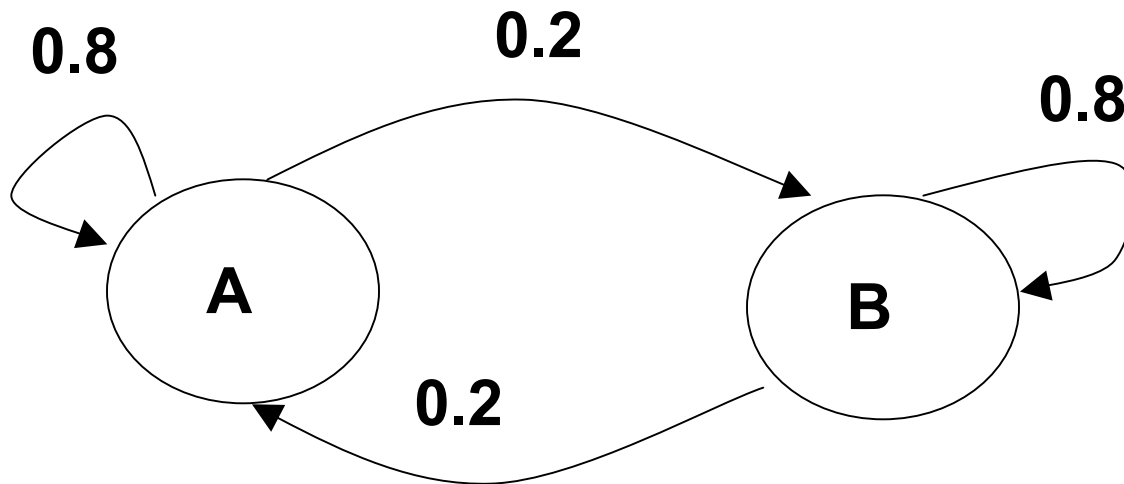
An important aspect of this definitions is the Markov property: q_{t+1} is conditionally independent of q_{t-1} (and any earlier time points) given q_t

More formally $P(q_{t+1} = s_i \mid q_t = s_j) = P(q_{t+1} = s_i \mid q_t = s_j, q_{t-1} = s_j)$

What can we ask when using a HMM?

A few examples:

- “What dice is currently being used?”
- “What is the probability of a 6 in the next role?”
- “What is the probability of 6 in any of the next 3 roles?”

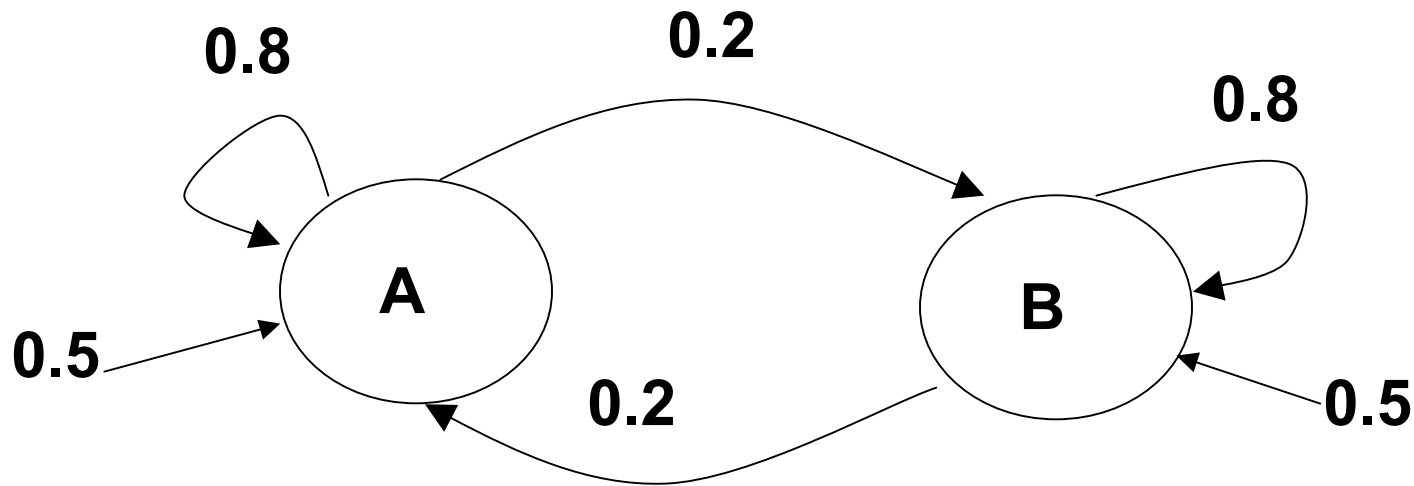


Inference in HMMs

- Computing $P(Q)$ and $P(q_t = s_i)$
 - If we cannot look at observations
- Computing $P(Q | O)$ and $P(q_t = s_i | O)$
 - When we have observation and care about the last state only
- Computing $\operatorname{argmax}_Q P(Q | O)$
 - When we care about the entire path

What dice is currently being used?

- There where t rounds so far
- We want to determine $P(q_t = A)$
- Lets assume for now that we cannot observe any outputs (we are blind folded)
- How can we compute this?



$P(q_t = A)?$

- Simple answer:

Lets determine $P(Q)$ where Q is any path that ends in A

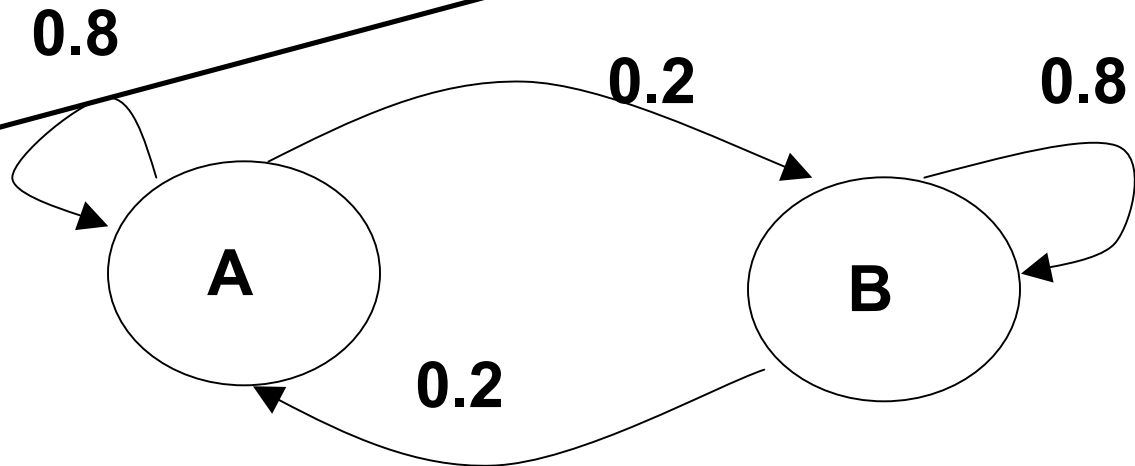
$Q = q_1, \dots, q_{t-1}, A$

$P(Q) = P(q_1, \dots, q_{t-1}, A) = P(A | q_1, \dots, q_{t-1}) P(q_1, \dots, q_{t-1}) =$

$P(A | q_{t-1}) P(q_1, \dots, q_{t-1}) = \dots = P(A | q_{t-1}) \dots P(q_2 | q_1) P(q_1)$

Markov property!

Initial probability



$P(q_t = A)?$

- Simple answer:

1. Lets determine $P(Q)$ where Q is any path that ends in A

$$Q = q_1, \dots, q_{t-1}, A$$

$$P(Q) = P(q_1, \dots, q_{t-1}, A) = P(A \mid q_1, \dots, q_{t-1}) P(q_1, \dots, q_{t-1}) =$$

$$P(A \mid q_{t-1}) P(q_1, \dots, q_{t-1}) = \dots = P(A \mid q_{t-1}) \dots P(q_2 \mid q_1) P(q_1)$$

2. $P(q_t = A) = \sum P(Q)$

where the sum is over all sets of t states that end in A

$P(q_t = A)?$

- Simple answer:

1. Lets determine $P(Q)$ where Q is any path that ends in A

$$Q = q_1, \dots, q_{t-1}, A$$

$$P(Q) = P(q_1, \dots, q_{t-1}, A) = P(A \mid q_1, \dots, q_{t-1}) P(q_1, \dots, q_{t-1}) =$$

$$P(A \mid q_{t-1}) P(q_1, \dots, q_{t-1}) = \dots = P(A \mid q_{t-1}) \dots P(q_2 \mid q_1) P(q_1)$$

2. $P(q_t = A) = \sum P(Q)$

where the sum is over all sets of t states that end in A

Q: How many sets Q are there?

A: A lot! (2^{t-1})

Not a feasible solution

$P(q_t = A)$, the smart way

- Lets define $p_t(i) = \text{probability state } i \text{ at time } t = p(q_t = s_i)$
- We can determine $p_t(i)$ by induction
 1. $p_1(i) = \Pi_i$
 2. $p_t(i) = ?$

$P(q_t = A)$, the smart way

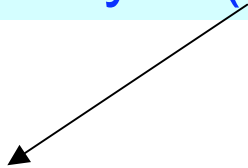
- Lets define $p_t(i) = \text{probability state } i \text{ at time } t = p(q_t = s_i)$
- We can determine $p_t(i)$ by induction
 1. $p_1(i) = \Pi_i$
 2. $p_t(i) = \sum_j p(q_t = s_i \mid q_{t-1} = s_j)p_{t-1}(j)$

$P(q_t = A)$, the smart way




- Lets define $p_t(i) = \text{probability state } i \text{ at time } t = p(q_t = s_i)$
- We can determine $p_t(i)$ by induction
 1. $p_1(i) = \Pi_i$
 2. $p_t(i) = \sum_j p(q_t = s_i \mid q_{t-1} = s_j)p_{t-1}(j)$

This type of computation is called dynamic programming

Complexity: $O(n^2 \cdot t)$



Number of states in our HMM

Time / state	t1	t2	t3
s1	.3		
s2	.7		

Inference in HMMs

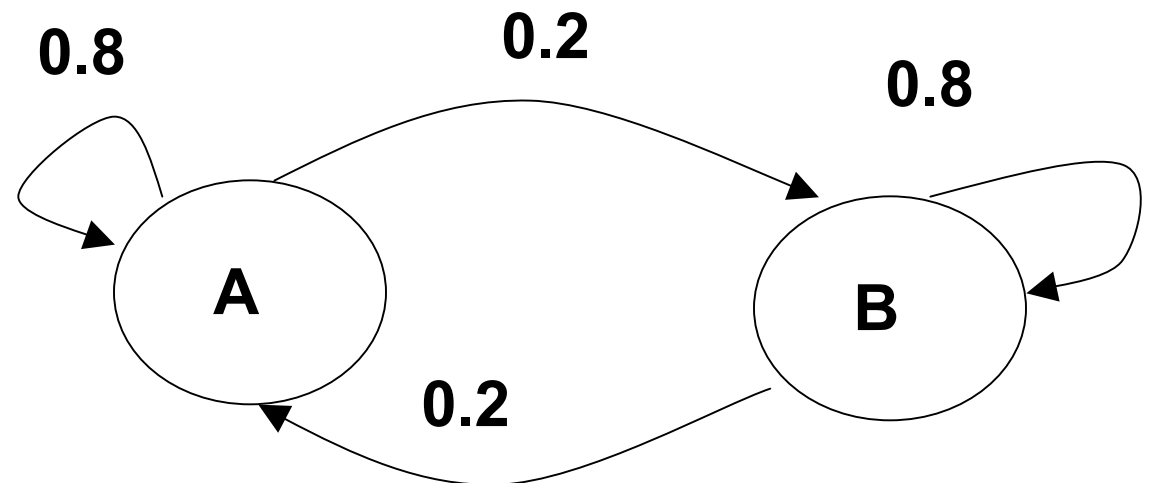
- Computing $P(Q)$ and $P(q_t = s_i)$ ✓
- Computing $P(Q | O)$ and $P(q_t = s_i | O)$
- Computing $\operatorname{argmax}_Q P(Q)$

But what if we observe outputs?

- So far, we assumed that we could not observe the outputs
- In reality, we almost always can.



v	$P(v A)$	$P(v B)$
1	.3	.1
2	.2	.1
3	.2	.1
4	.1	.2
5	.1	.2
6	.1	.3



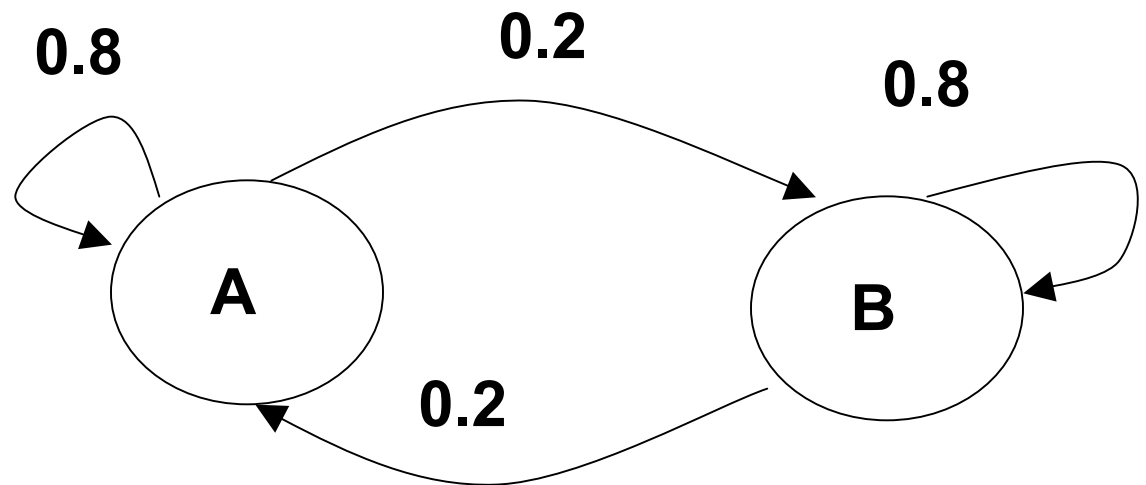
But what if we observe outputs?

- So far, we assumed that we could not observe the outputs
- In reality, we almost a **Does observing the sequence**

5, 6, 4, 5, 6, 6

Change our belief about the state?

v	P(v A)	P(v B)
1	.3	.1
2	.2	.1
3	.2	.1
4	.1	.2
5	.1	.2
6	.1	.3



$P(q_t = A)$ when outputs are observed

- We want to compute $P(q_t = A \mid O_1 \dots O_t)$
- For ease of writing we will use the following notations (common in literature)
- $a_{i,j} = P(q_t = s_i \mid q_{t-1} = s_j)$
- $b_i(o_t) = P(o_t \mid s_i)$

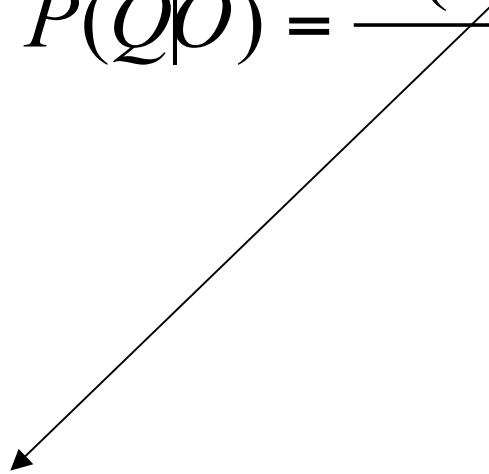
$P(q_t = A)$ when outputs are observed

- We want to compute $P(q_t = A \mid O_1 \dots O_t)$
- Lets start with a simpler question. Given a sequence of states Q , what is $P(Q \mid O_1 \dots O_t) = P(Q \mid O)$?
 - It is pretty simple to move from $P(Q)$ to $P(q_t = A)$
 - In some cases $P(Q)$ is the more important question
 - Speech processing
 - NLP

$P(Q | O)$

- We can use Bayes rule:

$$P(Q|O) = \frac{P(O | Q)P(Q)}{P(O)}$$



Easy, $P(O | Q) = P(o_1 | q_1) P(o_2 | q_2) \dots P(o_t | q_t)$

$P(Q | O)$

- We can use Bayes rule:

$$P(Q|O) = \frac{P(O | Q)P(Q)}{P(O)}$$

Easy, $P(Q) = P(q_1) P(q_2 | q_1) \dots P(q_t | q_{t-1})$

$$P(Q | O)$$

- We can use Bayes rule:

$$P(Q|O) = \frac{P(O | Q)P(Q)}{P(O)}$$



Hard!

P(O)

- What is the probability of seeing a set of observations:
 - An important question in it own rights, for example classification using two HMMs
- Define $\alpha_t(i) = P(o_1, o_2 \dots, o_t \wedge q_t = s_i)$
- $\alpha_t(i)$ is the probability that we:
 1. Observe $o_1, o_2 \dots, o_t$
 2. End up at state i

How do we compute $\alpha_t(i)$?

Computing $\alpha_t(i)$

- $\alpha_1(i) = P(o_1 \wedge q_1 = i) = P(o_1 | q_1 = s_i)\Pi_i$

$$\begin{aligned} \alpha_{t+1}(i) &= P(O_1 \dots O_{t+1} \wedge q_{t+1} = s_i) = && \text{We must be at a state in time } t \\ & \sum_j P(O_1 \dots O_t \wedge q_t = s_j \wedge O_{t+1} \wedge q_{t+1} = s_i) = && \text{chain rule} \\ & \sum_j P(O_{t+1} \wedge q_{t+1} = s_i | O_1 \dots O_t \wedge q_t = s_j) P(O_1 \dots O_t \wedge q_t = s_j) = \\ & \sum_j P(O_{t+1} \wedge q_{t+1} = s_i | O_1 \dots O_t \wedge q_t = s_j) \alpha_t(j) = && \text{Markov property} \\ & \sum_j P(O_{t+1} | q_{t+1} = s_i) P(q_{t+1} = s_i | q_t = s_j) \alpha_t(j) = \\ & \sum_j b_i(O_{t+1}) a_{i,j} \alpha_t(j) \end{aligned}$$

Example: Computing $\alpha_3(B)$

- We observed 2,3,6

$$\alpha_1(A) = P(2 \wedge q_1 = A) = P(2 | q_1 = A)\Pi_A = .2 * .7 = .14, \alpha_1(B) = .1 * .3 = .03$$

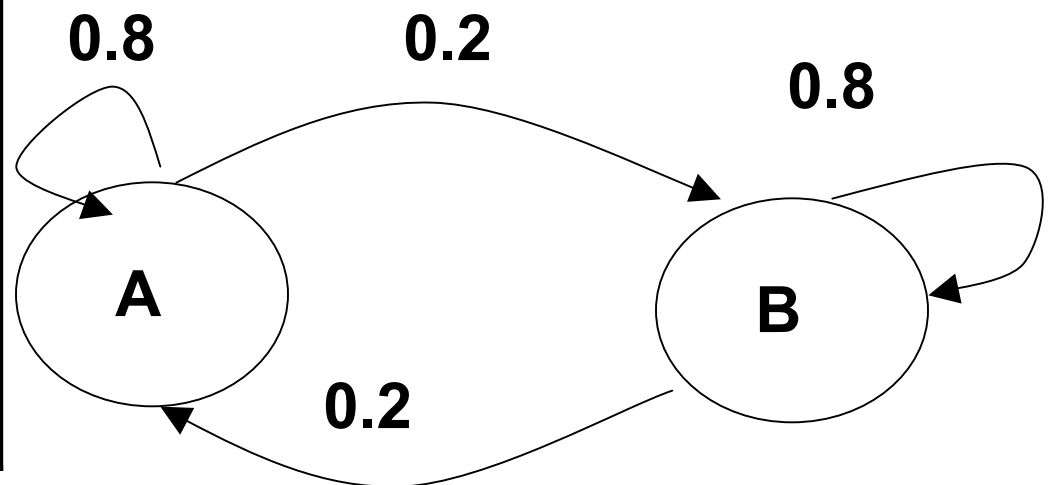
$$\alpha_2(A) = \sum_{j=A,B} b_A(3) a_{j,A} \alpha_1(j) = .2 * .8 * .14 + .2 * .2 * .03 = 0.0236, \alpha_2(B) = 0.0052$$

$$\alpha_3(B) = \sum_{j=A,B} b_B(6) a_{j,B} \alpha_2(j) = .3 * .2 * .0236 + .3 * .8 * .0052 = 0.00264$$

$$\Pi_A = 0.7$$

$$\Pi_B = 0.3$$

v	P(v A)	P(v B)
1	.3	.1
2	.2	.1
3	.2	.1
4	.1	.2
5	.1	.2
6	.1	.3



Where we are

- We want to compute $P(Q | O)$
- For this, we only need to compute $P(O)$
- We know how to compute $\alpha_t(i)$

From here its easy

$$\alpha_t(i) = P(o_1, o_2, \dots, o_t \wedge q_t = s_i)$$

so

$$P(O) = P(o_1, o_2, \dots, o_t) = \sum_i P(o_1, o_2, \dots, o_t \wedge q_t = s_i) = \sum_i \alpha_t(i)$$

note that

$$p(q_t=s_i | o_1, o_2, \dots, o_t) = \frac{\alpha_t(i)}{\sum_j \alpha_t(j)}$$

$$P(A | B) = P(A \wedge B) / P(B)$$

Complexity

- How long does it take to compute $P(Q | O)$?
- $P(Q)$: $O(n)$
- $P(O|Q)$: $O(n)$
- $P(O)$: $O(n^2t)$

Inference in HMMs

- Computing $P(Q)$ and $P(q_t = s_i)$ ✓
- Computing $P(Q | O)$ and $P(q_t = s_i | O)$ ✓
- Computing $\operatorname{argmax}_Q P(Q)$