

Semi-Supervised Learning

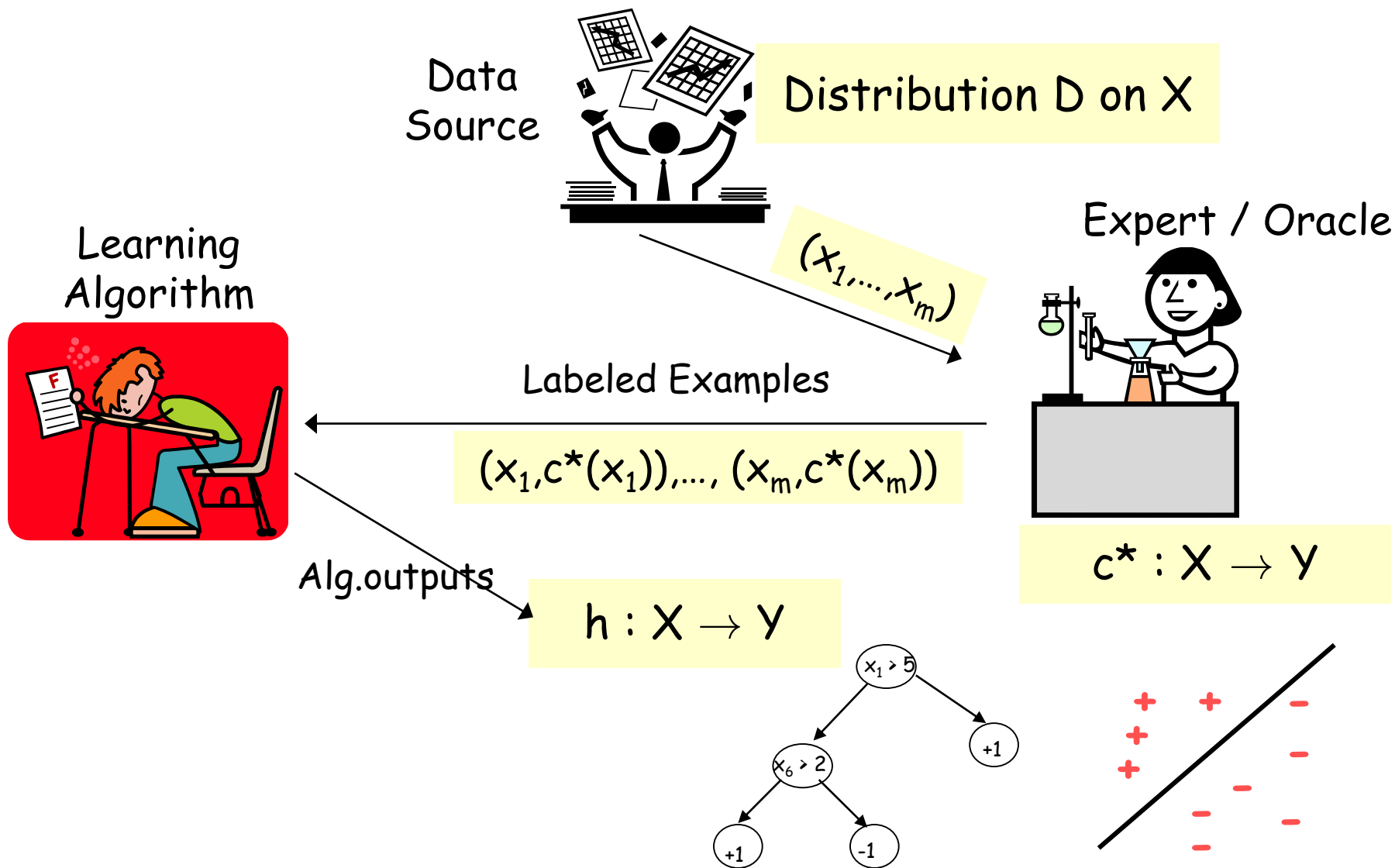
Maria-Florina Balcan

11/07/2016

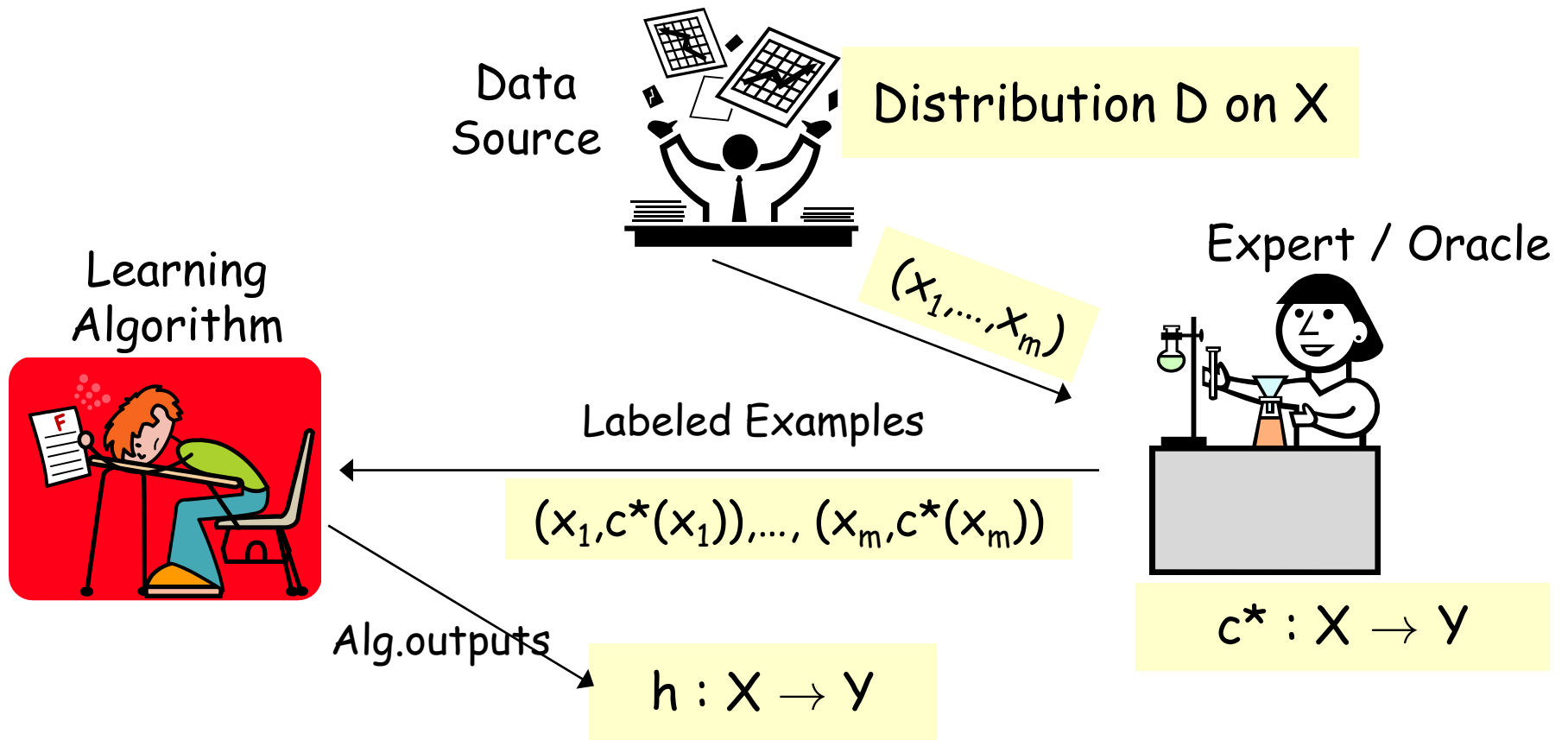
Readings:

- Semi-Supervised Learning. Encyclopedia of Machine Learning. Jerry Zhu, 2010
- Combining Labeled and Unlabeled Data with Co-Training. Avrim Blum, Tom Mitchell. COLT 1998.

Fully Supervised Learning



Fully Supervised Learning



$$S_1 = \{(x_1, y_1), \dots, (x_{m_1}, y_{m_1})\}$$

x_i drawn i.i.d from D , $y_i = c^*(x_i)$

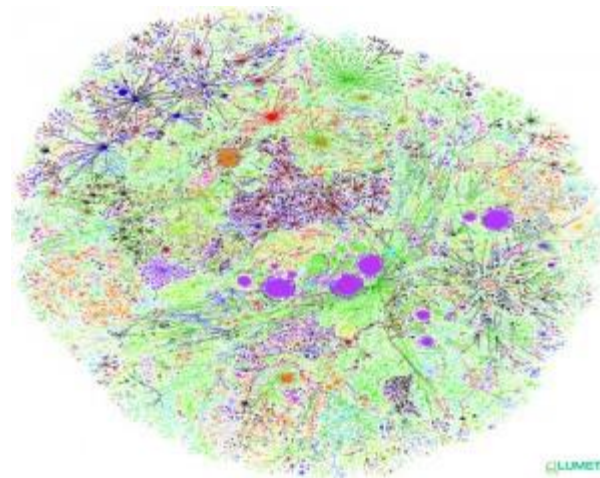
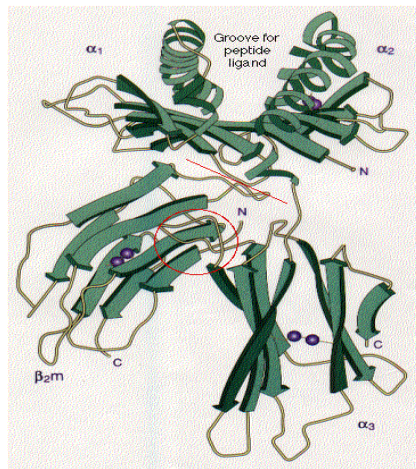
Goal: h has small error over D .

$$\text{err}_D(h) = \Pr_{x \sim D}(h(x) \neq c^*(x))$$

Classic Paradigm Insufficient Nowadays

Modern applications: **massive amounts** of raw data.

Only **a tiny fraction** can be annotated by human experts.



Protein sequences

Billions of webpages

Images

Modern ML: New Learning Approaches

Modern applications: **massive amounts** of raw data.

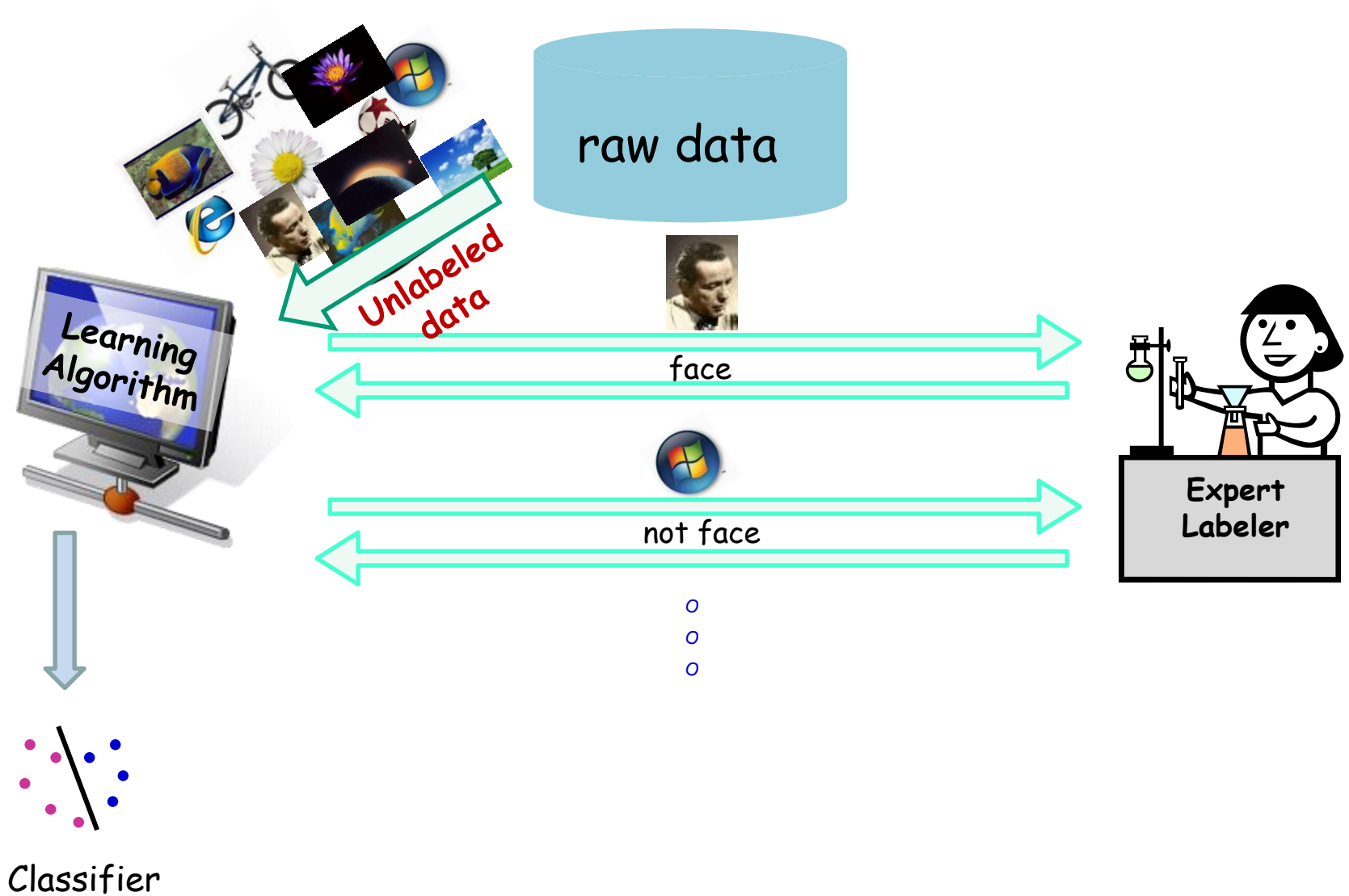
Techniques that best utilize data, **minimizing need for expert/human intervention.**

Paradigms where there has been great progress.

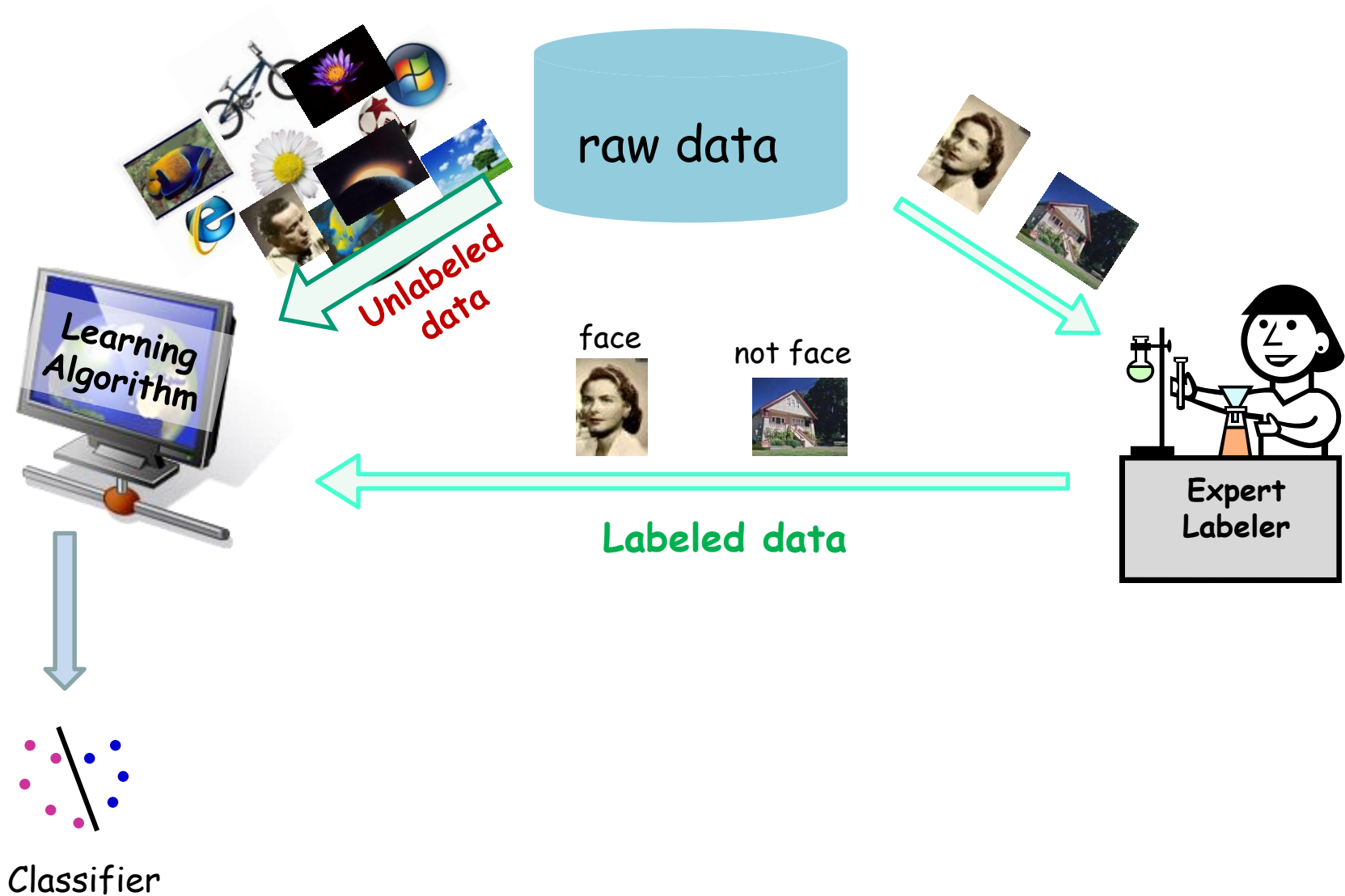
- Semi-supervised Learning, (Inter)active Learning.



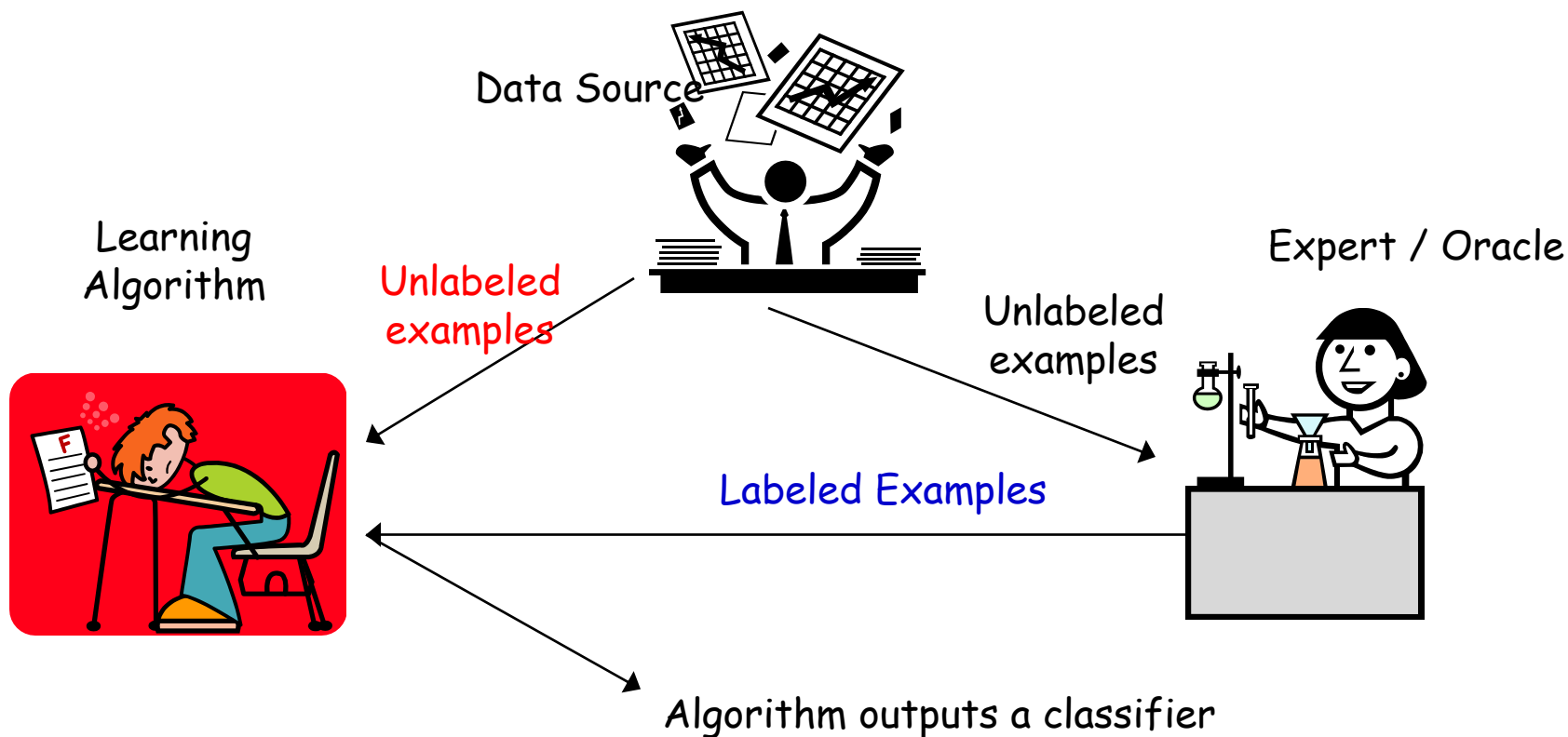
Active Learning



Semi-Supervised Learning



Semi-Supervised Learning



$$S_l = \{(x_1, y_1), \dots, (x_{m_l}, y_{m_l})\}$$

x_i drawn i.i.d from D , $y_i = c^*(x_i)$

$S_u = \{x_1, \dots, x_{m_u}\}$ drawn i.i.d from D

Goal: h has small error over D .

$$\text{err}_D(h) = \Pr_{x \sim D} (h(x) \neq c^*(x))$$

Semi-supervised Learning

- Major topic of research in ML.
- Several methods have been developed to try to use unlabeled data to improve performance, e.g.:
 - Transductive SVM [Joachims '99]
 - Co-training [Blum & Mitchell '98]
 - Graph-based methods [B&C01], [ZGL03]

Test of time
awards at ICML!

Workshops [ICML '03, ICML' 05, ...]

Books:

- Semi-Supervised Learning, MIT 2006
O. Chapelle, B. Scholkopf and A. Zien (eds)
- Introduction to Semi-Supervised Learning,
Morgan & Claypool, 2009 Zhu & Goldberg

Semi-supervised Learning

- Major topic of research in ML.
- Several methods have been developed to try to use unlabeled data to improve performance, e.g.:
 - Transductive SVM [Joachims '99]
 - Co-training [Blum & Mitchell '98]
 - Graph-based methods [B&C01], [ZGL03]

Test of time
awards at ICML!

Both wide spread applications and solid foundational understanding!!!

Semi-supervised Learning

- Major topic of research in ML.
- Several methods have been developed to try to use unlabeled data to improve performance, e.g.:
 - Transductive SVM [Joachims '99]
 - Co-training [Blum & Mitchell '98]
 - Graph-based methods [B&C01], [ZGL03]

Test of time
awards at ICML!

Today: discuss these methods.

Very interesting, they all exploit unlabeled data in different, very interesting and creative ways.

Semi-supervised learning: no querying. Just have lots of additional unlabeled data.

A bit puzzling; unclear what unlabeled data can do for us.... It is missing the most important info. How can it help us in substantial ways?



Key Insight

Unlabeled data useful if we have beliefs not only about the form of the target, but also about its relationship with the underlying distribution.



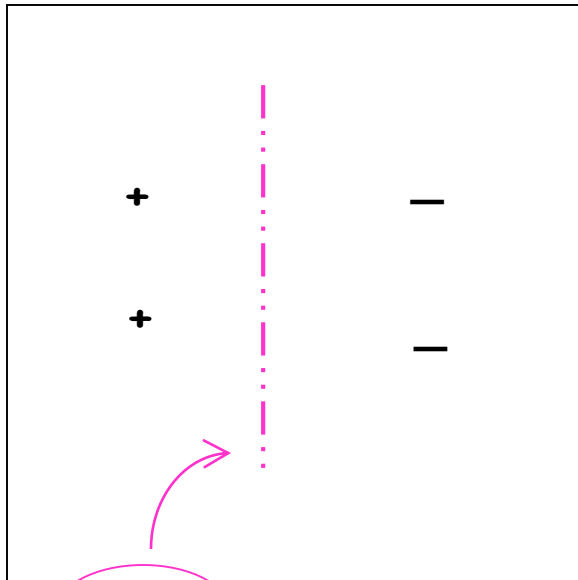
Semi-supervised SVM

[Joachims '99]

Margins based regularity

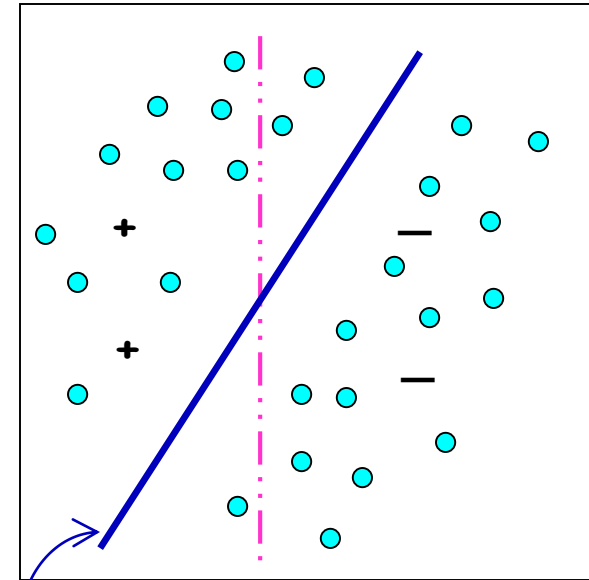
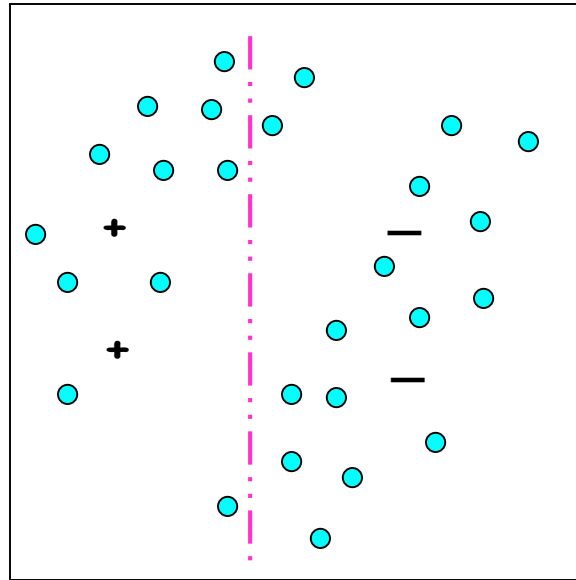
Target goes through **low** density regions (**large margin**).

- assume we are looking for linear separator
- **belief**: should exist one with **large** separation



SVM

Labeled data **only**



Transductive SVM

Transductive Support Vector Machines

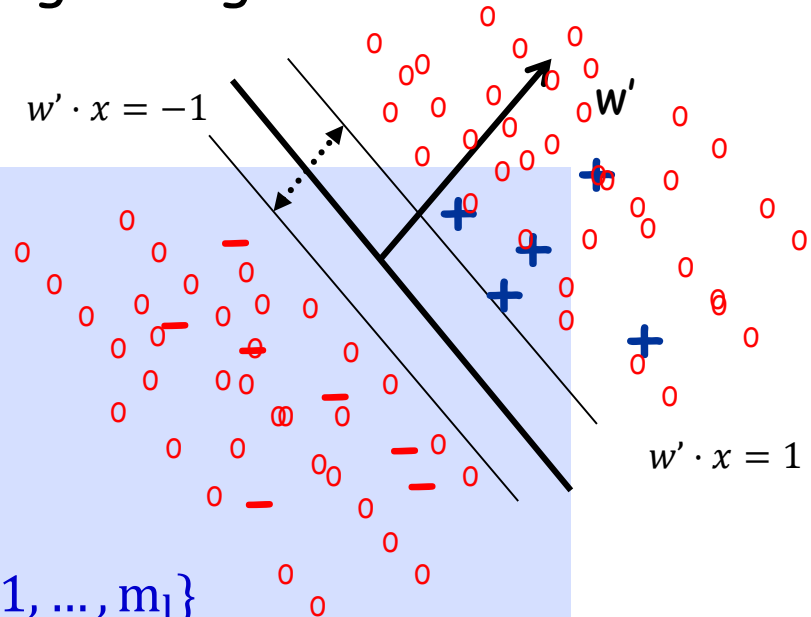
Optimize for the separator with large margin wrt **labeled** and **unlabeled** data. [Joachims '99]

Input: $S_l = \{(x_1, y_1), \dots, (x_{m_l}, y_{m_l})\}$

$S_u = \{x_1, \dots, x_{m_u}\}$

$\operatorname{argmin}_w \|w\|^2$ s.t.:

- $y_i w \cdot x_i \geq 1$, for all $i \in \{1, \dots, m_l\}$
- $\widehat{y}_u w \cdot x_u \geq 1$, for all $u \in \{1, \dots, m_u\}$
- $\widehat{y}_u \in \{-1, 1\}$ for all $u \in \{1, \dots, m_u\}$



Find a labeling of the unlabeled sample and w s.t. w separates both labeled and unlabeled data with maximum margin.

Transductive Support Vector Machines

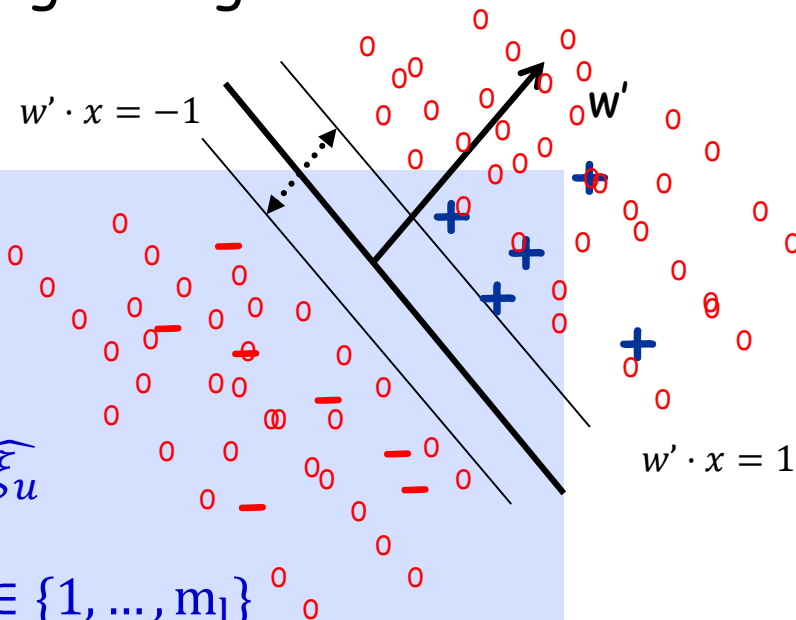
Optimize for the separator with large margin wrt **labeled** and **unlabeled** data. [Joachims '99]

Input: $S_l = \{(x_1, y_1), \dots, (x_{m_l}, y_{m_l})\}$

$S_u = \{x_1, \dots, x_{m_u}\}$

$$\operatorname{argmin}_w ||w||^2 + C \sum_i \xi_i + C \sum_u \widehat{\xi}_u$$

- $y_i w \cdot x_i \geq 1 - \xi_i$, for all $i \in \{1, \dots, m_l\}$
- $\widehat{y}_u w \cdot x_u \geq 1 - \widehat{\xi}_u$, for all $u \in \{1, \dots, m_u\}$
- $\widehat{y}_u \in \{-1, 1\}$ for all $u \in \{1, \dots, m_u\}$



Find a labeling of the unlabeled sample and w s.t. w separates both labeled and unlabeled data with maximum margin.

Transductive Support Vector Machines

Optimize for the separator with large margin wrt **labeled** and **unlabeled** data.

Input: $S_l = \{(x_1, y_1), \dots, (x_{m_l}, y_{m_l})\}$

$S_u = \{x_1, \dots, x_{m_u}\}$

$$\operatorname{argmin}_w \|w\|^2 + C \sum_i \xi_i + C \sum_u \widehat{\xi}_u$$

- $y_i w \cdot x_i \geq 1 - \xi_i$, for all $i \in \{1, \dots, m_l\}$
- $\widehat{y}_u w \cdot x_u \geq 1 - \widehat{\xi}_u$, for all $u \in \{1, \dots, m_u\}$
- $\widehat{y}_u \in \{-1, 1\}$ for all $u \in \{1, \dots, m_u\}$

NP-hard.... Convex only after you guessed the labels... too many possible guesses...

Transductive Support Vector Machines

Optimize for the separator with large margin wrt **labeled** and **unlabeled** data.

Heuristic (Joachims) high level idea:

- First maximize margin over the labeled points
- Use this to give initial labels to unlabeled points based on this separator.
- Try flipping labels of unlabeled points to see if doing so can increase margin

Keep going until no more improvements. Finds a locally-optimal solution.

Experiments [Joachims99]

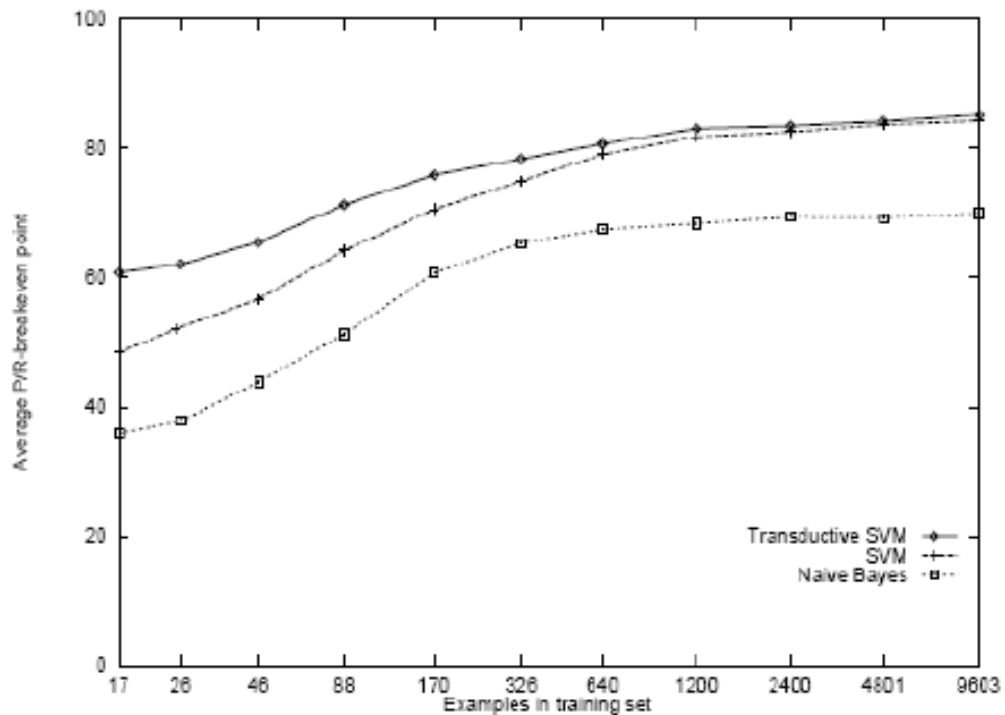
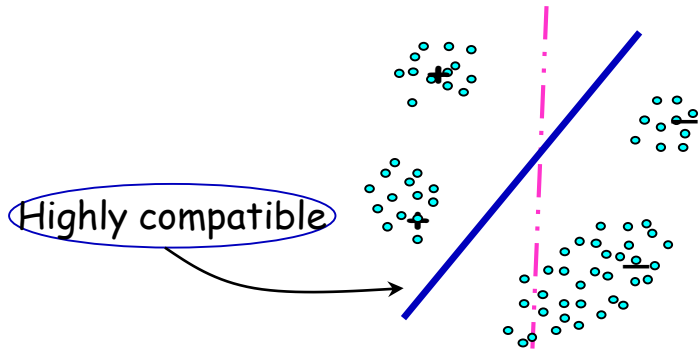


Figure 6: Average P/R-breakeven point on the Reuters dataset for different training set sizes and a test set size of 3,299.

Transductive Support Vector Machines

Helpful distribution



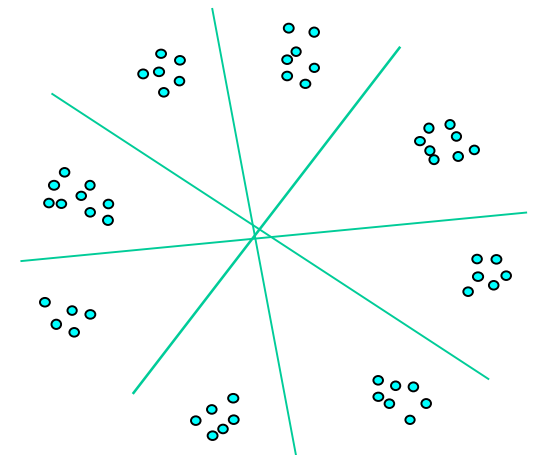
Non-helpful distributions

Margin not satisfied



Margin satisfied

$1/\gamma^2$ clusters,
all partitions
separable by
large margin



Co-training

[Blum & Mitchell '98]

Different type of underlying regularity assumption:
Consistency or Agreement Between Parts

Co-training: Self-consistency

Agreement between two parts : co-training [Blum-Mitchell98].

- examples contain two sufficient sets of features, $x = \langle x_1, x_2 \rangle$
- belief: the parts are consistent, i.e. $\exists c_1, c_2$ s.t. $c_1(x_1) = c_2(x_2) = c^*(x)$

For example, if we want to classify web pages: $x = \langle x_1, x_2 \rangle$
as faculty member homepage or not

Prof. Avrim Blum My Advisor

x - Link info & Text info

Prof. Avrim Blum My Advisor

x₁ - Text info

Prof. Avrim Blum My Advisor


x₂ - Link info

Iterative Co-Training


Idea: Use small labeled sample to learn initial rules.

- E.g., "my advisor" pointing to a page is a good indicator it is a faculty home page.
- E.g., "I am teaching" on a page is a good indicator it is a faculty home page.

Idea: Use unlabeled data to **propagate** learned information.



my advisor



Avrim Blum's home page Page 1 of 1



Avrim Blum
Professor of Computer Science

Department of Computer Science
Carnegie Mellon University
Pittsburgh, PA 15213-3891
avrim@cs.cmu.edu

Office: Wean 4130
Tel: (412) 268-6452
Fax: (412) 268-5576
Admin assist: Nicole Stenger, Wean 4116, 268-3779

Check out our new faculty members [Ryan O'Donnell](#) and [Luis von Ahn](#).

My main research interests are machine learning theory, approximation algorithms, on-line algorithms, and algorithmic game theory. I was/am on the Program Committees for FOCS 2008 (Symp. Foundations of Computer Science), ACM-EC 2008 (Electronic Commerce), and COLT 2007 (Conference on Learning Theory), and was recently local organizer for COLT 2006 and FOCS 2005. I also co-organized the 2005 Foundations of Computational Mathematics Workshop on Algorithmic Game Theory and Metric Embeddings. A while back I served as Program Chair for FOCS 2000 and I've done some work in AI Planning. For more information on my research, see the publications and research interests links below. I am also affiliated with the Machine Learning department.

I am currently (Spring 2008) teaching 15-859(B) Machine Learning Theory.

- Publications
- Research Interests
- Survey Talks
- Courses
- My Tutorial on Machine Learning Theory given at FOCS 2003 and a short essay.
- ALADDIN, Algorithms and Complexity Group
- ACO Program Home Page
- Theory Seminars, Theory lunch ML lunch
- Family pictures, Other pictures, My Startup Page

My advisees: [Aaron Roth](#), [Katrina Ligett](#), [Nina Balcan](#), [Mugizi Robert Rwebangira](#), [Shobha Venkataraman](#).

Past advisees: [Prasad Chalassani](#), [Santosh Vempala](#), [Carl Burch](#), [Adam Kalai](#), [John Langford](#), [Nikhil Bansal](#), [Martin Zinkevich](#), [Shuchi Chawla](#), [Brendan McMahan](#).

Google:

Iterative Co-Training

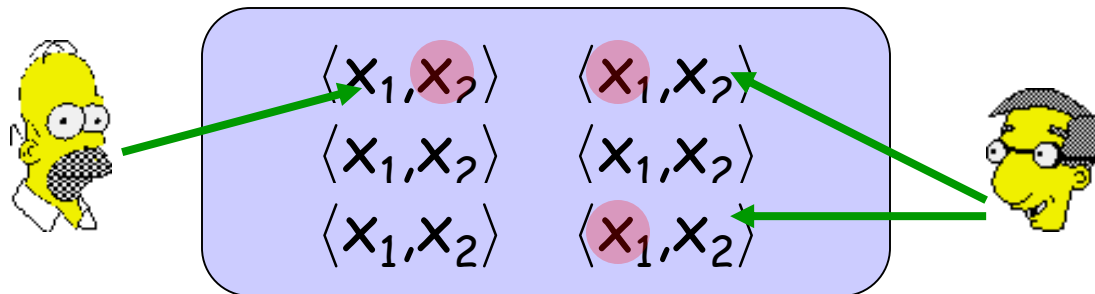
Idea: Use small labeled sample to learn initial rules.

- E.g., "my advisor" pointing to a page is a good indicator it is a faculty home page.
- E.g., "I am teaching" on a page is a good indicator it is a faculty home page.

Idea: Use unlabeled data to **propagate** learned information.



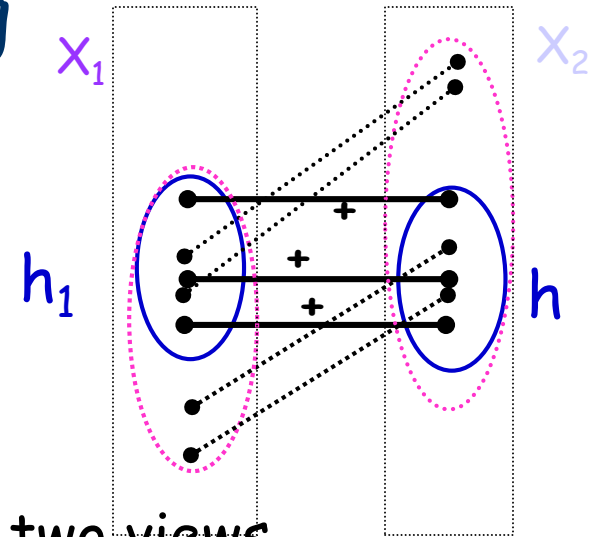
Look for unlabeled examples where one rule is confident and the other is not. Have it label the example for the other.



Training 2 classifiers, one on each type of info. Using each to help train the other.

Iterative Co-Training

Works by using unlabeled data to
propagate learned information.



- Have learning algos A_1, A_2 on each of the two views.
- Use **labeled** data to learn two **initial** hyp. h_1, h_2 .

Repeat

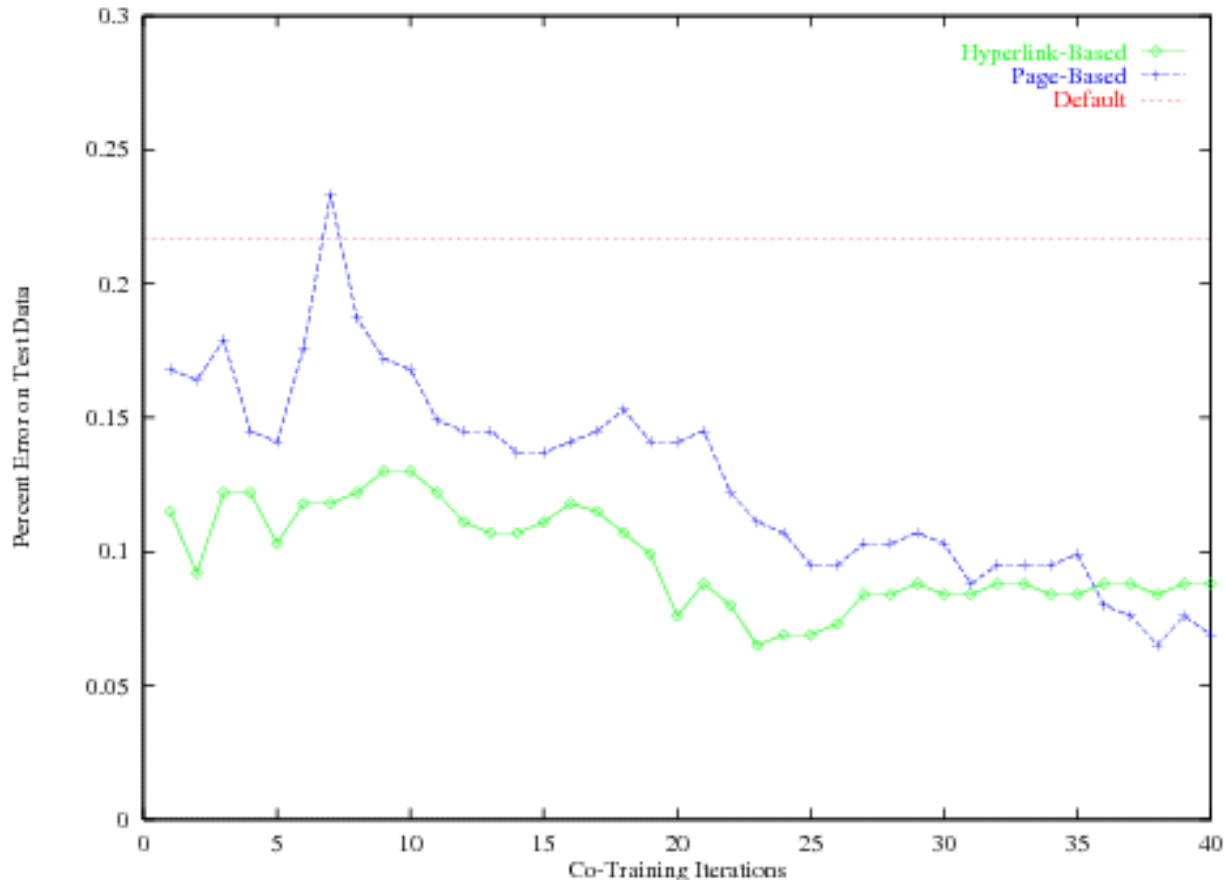
- Look through unlabeled data to find examples where one of h_i is confident but other is not.
- Have the confident h_i label it for algorithm A_{3-i} .

Original Application: Webpage classification

12 labeled examples, 1000 unlabeled

	Page-based	Hyperlink-based	Combined
Std. Supervised	12.9	12.4	11.1
Co-training	6.2	11.6	5.0
Just say neg	22	22	22

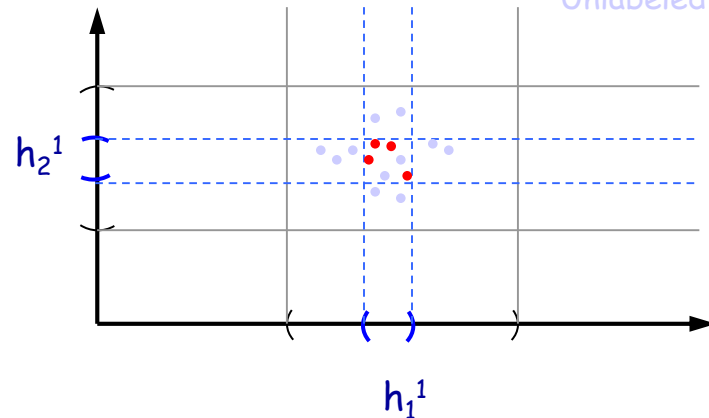
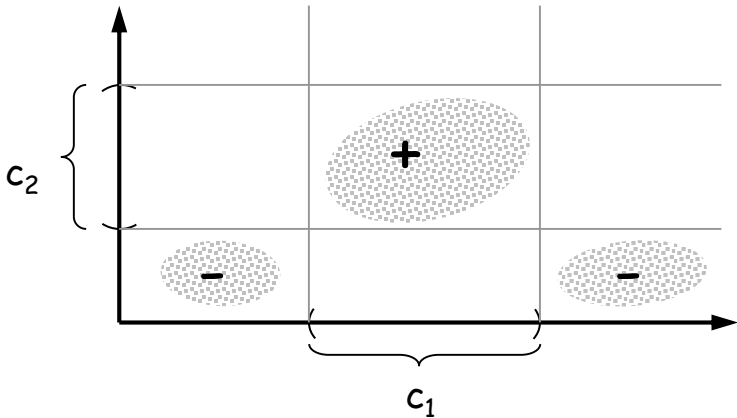
(sample run)



Iterative Co-Training

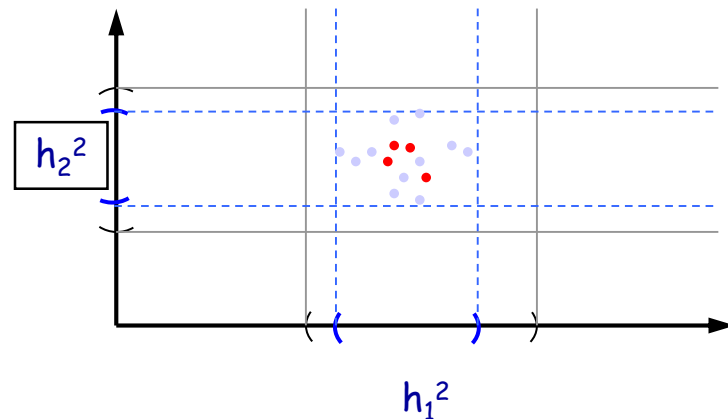
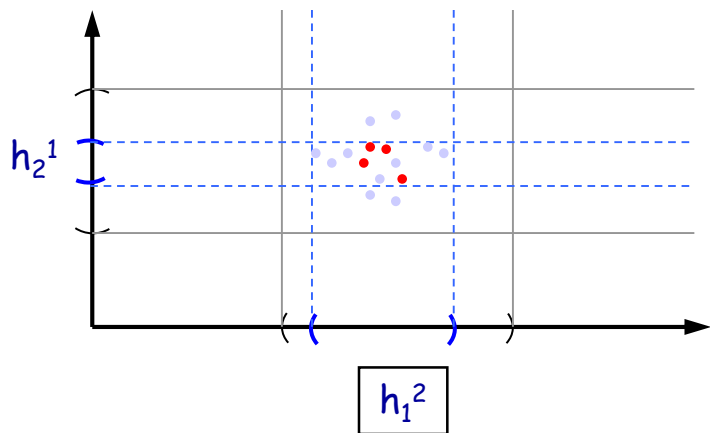
A Simple Example: Learning Intervals

- Labeled examples
- Unlabeled examples

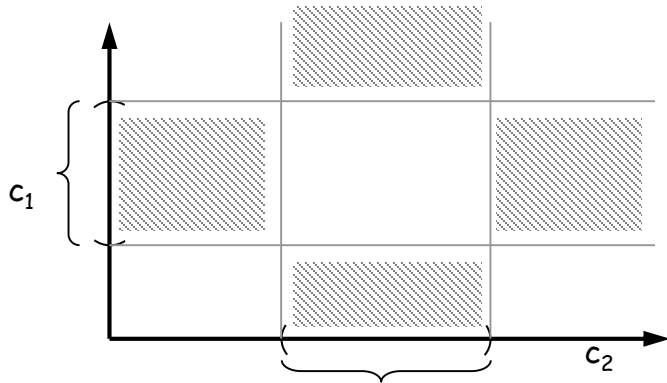



Use labeled data to learn h_1^1 and h_2^1

Use unlabeled data to bootstrap

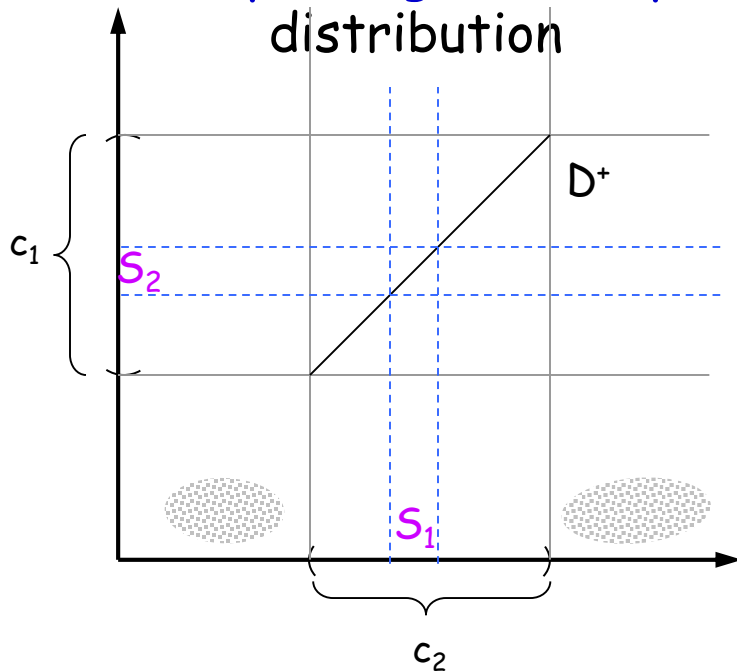


Expansion, Examples: Learning Intervals

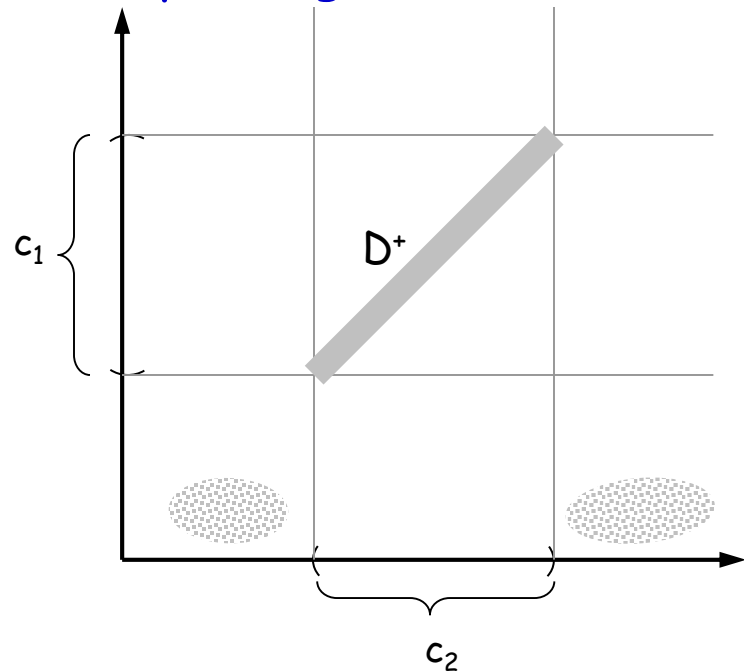


Consistency: zero probability mass in the regions 

Non-expanding (non-helpful) distribution



Expanding distribution



Co-training: Theoretical Guarantees

What properties do we need for co-training to work well?

We need assumptions about:

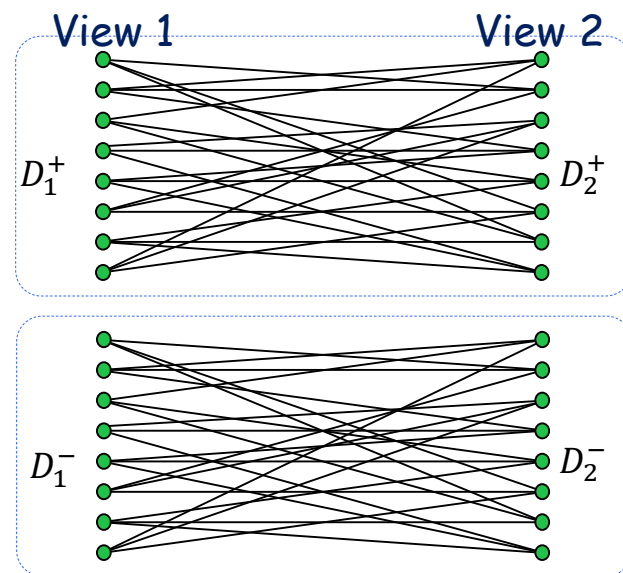
1. the underlying data distribution
2. the learning algos on the two sides

[Blum & Mitchell, COLT '98]

1. Independence given the label
2. Alg. for learning from random noise.

[Balcan, Blum, Yang, NIPS 2004]

1. Distributional expansion.
2. Alg. for learning from positive data only.



Co-training/Multi-view SSL: Direct Optimization of Agreement

Input: $S_l = \{(x_1, y_1), \dots, (x_{m_l}, y_{m_l})\}$
 $S_u = \{x_1, \dots, x_{m_u}\}$

$$\operatorname{argmin}_{h_1, h_2} \sum_{l=1}^2 \sum_{i=1}^{m_l} l(h_l(x_i), y_i) + C \sum_{i=1}^{m_u} \text{agreement}(h_1(x_i), h_2(x_i))$$

Each of them has small
labeled error

Regularizer to encourage
agreement over unlabeled data

E.g.,

P. Bartlett, D. Rosenberg, AISTATS 2007; K. Sridharan, S. Kakade, COLT 2008

Co-training/Multi-view SSL: Direct Optimization of Agreement

Input: $S_l = \{(x_1, y_1), \dots, (x_{m_l}, y_{m_l})\}$
 $S_u = \{x_1, \dots, x_{m_u}\}$

$$\operatorname{argmin}_{h_1, h_2} \sum_{l=1}^2 \sum_{i=1}^{m_l} l(h_l(x_i), y_i) + C \sum_{i=1}^{m_u} \text{agreement}(h_1(x_i), h_2(x_i))$$

- $l(h(x_i), y_i)$ loss function
 - E.g., square loss $l(h(x_i), y_i) = (y_i - h(x_i))^2$
 - E.g., 0/1 loss $l(h(x_i), y_i) = 1_{y_i \neq h(x_i)}$

E.g.,

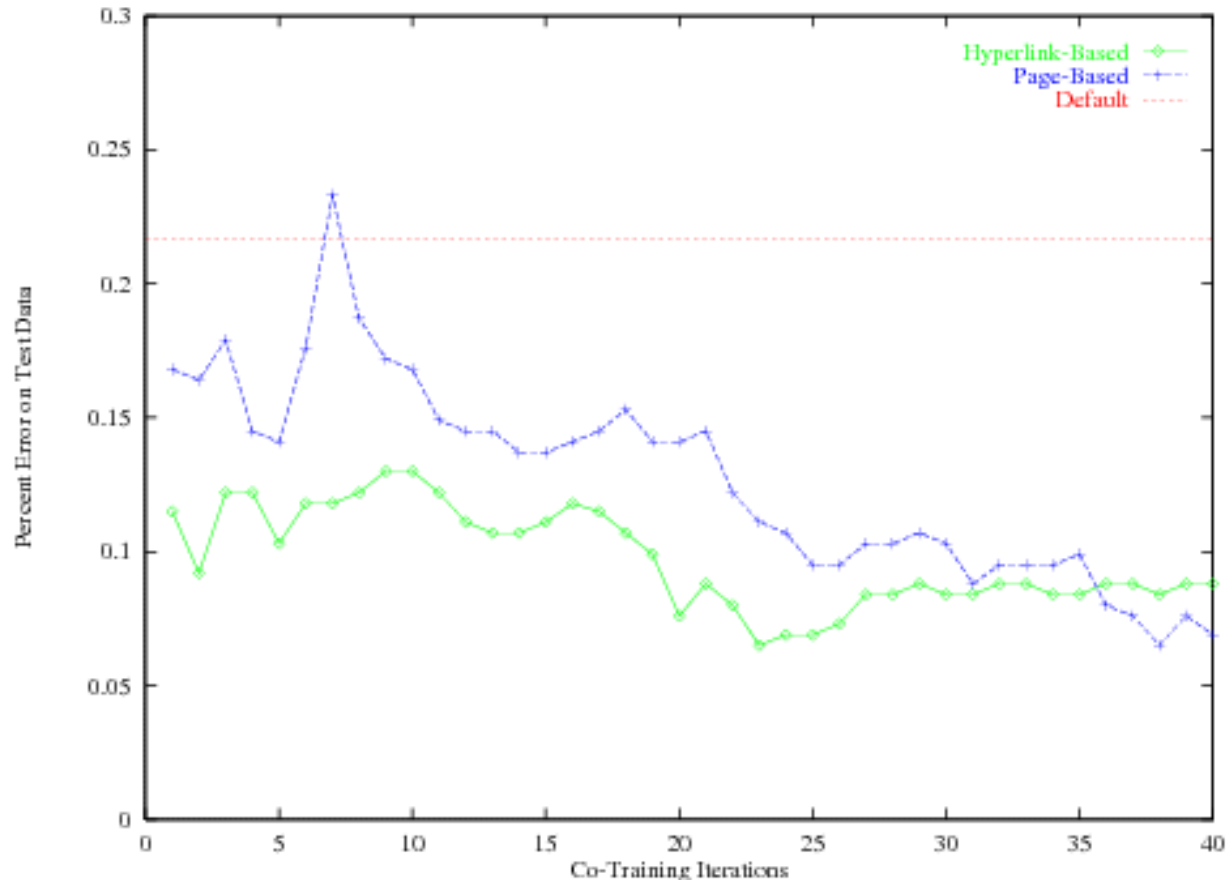
P. Bartlett, D. Rosenberg, AISTATS 2007; K. Sridharan, S. Kakade, COLT 2008

Original Application: Webpage classification

12 labeled examples, 1000 unlabeled

	Page-based	Hyperlink-based	Combined
Std. Supervised	12.9	12.4	11.1
Co-training	6.2	11.6	5.0
Just say neg	22	22	22

(sample run)



Many Other Applications

E.g., [Levin-Viola-Freund03] identifying objects in images.
Two different kinds of preprocessing.



E.g., [Collins&Singer99] named-entity extraction.
- "I arrived in London yesterday"

...

Central to NELL!!!


...

Similarity Based Regularity

[Blum&Chwala01], [ZhuGhahramaniLafferty03]

Graph-based Methods

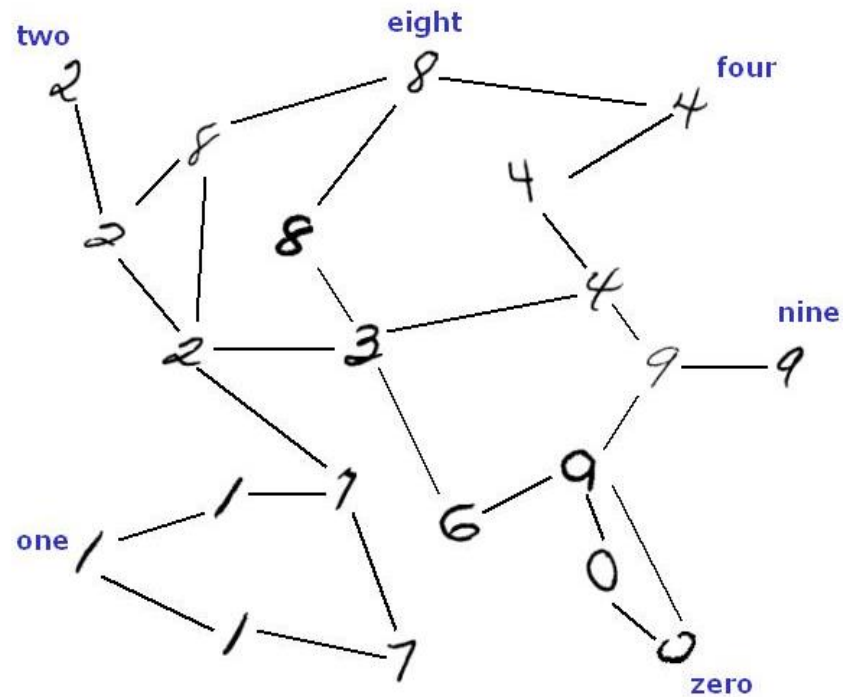
- Assume we are given a pairwise similarity fnc and that very similar examples probably have the same label.
- If we have a lot of labeled data, this suggests a Nearest-Neighbor type of algorithm.
- If you have a lot of **unlabeled** data, perhaps can use them as “stepping stones”.



Graph-based Methods

Idea: construct a graph with edges between very similar examples.

Unlabeled data can help “glue” the objects of the same class together.



Graph-based Methods

Idea: construct a graph with edges between very similar examples. Unlabeled data can help “glue” the objects of the same class together.



image 4005



neighbor 1: time edge



neighbor 2: color edge



neighbor 3: color edge



neighbor 4: color edge



neighbor 5: face edge

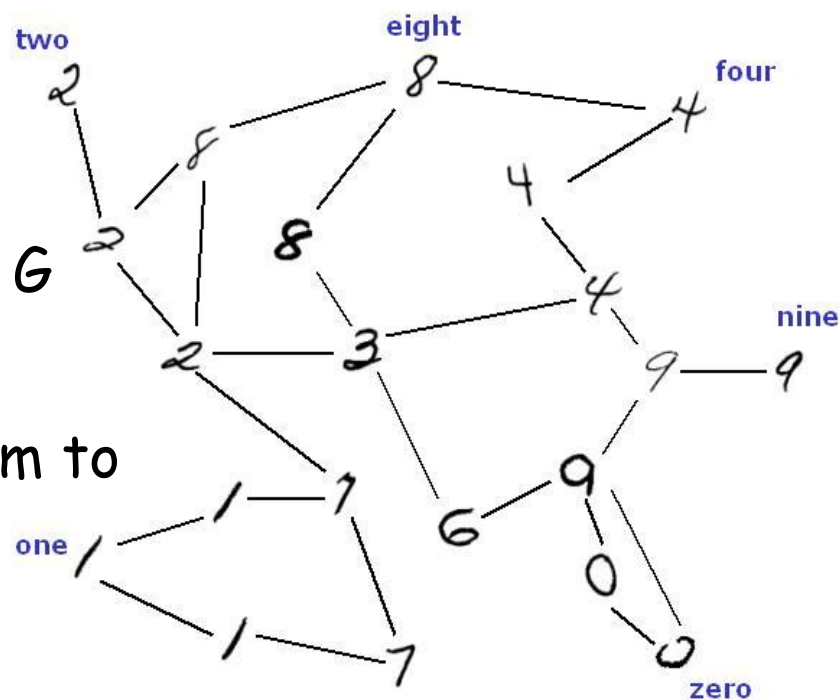
Person Identification in Webcam Images: An Application of Semi-Supervised Learning. [Balcan, Blum, Choi, Lafferty, Pantano, Rwebangira, Xiaojin Zhu], ICML 2005 Workshop on Learning with Partially Classified Training Data.

Graph-based Methods

Often, **transductive approach**. (Given $L + U$, output predictions on U). Are allowed to output any labeling of $L \cup U$.

Main Idea:

- Construct graph G with edges between very similar examples.
- Might have also glued together in G examples of different classes.
- Run a graph partitioning algorithm to separate the graph into pieces.



Several methods:

- Minimum/Multiway cut [Blum&Chawla01]
- Minimum "soft-cut" [ZhuGhahramaniLafferty'03]
- Spectral partitioning
- ...

What You Should Know

- Unlabeled data useful if we have beliefs not only about the form of the target, but also about its relationship with the underlying distribution.
- Different types of algorithms (based on different beliefs).
 - Transductive SVM [Joachims '99]
 - Co-training [Blum & Mitchell '98]
 - Graph-based methods [B&C01], [ZGL03]

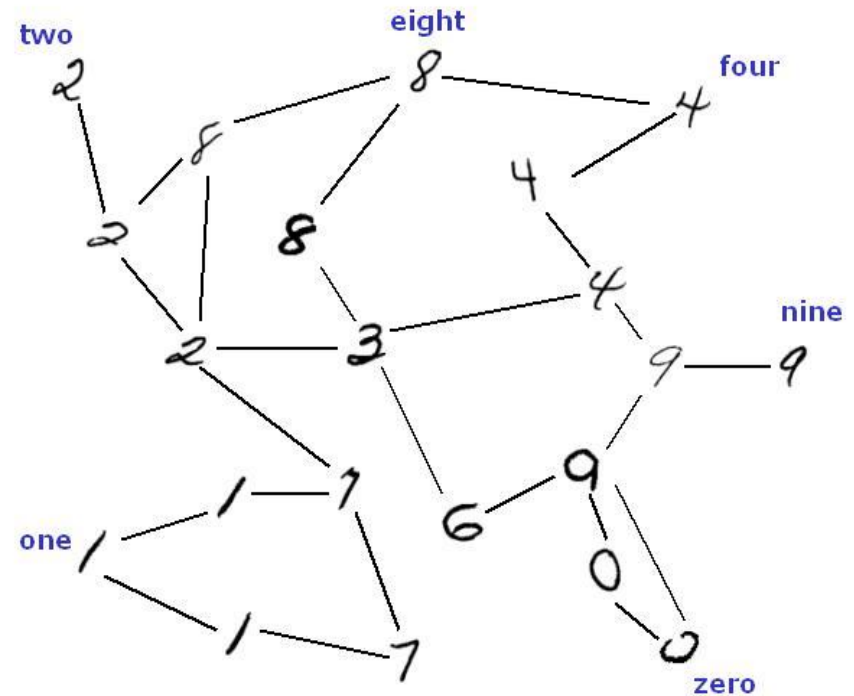
Additional Material on Graph Based Methods

Minimum/Multiway Cut [Blum&Chawla01]

Objective: Solve for labels on unlabeled points that minimize total weight of edges whose endpoints have different labels.

(i.e., the total weight of bad edges)

- If just two labels, can be solved efficiently using max-flow min-cut algorithms
 - Create super-source s connected by edges of weight ∞ to all + labeled pts.
 - Create super-sink t connected by edges of weight ∞ to all - labeled pts.
 - Find minimum-weight s - t cut



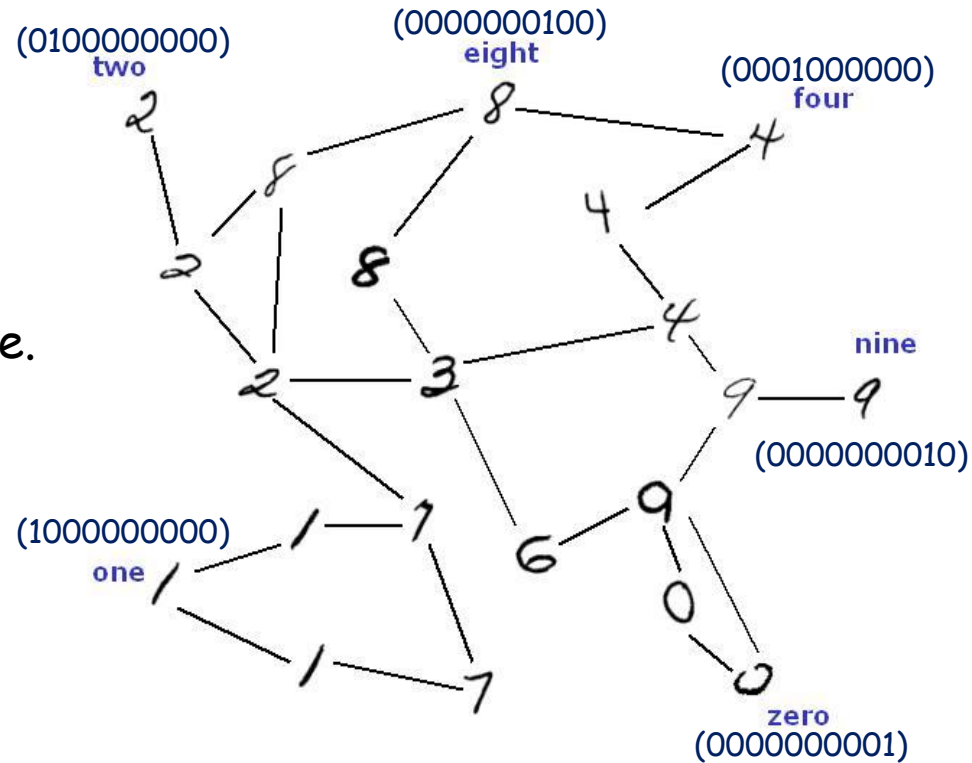
Minimum "soft cut"

[ZhuGhahramaniLafferty'03]

Objective Solve for probability vector over labels f_i on each unlabeled point i .

(labeled points get coordinate vectors in direction of their known label)

- Minimize $\sum_{e=(i,j)} w_e \|f_i - f_j\|^2$
where $\|f_i - f_j\|$ is Euclidean distance.
- Can be done efficiently by solving a set of linear equations.



How to Create the Graph

- Empirically, the following works well:
 1. Compute distance between i, j
 2. For each i , connect to its kNN. k very small but still connects the graph
 3. Optionally put weights on (only) those edges

$$\exp\left(-\frac{\|x_i - x_j\|^2}{2\sigma^2}\right)$$

4. Tune σ